



Create, Craft, Connect @ Williamson

MakerSpace


Don't be intimidated by the word MAKERSPACE. If you have programs in your library that provide an opportunity to create via art, jewelry, paint, sewing, updating, repurposing etc. it's a MAKERSPACE.

What Williamson Offers




DIY with Jen (formerly Crafts with Jen) once a month crafting. Past projects include a button necklace, arm knitting a scarf, Keds as artistic canvas, burlap wreath, and crafting with book sale remainders.

In Stitches (two programs a week) needle arts. Led by our resident crafter Kristen –community members bring projects. The library provides space and Kristen can help if you are learning or need assistance with a project.



Embroidery and Felt Craft led by Michelle and Kristen during the holidays in December and again in the spring in March or April. 12 Days of Christmas Ornaments and Bunny examples of past projects. Patterns and plans via mmmcrafts.blogspot.com



Drab to Fab Crafting (February): Led by Michelle and Kristen update your home during the winter months by doing a special project that features updating or repurposing to give your interior space a lift. Past projects updating a lampshade with fabric and updating picture frames with chalk paint.

Learn to Draw Classes: Led by a local artist these classes over the course of four weeks help patrons create a work of art from start to finish.




Teen Grab and Go, Teen DIY Craft etc. Led by Kasey or Jen activities feature a quick project to make and take or a special craft night. Past projects include jewelry making, terrariums etc.




Made by Me – Led by Michelle and Kristen as an after school sewing program. Participants meet at the library to work on a series of projects that build on basic sewing skills. Students keep their completed projects.



Tie-Dye Day at the Library- Each summer the library does tie-dye on the lawn and it is open to all ages. Community members bring an item and have fun creating a unique design. It's become a fun yearly tradition.



Minecraft Coding- Based on the One Hour of Code – using Scratch to explore computer coding within the Minecraft Gaming Environment.



3D Printing- Drop in and work on a project. Library has also hosted a 3D Printer Camp for Teens during the summer.

Teen Painting with a Twist – A local artist will walk teens through the steps of creating a work of art. The twist will be the creation of art while enjoying craft sodas.



Color Me Calm- A program led by Jen every month. Come and enjoy the latest relaxation sensation for adults. We provide the pages and coloring supplies. You bring your creativity!



Cupcake Class – Children and families enjoy this program led by Michelle as part of Summer Reading and break weeks. A cupcake theme is selected and all supplies are provided for its creation. You can bring home to show off your masterpiece or enjoy your artwork as a snack at the completion of the program.

Behind the Scenes:

The Library budgets approximately \$2500 for programming a year. Most programs offered by the library include materials.

How do we Provide Materials?

Our philosophy has been to not charge for programming. We try to use supplies from our crafting closets. Our crafting closets are filled with materials and supply donations. When we need special items such as buttons for a button necklace class – a call is put out for people to donate. We usually have enough donations within a few days.

Depending on the class patrons have the option of bringing their own fabric, buttons etc. that have special meaning.

If we are short on items or need specific items such as clasps or the supplies for terrariums etc. we will shop locally. Typical places we purchase from are -- Joann's, Wal-mart, Lowes, The Emporium, Kraft Shack. We may limit the number of attendees based on how much the library has budgeted for that particular program.

Art Classes- Instructor creates a list of materials and has a local art supply store put together as a kit. Patrons when they register for classes are given the list of materials needed. They have the choice of purchasing via their preferred retailer or picking up the pre assembled kit at the local art supply store.

Staffing

WIL is lucky to have extraordinary crafters on staff. Staff plan, develop and lead programs as part of work day. However there are some areas that we utilize the expertise in our community.

Art Classes are provided for the library by local artists for nominal fees paid by the library.

Libraries can also share a person with neighboring libraries. Jen works full-time at WIL and hosts crafting classes at WAL as well.

When we have a project in mind and need a person with expertise we ask around. Staff usually has recommendations for great instructors in the community.

Reach out to area universities and colleges offering coursework in the areas that you need expertise. For example my son mentioned to his Honors College classmates that he was interested in doing STEM programming this summer for libraries. Fellow university colleagues had never thought of checking with their local libraries to see if they could use volunteers. The college student earns community service credit while utilizing university skills within their community. WIL has also found that teens enjoy working with peers close in age and it provides an opportunity to learn more about studies post high school.

Why offer this type of Programming at the Library?

It allows the community to use library space for creativity.

Builds fellowship and community connections. Our attendees look forward to catching up at the library.

Beyond books--great PR and word of mouth advertising-- attendees tell friends and family -- I made this at the Library.

Try something new at the library without program costs.

Community members can share expertise.

Kimberly Iraci, Director
Williamson Public Library
6380 Route 21, Suite 1
Williamson, NY 14589
kiraci@pls-net.org