



2557 STATE ROUTE 21
CANANDAIGUA, NY 14424

(585) 394-8260
FAX: (585) 394-1935

WWW.OWWL.ORG

June 17, 2025

To: OWWL Library System Member Library Directors
From: Kelly Nemitz and Ron Kirsop
Subject: ***2024-25 Budget Planning Kit***

Attached is the OWWL Library System's annual compilation of statistics from the 2024 State Annual Reports and self-reported information from member libraries. This resource is meant to assist in planning and decision-making for your library by offering a comparison to other libraries across the System.

Most charts are compiled by county with System-wide totals at the bottom of the page. Population figures are based on your chartered service area, as written in your charter which are obtained from the 2020 Census.

Per capita amounts calculated on the Local Tax Support reports are to be used as a guideline and should not be used for funding purposes.

Financial information in this report represents Operating Fund figures, and may not reflect all assets or expenses of a library. Libraries are not required to report to the State on endowment or other assets or funds originating with non-tax dollars, unless these dollars pass through the operating fund.

All 2024 figures come from the State Annual Reports. The first 8 pages and pages 36-43 use 2025 figures, rather than 2024.

As always, if you have any questions, please don't hesitate to reach out to either Ron or I.

OWWL LIBRARY SYSTEM
2024 - 2025 BUDGET PLANNING KIT
(Includes the following information from the 2024 Annual Reports
for Livingston, Ontario, Wayne and Wyoming Counties)

MAPS – Chartered Service Areas: <https://bit.ly/3cfLqDe>

CURRENT YEAR - LOCAL TAX SUPPORT

Library Budget Referendum Votes 2025	p. 1
Local Tax Support System-wide 2024- 2025 , by rank	p. 2
Local Tax Support System-wide 2025 , by Per Capita	p. 3-4
Local Tax Support & Per Capita 2025 , by County	p. 5-8

HISTORICAL DATA 2024

Financial

Income 2024, by County	p. 9-12
Expenses 2024, by County	p. 13-16
Percentage Analysis of Operating Expenses 2024, by County.....	p. 17
Expenses 2024 System-wide, by rank	p. 18

Holdings and Circulation

Total Holdings 2024, by County	p. 19-20
Children’s Holdings and Circulation 2023/2024, by County	p. 21-22
Circulation Statistics Detail 2024, by County	p. 23-24
Total Circulation Breakout 2020-2024, Graph	p. 25
Circulation Statistics 2023/2024 by County.....	p. 26
Overdrive Circulation 2020-2024 System-wide	p. 27
Overdrive Circulation Breakout, 2024, by Library	p. 28
Interlibrary Loan Statistics 2023/2024, by County	p. 29-30
Resource Sharing among Libraries (Transit details) 2023/2024	p. 31
Interlibrary Loan Growth 2004-2024, Graph	p. 32

Collection Development

Library Material Expenditures 2022 – 2024, by rank.....	p. 33
---	-------

Personnel

Size Comparison with Staffing Information 2024, by County	p. 34-35
Library Director Salaries & Hours 2025 , by County	p. 36-37
Staff Salaries 2025 , by County	p. 38-39
Benefits Summary 2025 , by County.....	p. 40-43

OWWL Cooperative Costs & System Funded Resources to Member Libraries **2025**:
<https://owwl.org/system/coopcsts>

Library Budget Referendum Votes 2025

School Dist Libraries (13)	Local Fiscal Year			
		2025 increase		total
Attica/Stevens	July-June	\$4,429	2.2%	\$209,368
Bell	calendar*	\$4,087	3.0%	\$142,130
Bloomfield	July-June	\$6,359	2.0%	\$326,577
Clyde	calendar*	\$8,755	3.0%	\$302,405
Dansville	July-June	\$15,261	2.6%	\$609,000
Geneva	July-June	\$31,238	3.0%	\$1,072,473
Lyons	July-June	\$12,201	3.0%	\$418,908
Naples	July-June	\$33,934	11.6%	\$325,753
Newark	July-June	\$6,287	1.0%	\$634,969
Perry	calendar*	\$48,340	19.2%	\$300,000
Red Jacket	July-June	\$9,616	3.3%	\$302,078
Sodus	July-June	\$6,640	2.3%	\$298,500
Wadsworth	July-June	\$15,683	3.5%	\$463,775
TOTAL		\$202,830		\$5,405,936

Municipal Libraries (5)	Local Fiscal Year			
		2025 increase		total
Macedon	calendar*	no vote held	0.0%	\$20,000
Ontario	calendar*	no vote held	0.0%	\$10,000
Gainesville	calendar*	\$1,327	2.0%	\$67,688
Warsaw	calendar*	\$1,250	2.7%	\$47,821
Williamson	calendar*	no vote held	0.0%	\$438,096
TOTAL		\$2,577		\$583,605

Municipal Libraries Without Public Referendum (3)				
	Local Fiscal Year			
Lima	calendar*			
Livonia	calendar*			
Marion	calendar*			

Association Libraries (18)	Local Fiscal Year			
		2025 increase		total
Arcade	calendar*	\$4,500	4.0%	\$118,000
Avon	calendar*	no vote held	0.0%	\$170,000
Bliss/Eagle	calendar*	\$708	2.0%	\$36,100
Bristol	calendar*	no vote held	0.0%	\$1,000
Caledonia	calendar*	no vote held	0.0%	\$15,000
Castile	calendar*	\$6,497	8.0%	\$87,712
Clifton Springs	calendar*	\$3,000	3.2%	\$97,000
Gorham	calendar*	\$4,200	3.3%	\$132,700
Honeoye	calendar*	no vote held	0.0%	\$180,000
Mt Morris	calendar*	\$8,000	5.4%	\$157,500
Phelps	calendar*	\$3,000	3.2%	\$97,000
Pike	calendar*	\$3,822	8.0%	\$51,596
Red Creek	calendar*	no vote held	0.0%	\$76,000
Rose	calendar*	\$20,000	19.8%	\$121,100
Victor	calendar*	no vote held	0.0%	\$913,400
Wolcott	calendar*	\$3,000	2.2%	\$140,000
Wood	calendar*	\$20,000	2.0%	\$1,027,564
Wyoming	calendar*	\$2,000	4.4%	\$47,495
TOTAL		\$78,727		\$3,469,167

Association Libraries Without Public Referendum (1)	
	Local Fiscal Year
Allens Hill	calendar*

Spec Dist Pub Lib (1)	Local Fiscal Year			
		2025 increase		total
Palmyra	calendar*	\$30,100	9.4%	\$351,100
TOTAL		\$30,100		\$351,100

414 Pub Lib (1)	Local Fiscal Year			
		2025 increase		total
Walworth	calendar*	\$6,400	2.0%	\$326,400
TOTAL		\$6,400		\$326,400

* calendar (January - December)

29 votes held; 29 Passed

9 "no vote held"

4 libraries not using public referendum process

2024 - 2025 Local Support Comparisons - Systemwide
(sorted by 2025 Local Support)

	CTS Population	2025 Local Support	2024 Local Support
GENEVA	17,208	\$1,072,473	\$1,041,235
WOOD	26,977	\$1,027,564	\$1,007,564
VICTOR**	26,813	\$913,400	\$913,400
NEWARK	14,533	\$634,969	\$629,949
ONTARIO	10,446	\$631,000	\$618,000
DANSVILLE	9,780	\$609,000	\$593,739
LIVONIA	7,497	\$511,815	\$480,370
WADSWORTH	11,196	\$463,775	\$439,306
WILLIAMSON	6,860	\$438,096	\$438,096
LYONS	6,806	\$418,908	\$406,707
MACEDON	9,270	\$385,694	\$369,528
PALMYRA	6,446	\$351,100	\$321,000
BLOOMFIELD	6,708	\$326,577	\$187,980
WALWORTH	9,253	\$326,400	\$320,000
NAPLES	5,176	\$325,753	\$252,409
CLYDE	5,521	\$302,405	\$293,650
RED JACKET	5,961	\$302,078	\$292,462
PERRY	7,275	\$300,000	\$251,660
SODUS	7,209	\$298,500	\$291,860
AVON	6,939	\$294,000	\$290,100
WARSAW	5,316	\$270,147	\$262,421
STEVENS	11,634	\$213,810	\$208,857
MARION	4,566	\$195,076	\$183,528
PHELPS	6,637	\$192,000	\$187,000
HONEOYE	3,360	\$180,000	\$122,466
LIMA	4,154	\$169,725	\$160,586
MT. MORRIS	2,898	\$157,850	\$150,350
ARCADE**	4,187	\$155,042	\$150,542
ROSE	2,291	\$142,200	\$122,200
BELL	4,571	\$142,130	\$138,073
WOLCOTT	1,556	\$140,000	\$135,000
GORHAM	9,717	\$132,700	\$128,457
CLIFTON	2,209	\$114,200	\$111,200
CALEDONIA	4,154	\$95,000	\$110,000
CORDELIA	2,711	\$87,712	\$81,215
RED CREEK	495	\$76,000	\$76,000
BRISTOL	2,284	\$71,939	\$68,065
GAINESVILLE	2,009	\$67,688	\$66,361
WYOMING	1,601	\$56,495	\$56,495
PIKE	975	\$51,596	\$47,774
EAGLE	1,105	\$44,100	\$43,392
ALLENS HILL	327	\$30,500	\$25,200
	286,631	\$12,719,417	\$12,074,197

Funding of \$913,400 was not received until Jan 2025

Funding of \$124,300 was not received until Jan 2025

**Local Tax Support funding was not received until Jan 2025

2025 Systemwide Local Tax Support, sorted by total per capita
(Town, Village, City, School District & Spec Legislative District Funding)
(all county grant funding excluded)

Support from a SINGLE source that is the library's chartered-to serve area is the only TRUE per capita. Single-source libraries are found in this chart ranked by per capita.

Library and Chartered to Serve Area		2020 Population	Support	Per Cap
Livonia Public Library(PL)	Town of Livonia	7,497	\$511,815	\$68.27
Dansville Public Lib (SDPL)	Dansville Sch Dist (P)	9,780	\$609,000	\$62.27
Geneva Public Library (SDPL)	Geneva Sch Dist (P)	17,208	\$1,072,473	\$62.32
Lyons Public Library (SDPL)	Lyons Sch Dist (P)	6,806	\$418,908	\$61.55
Clyde-Savannah Pub Lib (SDPL)	Clyde-Savannah Sch Dist (P)	5,521	\$302,405	\$54.77
Palmyra Community Lib (Spec)	Special Legislative District (P)	6,446	\$351,100	\$54.47
Naples Library (SDPL)	Naples Sch Dist (P)	5,176	\$325,753	\$62.94
Newark Public Library (SDPL)	Newark School District (P)	14,533	\$634,969	\$43.69
Red Jacket Comm Lib (SDPL)	Manchester/Shortsville SD (P)	5,961	\$302,078	\$50.68
Wadsworth Library (SDPL)	Geneseo School District (P)	11,196	\$463,775	\$41.42
Sodus Community Lib (SDPL)	Sodus School District (P)	7,209	\$298,500	\$41.41
Lima Public Library (PL)	Town of Lima	4,154	\$169,725	\$40.86
Marion Public Library (PL)	Town of Marion	4,566	\$195,076	\$42.72
Perry Public Library (SDPL)	Perry Sch Dist (P)	7,275	\$300,000	\$41.24
Walworth-Seely Public Library (PL)	Town of Walworth (P) - 414	9,253	\$326,400	\$35.28
Victor Farmington Library (AL)	Victor School District (P)	26,813	\$913,400	\$34.07
Wood Library Assoc (AL)	Canandaigua Sch Dist (P)	26,977	\$1,027,564	\$38.09
Bell Memorial Library (SDPL)	Keshequa Sch Dist (P)	4,571	\$142,130	\$31.09
Bloomfield Public Library (SDPL)	Bloomfield Sch Dist (P)	6,708	\$326,577	\$48.68
Gorham Free Library (AL)	Marcus Whitman Sch Dist (P)	9,717	\$132,700	\$13.66

2025 Systemwide Local Tax Support, sorted by total per capita
(Town, Village, City, School District & Spec Legislative District Funding)
(all county grant funding excluded)

Per capita for this report is to be used as a guideline and should not be used for funding purposes.

Library and Chartered to Serve Area		2020 Population	Support	Per Cap	Total
Williamson Pub Lib (PL)	Town of Williamson	6,860			
	Williamson SD (P)	6,749	\$438,096	\$64.91	\$438,096
Ontario Public Library (PL)	Town of Ontario	10,446	\$621,000	\$59.45	
	Wayne Sch Dist (P)	14,891	\$10,000		\$631,000
Warsaw Public Library (PL)	Town of Warsaw	5,316	\$222,326	\$41.82	
	Warsaw Sch Dist (P)	5,878	\$47,821		\$270,147
Macedon Public Library (PL)	Town of Macedon	9,270	\$344,717	\$37.19	
	Town of Farmington	14,170	\$20,977		
	Gananda Sch Dist (P)	5,746	\$5,000		
	Palmyra-Macedon SD (P)	11,469	\$15,000		\$385,694
Wyoming Free Circ Lib (AL)	Wyoming Sch Dist (P)	1,601	\$47,495	\$29.67	
	Town of Middlebury	1,339	\$6,000		
	Town of Covington	1,253	\$500		
	Village of Wyoming	388	\$2,500		\$56,495
Honeoye Public Library (AL)	Town of Richmond	3,360			
	Honeoye School District (P)	5,776	\$180,000	\$31.16	\$180,000

(P) Public Vote

2025 Systemwide Local Tax Support, sorted by total per capita
(Town, Village, City, School District & Spec Legislative District Funding)

(all county grant funding excluded)

Per capita for this report is to be used as a guideline and should not be used for funding purposes.

Library and Chartered to Serve Area	Funding Sources	2020	Support	Per Cap	Total
		Population			
Bristol Library (AL)	Town of Bristol	2,284	\$65,939	\$28.87	
	Town of South Bristol	1,645	\$5,000		
	Bloomfield Sch Dist (P)	6,749	\$1,000		\$71,939
Mount Morris Library (AL)	Village of Mt. Morris	2,898			
	Town of Leicester	2,082	\$350		
	Mt. Morris Sch Dist (P)	5,940	\$157,500	\$26.52	\$157,850
Avon Free Library (AL)	Town of Avon	6,939	\$57,000		
	Town of Avon - Roof Replacement (1-time payment)		\$15,000		
	Village of Avon	3,399	\$52,000		
	Avon Sch Dist (P)	6,889	\$170,000	\$24.68	\$294,000
Caledonia Library (AL)	Town of Caledonia	4,154	\$80,000	\$19.26	
	Caledonia-Mumford SD (P)	5,129	\$15,000		\$95,000
Stevens Memorial Library (SDPL)	Attica School District (P)	11,634	\$209,368	\$18.00	
	Town of Darien	3,010	\$3,792		
	Village of Alexander	518	\$650		\$213,810
Wolcott Public Lib (AL)	Village of Wolcott	1,556			
	N. Rose-Wolcott Sch Dist (P)	8,631	\$140,000	\$16.22	\$140,000
Cordelia A. Greene Lib (AL)	Town of Castile	2,711	\$0		
	Letchworth Sch Dist (P)	5,532	\$87,712	\$15.86	\$87,712
T. Of Gainesville Pub Lib (PL)	Town of Gainesville	2,009	\$0		
	Letchworth Sch Dist (P)	5,532	\$67,688	\$12.24	\$67,688
Red Creek Free Library (AL)	Village of Red Creek	495	\$0		
	Red Creek Sch Dist (P)	5,595	\$76,000	\$13.58	\$76,000
Rose Free Library (AL)	Town of Rose	2,291	\$21,100		
	N. Rose-Wolcott Sch Dist (P)	8,631	\$121,100	\$14.03	\$142,200
Clifton Springs Library (AL)	Village of Clifton Springs	2,209	\$2,000		
	Town of Manchester	9,258	\$8,200		
	Town of Phelps	7,017	\$7,000		
	Phelps-Clifton Sch Dist (P)	10,739	\$97,000	\$9.03	\$114,200
Phelps Comm Mem Lib (AL)	Town of Phelps	6,637	\$37,000		
	Village of Phelps	1,969	\$58,000		
	Phelps-Clifton Sch Dist (P)	10,739	\$97,000	\$9.03	\$192,000
Pike Library (AL)	Town of Pike	975	\$0		
	Letchworth Sch Dist (P)	5,532	\$51,596	\$9.33	\$51,596
Arcade Free Library (AL)	Town of Arcade	4,187	\$17,242		
	Village of Arcade	2,069	\$9,000		
	Yorkshire-Pioneer SD (P)	16,045	\$118,000	\$7.35	
	Yorkshire-Pioneer SD	16,045	\$10,800		\$155,042
Eagle Free Library (AL)	Town of Eagle	1,105	\$8,000		
	Letchworth Sch Dist (P)	5,532	\$36,100	\$6.53	\$44,100
Allens Hill Free Library (AL)	Other (specified census blocks)	327			
	Town of Richmond	3,452	\$25,000	\$7.24	
	Town of W. Bloomfield	2,549	\$5,500		\$30,500

(P) Public Vote

2025 Local Tax Support and per capita, by County

Per capita for this report is to be used as a guideline and should not be used for funding purposes.

LIVINGSTON COUNTY
(also includes County Support)

Library and Chartered to Serve Area		2020			
	Funding Sources	Population	Support	Per Cap	Total
Avon Free Library (AL)	Town of Avon	6,939	\$57,000		
	<i>Town of Avon -Roof Replacement (1-time payment)</i>		\$15,000		
	Village of Avon	3,399	\$52,000		
	Avon Sch Dist (P)	6,889	\$170,000	\$24.68	
	** Livingston County Pass Thru Grant		\$12,041		\$306,041
Bell Memorial Library (SDPL)	Keshequa Sch Dist (P)	4,571	\$142,130	\$31.09	
	** Livingston County PLS Grant		\$10,659		\$152,789
Caledonia Library (AL)	Town of Caledonia	4,154	\$80,000	\$19.26	
	Caledonia-Mumford SD (P)	5,129	\$15,000		
	** Livingston County Pass Thru Grant		\$10,673		\$105,673
Dansville Public Lib (SDPL)	Dansville Sch Dist (P)	9,780	\$609,000	\$62.27	
	** Livingston County Pass Thru Grant		\$13,420		\$622,420
Lima Public Library (PL)	Town of Lima	4,154	\$169,725	\$40.86	
	** Livingston County Pass Thru Grant		\$12,911		\$182,636
Livonia Public Library (PL)	Town of Livonia	7,497	\$511,815	\$68.27	
	** Livingston County Pass Thru Grant		\$12,752		\$524,567
Mount Morris Library (AL)	Village of Mt. Morris	2,898			
	Mt. Morris Sch Dist (P)	5,940	\$157,500	\$26.52	
	Town of Leicester	2,082	\$350		
	** Livingston County Pass Thru Grant		\$11,051		\$168,901
Wadsworth Library (SDPL)	Geneseo School District (P)	11,196	\$463,775	\$41.42	
	** Livingston County Pass Thru Grant		\$16,493		\$480,268
(P) Public Vote					\$2,543,295

**2024 Livingston County OWWL Grant amounts

2025 Local Tax Support and per capita, by County

<i>Per capita for this report is to be used as a guideline and should not be used for funding purposes.</i>

ONTARIO COUNTY

Library and Chartered to Serve Area		2020			
	Funding Sources	Population	Support	Per Cap	Total
Allens Hill Free Library (AL)	Other (specified census blocks)	327			
	Town of Richmond	3,452	\$25,000	\$7.24	
	Town of W. Bloomfield	2,549	\$5,500		\$30,500
Bloomfield Public Library (SDPL)	Bloomfield School District	6,708	\$326,577	\$48.68	\$326,577
Bristol Library (AL)	Town of Bristol	2,284	\$65,939	\$28.87	
	Town of South Bristol	1,645	\$5,000		
	Bloomfield Sch Dist (P)	6,749	\$1,000		\$71,939
Clifton Springs Library (AL)	Village of Clifton Springs	2,209	\$2,000		
	Town of Manchester	9,258	\$8,200		
	Town of Phelps	7,017	\$7,000		
	Phelps-Clifton Sch Dist (P)	10,739	\$97,000	\$9.03	\$114,200
Geneva Public Library (SDPL)	Geneva Sch Dist (P)	17,208	\$1,072,473	\$62.32	\$1,072,473
Gorham Free Library (AL)	Marcus Whitman SD (P)	9,717	\$132,700	\$13.66	\$132,700
Honeoye Public Library (AL)	Town of Richmond	3,360			
	Honeoye School District (P)	5,776	\$180,000	\$31.16	\$180,000
Naples Library (SDPL)	Naples Sch Dist (P)	5,176	\$325,753	\$62.94	\$325,753
Phelps Comm Mem Lib (AL)	Town of Phelps	6,637	\$37,000		
	Village of Phelps	1,969	\$58,000		
	Phelps-Clifton Sch Dist (P)	10,739	\$97,000	\$9.03	\$192,000
Red Jacket Comm Lib (SDPL)	Manchester/Shortsville SD (P)	5,961	\$302,078	\$50.68	\$302,078
Victor Farmington Library (AL)	Victor Sch Dist (P)	26,813	\$913,400	\$34.07	\$913,400
Wood Library Assoc (AL)	Canandaigua Sch Dist (P)	26,977	\$1,027,564	\$38.09	\$1,027,564
(P) Public Vote					<u>\$4,689,184</u>

2025 Local Tax Support and per capita, by County

Per capita for this report is to be used as a guideline and should not be used for funding purposes.

WAYNE COUNTY

Library and Chartered to Serve Area

Funding Sources		2020 Population	Support	Per Cap	Total
Clyde-Savannah Pub Lib (SDPL)	Clyde-Savannah Sch Dist (P)	5,521	\$302,405	\$54.77	\$302,405
Lyons Public Library (SDPL)	Lyons Sch Dist (P)	6,806	\$418,908	\$61.55	\$418,908
Macedon Public Library (PL)	Town of Macedon	9,270	\$344,717	\$37.19	
	Town of Farmington	14,170	\$20,977		
	Gananda Sch Dist (P)	5,746	\$5,000		
	Palmyra-Macedon SD (P)	11,469	\$15,000		\$385,694
Marion Public Library (PL)	Town of Marion	4,566	\$195,076	\$42.72	\$195,076
Newark Public Library (SDPL)	Newark School District (P)	14,533	\$634,969	\$43.69	\$634,969
Ontario Public Library (PL)	Town of Ontario	10,446	\$621,000	\$59.45	
	Wayne Sch Dist (P)	14,891	\$10,000		\$631,000
Palmyra Community Lib (Spec)	Special Legislative District (P)	6,446	\$351,100	\$54.47	\$351,100
Red Creek Free Library (AL)	Village of Red Creek	495	\$0		
	Red Creek Sch Dist (P)	5,595	\$76,000	\$13.58	\$76,000
Rose Free Library (AL)	Town of Rose	2,291	\$21,100		
	N. Rose-Wolcott Sch Dist (P)	8,631	\$121,100	\$14.03	\$142,200
Sodus Community Lib (SDPL)	Sodus School District (P)	7,209	\$298,500	\$41.41	\$298,500
Walworth-Seely Pub Lib (PL)	Town of Walworth (P) - 414	9,253	\$326,400	\$35.28	\$326,400
Williamson Pub Lib (PL)	Town of Williamson	6,860			
	Williamson SD (P)	6,749	\$438,096	\$64.91	\$438,096
Wolcott Public Lib (AL)	Village of Wolcott	1,556			
	N. Rose-Wolcott Sch Dist (P)	8,631	\$140,000	\$16.22	\$140,000
(P) Public Vote					<u>\$4,340,348</u>

2025 Local Tax Support and per capita, by County

<i>Per capita for this report is to be used as a guideline and should not be used for funding purposes.</i>

WYOMING COUNTY

Library and Chartered to Serve Area	Funding Sources	2020 Population	Support	Per Cap	Total
Arcade Free Library (AL)	Town of Arcade	4,187	\$17,242		
	Village of Arcade	2,069	\$9,000		
	Yorkshire-Pioneer SD (P)	16,045	\$118,000	\$7.35	
	Yorkshire-Pioneer SD	16,045	\$10,800		\$155,042
Cordelia A. Greene Lib (AL)	Town of Castile	2,711			
	Letchworth Sch Dist (P)	5,532	\$87,712	\$15.86	\$87,712
Eagle Free Library (AL)	Town of Eagle	1,105	\$8,000		
	Letchworth Sch Dist (P)	5,532	\$36,100	\$6.53	\$44,100
Perry Public Library (SDPL)	Perry Sch Dist (P)	7,275	\$300,000	\$41.24	\$300,000
Pike Library (AL)	Town of Pike	975			
	Letchworth Sch Dist (P)	5,532	\$51,596	\$9.33	\$51,596
Stevens Memorial Lib (SDPL)	Attica Sch Dist (P)	11,634	\$209,368	\$18.00	
	Town of Darien	3,010	\$3,792		
	Village of Alexander	518	\$650		\$213,810
T. Of Gainesville Pub Lib (PL)	Town of Gainesville	2,009			
	Letchworth Sch Dist (P)	5,532	\$67,688	\$12.24	\$67,688
Warsaw Public Library (PL)	Town of Warsaw	5,316	\$222,326	\$41.82	
	Warsaw Sch Dist (P)	5,878	\$47,821		\$270,147
Wyoming Free Circ Lib (AL)	Wyoming Sch Dist (P)	1,601	\$47,495	\$29.67	
	Town of Middlebury	1,339	\$6,000		
	Town of Covington	1,253	\$500		
	Village of Wyoming	388	\$2,500		\$56,495
(P) Public Vote					<u><u>\$1,246,590</u></u>

REPORT ON INCOME 2024
LIVINGSTON COUNTY LIBRARIES

LIBRARY	TYPE/ CHARTERED TO SERVE AREA	2020 CHARTERED TO SERVE POPULATION	LOCAL TAX SUPPORT			County				TOTAL OPERATING FUND RECEIPTS	BUDGET LOANS & TRANSFERS	TOTAL
			TOTAL			LLSA & STATE AID	Passthru & Sys Grants	Federal Aid	OTHER INCOME	TOTAL		
AVON	Assoc-Town of Avon	6,939	Town	\$60,000	\$290,100	\$2,347	\$13,545	\$28,798	\$50,986	\$385,776	\$0	\$385,776
			Village	\$60,100								
			School	\$170,000								
CALEDONIA	Assoc-T. of Caledonia	4,154	Town	\$80,000	\$110,000	\$1,637	\$10,673	\$0	\$18,102	\$140,412	\$0	\$140,412
			School	\$30,000								
DANSVILLE	Pub-Dansville SD	9,780	School	\$593,739	\$593,739	\$3,525	\$13,420	\$0	\$50,321	\$661,005	\$0	\$661,005
WADSWORTH	Pub-Geneseo SD	11,196	School	\$439,306	\$439,306	\$3,325	\$16,186	\$0	\$56,638	\$515,455	\$0	\$515,455
LIMA	Pub-Town of Lima	4,154	Town	\$160,586	\$160,586	\$2,192	\$14,199	\$0	\$12,804	\$189,781	\$0	\$189,781
LIVONIA	Pub-Town of Livonia	7,497	Town	\$480,370	\$480,370	\$2,305	\$15,674	\$0	\$13,665	\$512,014	\$0	\$512,014
MOUNT MORRIS	Assoc-V. of Mt. Morris	2,898	School	\$150,000	\$150,350	\$1,637	\$12,451	\$0	\$39,338	\$203,776	\$0	\$203,776
			Town	\$350								
BELL	Pub-Dalton/Nunda SD	4,571	School	\$138,073	\$138,073	\$1,703	\$11,319	\$0	\$28,090	\$179,185	\$0	\$179,185
TOTALS	Chartered to Serve Pop	51,189			\$2,362,524	\$18,671	\$107,467	\$28,798	\$269,944	\$2,787,404	\$0	\$2,787,404

Percent of Total Local Tax Support 2024		
Town	\$781,306	33.07%
Village	\$60,100	2.54%
School	\$1,521,118	64.39%

HISTORICAL DATA

REPORT ON INCOME 2024
ONTARIO COUNTY LIBRARIES

LIBRARY	TYPE/ CHARTERED TO SERVE AREA	2020 CHARTERED TO SERVE POPULATION	LOCAL TAX SUPPORT			County				TOTAL OPERATING FUND RECEIPTS TOTAL	BUDGET LOANS & TRANSFERS	TOTAL INCOME TOTAL
			TOTAL			*LLSA & STATE AID	Passthru & Sys Grants	Federal Aid	OTHER INCOME			
ALLENS HILL	Assoc-Other Specified census blocks	327	Town	\$25,200	\$25,200	\$1,488	\$0	\$0	\$3,345	\$30,033	\$0	\$30,033
BLOOMFIELD	Pub-Bloomfield Sch Dist	6,708	School	\$187,980	\$187,980	\$1,992	\$1,100	\$0	\$10,439	\$201,511	\$12,625	\$214,136
BRISTOL	Assoc-T. of Bristol	2,284	Town	\$67,065	\$68,065	\$1,637	\$460	\$0	\$11,437	\$81,599	\$0	\$81,599
			School	\$1,000								
CLIFTON SPRINGS	Assoc-Village of Clifton Springs	2,209	Town	\$15,200	\$111,200	\$83,247	\$500	\$0	\$103,862	\$298,809	\$170,000	\$468,809
			Village	\$2,000								
			School	\$94,000								
GENEVA	Pub-Geneva Sch Dist	17,208	School	\$1,041,235	\$1,041,235	\$26,460	\$819	\$0	\$66,388	\$1,134,902	\$0	\$1,134,902
GORHAM	Assoc-Marcus Whitman Central SD	9,717	School	\$128,457	\$128,457	\$5,227	\$0	\$0	\$9,943	\$143,627	\$15,000	\$158,627
HONEOYE	Assoc-Town of Richmond	3,360	Town	\$122,466	\$122,466	\$1,637	\$614	\$0	\$14,231	\$138,948	\$0	\$138,948
NAPLES	Pub-Naples Sch Dist	5,176	School	\$252,409	\$252,409	\$1,537	\$1,327	\$0	\$19,211	\$274,484	\$0	\$274,484
PHELPS	Assoc-T. of Phelps	6,637	Town	\$35,000	\$187,000	\$2,283	\$500	\$0	\$8,918	\$198,701	\$32,000	\$230,701
			Village	\$58,000								
			School	\$94,000								
RED JACKET	Pub-Manchester/ Shortsville Sch Dist	5,961	School	\$292,462	\$292,462	\$1,859	\$500	\$0	\$13,431	\$308,252	\$0	\$308,252
VICTOR	Assoc-Victor SD	26,813	**School	\$0	\$0	\$138,664	\$0	\$0	\$166,767	\$305,431	\$0	\$305,431
WOOD	Assoc-Canandaigua Sch Dist	26,977	School	\$1,007,564	\$1,007,564	\$9,125	\$100	\$0	\$299,527	\$1,316,316	\$0	\$1,316,316
TOTALS	Chartered to Serve Pop	113,377		\$3,424,038		\$275,156	\$5,920	\$0	\$727,499	\$4,432,613	\$229,625	\$4,662,238

**Local Tax Support funding was not received until Jan 2025

*Includes \$19,500 Central Library Aid (Geneva)

Percent of Total Local Tax Support 2024		
Town	\$264,931	7.74%
Village	\$60,000	1.75%
School	\$3,099,107	90.51%

HISTORICAL DATA

REPORT ON INCOME 2024 WAYNE COUNTY LIBRARIES

LIBRARY	TYPE/ CHARTERED TO SERVE AREA	2020 CHARTERED TO SERVE POPULATION	LOCAL TAX SUPPORT			County				TOTAL OPERATING FUND RECEIPTS	BUDGET LOANS & TRANSFERS	TOTAL INCOME
			TOTAL			LLSA & STATE AID	Passthru & Sys Grants	Federal Aid	OTHER INCOME			
CLYDE	Pub-Clyde-Sav SD	5,521	School	\$293,650	\$293,650	\$6,193	\$0	\$0	\$31,194	\$331,037	\$0	\$331,037
LYONS	Pub-Lyons SD	6,806	School	\$406,707	\$406,707	\$2,191	\$600	\$0	\$29,284	\$438,782	\$0	\$438,782
MACEDON	Pub-T. of Macedon	9,270	Town	\$349,431	\$369,528	\$10,210	\$500	\$0	\$42,679	\$422,917	\$0	\$422,917
			School	\$20,097								
MARION	Pub-T. of Marion	4,566	Town	\$183,528	\$183,528	\$3,258	\$500	\$0	\$12,904	\$200,190	\$0	\$200,190
NEWARK	Pub-Newark SD	14,533	School	\$628,682	\$629,949	\$6,917	\$625	\$0	\$79,313	\$716,804	\$76,011	\$792,815
			Village	\$1,267								
ONTARIO	Pub-T. of Ontario	10,446	Town	\$608,000	\$618,000	\$5,234	\$0	\$0	\$17,080	\$640,314	\$0	\$640,314
			School	\$10,000								
PALMYRA	Pub-Special District	6,446	Special	\$321,000	\$321,000	\$2,180	\$500	\$0	\$59,589	\$383,269	\$2,385	\$385,654
RED CREEK	Assoc-V. of Red Creek	495	School	\$76,000	\$76,000	\$4,988	\$500	\$0	\$13,495	\$94,983	\$0	\$94,983
ROSE	Assoc-T. of Rose	2,291	Town	\$21,100	\$122,200	\$2,837	\$500	\$0	\$20,581	\$146,118	\$0	\$146,118
			School	\$101,100								
SODUS	Pub-Sodus SD	7,209	School	\$291,860	\$291,860	\$3,887	\$500	\$0	\$15,455	\$311,702	\$0	\$311,702
WALWORTH	Pub-414 -T. of Walworth	9,253	Town	\$320,000	\$320,000	\$5,432	\$719	\$0	\$10,821	\$336,972	\$0	\$336,972
WILLIAMSON	Pub-T. of Williamson	6,860	School	\$438,096	\$438,096	\$8,543	\$541	\$0	\$27,279	\$474,459	\$0	\$474,459
WOLCOTT	Assoc-V. of Wolcott	1,556	School	\$135,000	\$135,000	\$3,068	\$0	\$0	\$19,801	\$157,869	\$0	\$157,869
TOTALS	Chartered to Serve Pop	85,252		\$4,205,518		\$64,938	\$5,485	\$0	\$379,475	\$4,655,416	\$78,396	\$4,733,812

Percent of Total Local Tax Support 2024		
Town	\$1,482,059	35.24%
Village	\$1,267	0.03%
Special District	\$321,000	7.63%
School	\$2,401,192	57.10%

HISTORICAL DATA

REPORT ON INCOME 2024
WYOMING COUNTY LIBRARIES

LIBRARY	TYPE/ CHARTERED TO SERVE AREA	2020 CHARTERED TO SERVE POPULATION	LOCAL TAX SUPPORT			County				TOTAL OPERATING FUND RECEIPTS TOTAL	BUDGET LOANS & TRANSFERS	TOTAL INCOME TOTAL
					TOTAL	LLSA & STATE AID	Passthru & Sys Grants	Federal Aid	OTHER INCOME			
ARCADE	Assoc-T. of Arcade	4,187	Town	\$17,242	\$26,242	\$1,861	\$144	\$0	\$36,567	\$64,814	\$114,000	\$178,814
			Village	\$9,000								
			**School	\$0								
STEVENS	Pub-Attica SD	11,634	School	\$205,207	\$208,857	\$3,455	\$0	\$0	\$13,960	\$226,272	\$427,986	\$654,258
EAGLE	Assoc-T. of Eagle	1,105	Town	\$3,000								
			Village	\$650								
			Town	\$8,000	\$43,392	\$1,488	\$0	\$0	\$5,416	\$50,296	\$0	\$50,296
			School	\$35,392								
C.A. GREENE	Assoc-T. of Castile	2,711	School	\$81,215	\$81,215	\$25,243	\$579	\$0	\$28,782	\$135,819	\$0	\$135,819
PERRY	Pub-Perry SD	7,275	School	\$251,660	\$251,660	\$2,461	\$598	\$0	\$19,992	\$274,711	\$37,400	\$312,111
PIKE	Assoc-T. of Pike	975	School	\$47,774	\$47,774	\$1,637	\$0	\$0	\$12,127	\$61,538	\$0	\$61,538
GAINESVILLE	Pub-T. of Gainesville	2,009	School	\$66,361	\$66,361	\$1,488	\$0	\$0	\$4,299	\$72,148	\$0	\$72,148
WARSAW	Pub-T. of Warsaw	5,316	Town	\$215,850	\$262,421	\$5,666	\$500	\$0	\$30,874	\$299,461	\$0	\$299,461
			School	\$46,571								
WYOMING	Assoc-Wyoming Central SD	1,601	Town	\$8,500	\$56,495	\$1,638	\$0	\$0	\$15,323	\$73,456	\$0	\$73,456
			Village	\$2,500								
			School	\$45,495								
TOTALS	Chartered to Serve Pop	36,813			\$1,044,417	\$44,937	\$1,821	\$0	\$167,340	\$1,258,515	\$579,386	\$1,837,901

**Local Tax Support funding was not received until Jan 2025

Percent of Total Local Tax Support 2024		
Town	\$252,592	24.18%
Village	\$12,150	1.16%
School	\$779,675	74.65%

**REPORT ON EXPENSES 2024
LIVINGSTON COUNTY LIBRARIES**

LIBRARY	TYPE/ CHART SERVE	PERSONNEL	LIBRARY MATERIALS	EVERGREEN COST SHARE	OTHER OPERATING	TOTAL OPERATING	CAPITAL, DEBT & TRANSFERS	TOTAL
AVON	Assoc-Town of Avon	\$212,433	\$32,540	\$7,234	\$49,166	\$301,373	\$0	\$301,373
CALEDONIA	Assoc-Town of Caledonia	\$72,017	\$16,611	\$4,614	\$46,560	\$139,802	\$43,000	\$182,802
DANSVILLE	Pub-Dansville Sch Dist	\$296,005	\$33,176	\$7,797	\$156,531	\$493,509	\$155,988	\$649,497
WADSWORTH	Pub-Geneseo Sch Dist	\$307,253	\$67,497	\$6,788	\$116,290	\$497,828	\$0	\$497,828
LIMA	Pub-Town of Lima	\$122,323	\$36,765	\$5,168	\$28,019	\$192,275	\$0	\$192,275
LIVONIA	Pub-Town of Livonia	\$308,888	\$41,443	\$8,349	\$53,141	\$411,821	\$113,687	\$525,508
MOUNT MORRIS	Assoc-Village of Mt. Morris	\$103,322	\$29,666	\$4,823	\$41,857	\$179,668	\$0	\$179,668
BELL	Pub-Dalton/Nunda SD	\$110,149	\$24,304	\$4,830	\$30,420	\$169,703	\$0	\$169,703
TOTAL		\$1,532,390	\$282,002	\$49,603	\$521,984	\$2,385,979	\$312,675	\$2,698,654

**REPORT ON EXPENSES 2024
ONTARIO COUNTY LIBRARIES**

LIBRARY	TYPE/ CHART SERVE	PERSONNEL	LIBRARY MATERIALS	EVERGREEN COST SHARE	OTHER OPERATING	TOTAL OPERATING	CAPITAL, DEBT & TRANSFERS	TOTAL
ALLENS HILL	Assoc-Other (Specified census blocks)	\$14,559	\$1,492	\$3,607	\$8,396	\$28,054	\$5,000	\$33,054
BLOOMFIELD	Pub-Bloomfield Sch Dist	\$153,391	\$30,355	\$4,370	\$32,908	\$221,024	\$51,000	\$272,024
BRISTOL	Assoc-Town of Bristol	\$44,165	\$9,883	\$3,901	\$25,122	\$83,071	\$7,518	\$90,589
CLIFTON SPRINGS	Assoc-Vill of Clifton Springs	\$242,361	\$26,392	\$6,183	\$65,028	\$339,964	\$87,345	\$427,309
GENEVA	Pub-Geneva Sch Dist	\$813,972	\$72,504	\$11,498	\$184,427	\$1,082,401	\$74,407	\$1,156,808
GORHAM	Assoc-Marcus Whitman Central SD	\$94,782	\$13,978	\$5,799	\$25,579	\$140,138	\$0	\$140,138
HONEOYE	Assoc-Town of Richmond	\$94,207	\$21,783	\$5,821	\$31,790	\$153,601	\$0	\$153,601
NAPLES	Pub-Naples Sch Dist	\$175,961	\$30,218	\$4,678	\$64,973	\$275,830	\$0	\$275,830
PHELPS	Assoc-Town of Phelps	\$174,307	\$18,204	\$5,436	\$45,216	\$243,163	\$0	\$243,163
RED JACKET	Pub-Machester/Shortsville Sch Dist	\$165,501	\$15,422	\$3,996	\$48,075	\$232,994	\$44,663	\$277,657
VICTOR	Assoc-Victor Sch Dist	\$571,056	\$102,486	\$18,117	\$135,954	\$827,613	\$22,824	\$850,437
WOOD	Assoc-Canandaigua Sch Dist	\$891,202	\$126,583	\$17,920	\$228,360	\$1,264,065	\$0	\$1,264,065
TOTAL		\$3,435,464	\$469,300	\$91,326	\$895,828	\$4,891,918	\$292,757	\$5,184,675

**REPORT ON EXPENSES 2024
WAYNE COUNTY LIBRARIES**

LIBRARY	TYPE/ CHART SERVE	PERSONNEL	LIBRARY MATERIALS	EVERGREEN COST SHARE	OTHER OPERATING	TOTAL OPERATING	CAPITAL , DEBT & TRANSFERS	TOTAL
CLYDE-SAV	Pub-Clyde-Savannah Sch Dist	\$191,215	\$26,549	\$6,678	\$72,986	\$297,428	\$23,914	\$321,342
LYONS	Pub-Lyons Sch Dist	\$266,956	\$32,431	\$6,177	\$102,901	\$408,465	\$0	\$408,465
MACEDON	Pub-Town of Macedon	\$297,279	\$45,729	\$8,354	\$59,344	\$410,706	\$35,642	\$446,348
MARION	Pub-Town of Marion	\$142,343	\$22,615	\$5,100	\$23,947	\$194,005	\$0	\$194,005
NEWARK	Pub-Newark Sch Dist	\$567,055	\$60,088	\$8,296	\$107,031	\$742,470	\$43,780	\$786,250
ONTARIO	Pub-Town of Ontario	\$463,675	\$44,519	\$8,877	\$87,774	\$604,845	\$0	\$604,845
PALMYRA	Pub-Special District	\$230,396	\$41,740	\$7,149	\$89,624	\$368,909	\$13,604	\$382,513
RED CREEK	Assoc-Village of Red Creek	\$44,234	\$4,470	\$3,988	\$27,367	\$80,059	\$0	\$80,059
ROSE	Assoc-Town of Rose	\$67,912	\$8,476	\$3,903	\$16,980	\$97,271	\$0	\$97,271
SODUS	Pub-Sodus Sch Dist	\$211,309	\$39,086	\$6,976	\$72,796	\$330,167	\$0	\$330,167
WALWORTH	Pub- 414 -Town of Walworth	\$224,676	\$19,521	\$6,481	\$43,515	\$294,193	\$1,411	\$295,604
WILLIAMSON	Pub-Town of Williamson	\$348,911	\$40,098	\$8,317	\$68,719	\$466,045	\$55,314	\$521,359
WOLCOTT	Assoc-Village of Wolcott	\$75,195	\$16,318	\$4,881	\$44,997	\$141,391	\$17,087	\$158,478
TOTAL		\$3,131,156	\$401,640	\$85,177	\$817,981	\$4,435,954	\$190,752	\$4,626,706

**REPORT ON EXPENSES 2024
WYOMING COUNTY LIBRARIES**

LIBRARY	TYPE/ CHART SERVE	PERSONNEL	LIBRARY MATERIALS	EVERGREEN COST SHARE	OTHER OPERATING	TOTAL OPERATING	CAPITAL, DEBT & TRANSFERS	TOTAL
ARCADE	Assoc-Town of Arcade	\$144,898	\$20,385	\$6,800	\$49,869	\$221,952	\$6,850	\$228,802
STEVENS	Pub-Attica Sch Dist	\$156,394	\$19,712	\$5,106	\$76,918	\$258,130	\$94,810	\$352,940
EAGLE	Assoc-Town of Eagle	\$21,997	\$4,716	\$3,806	\$31,512	\$62,031	\$13,400	\$75,431
C. A. GREENE	Assoc-Town of Castile	\$78,361	\$11,416	\$4,837	\$32,311	\$126,925	\$2,550	\$129,475
PERRY	Pub-Perry Sch Dist	\$195,267	\$15,460	\$5,555	\$50,291	\$266,573	\$36,670	\$303,243
PIKE	Assoc-Town of Pike	\$33,439	\$2,182	\$3,698	\$12,563	\$51,882	\$35,299	\$87,181
GAINESVILLE	Pub-Town of Gainesville	\$35,165	\$11,794	\$4,423	\$38,561	\$89,943	\$0	\$89,943
WARSAW	Pub-Town of Warsaw	\$164,702	\$35,600	\$5,862	\$52,918	\$259,082	\$0	\$259,082
WYOMING	Assoc-Wyoming Central SD	\$19,241	\$1,053	\$3,565	\$29,712	\$53,571	\$4,804	\$58,375
TOTAL		\$849,464	\$122,318	\$43,652	\$374,655	\$1,390,089	\$194,383	\$1,584,472

PERCENTAGE ANALYSIS OF OPERATING EXPENSES 2024
BY COUNTY
(Capital, Debt & Transfers Excluded)

	PERSONNEL		LIBRARY MATERIALS		EVERGREEN COST SHARE		OTHER OPERATING		TOTAL OPERATING EXPENSES
LIBRARY	Total	% of Operating	Total	% of Operating	Total	% of Operating	Total	% of Operating	
LIVINGSTON COUNTY LIBRARIES									
AVON	\$212,433	70.5%	\$32,540	10.8%	\$7,234	2.4%	\$49,166	16.3%	\$301,373
CALEDONIA	\$72,017	51.5%	\$16,611	11.9%	\$4,614	3.3%	\$46,560	33.3%	\$139,802
DANSVILLE	\$296,005	60.0%	\$33,176	6.7%	\$7,797	1.6%	\$156,531	31.7%	\$493,509
WADSWORTH	\$307,253	61.7%	\$67,497	13.6%	\$6,788	1.4%	\$116,290	23.4%	\$497,828
LIMA	\$122,323	63.6%	\$36,765	19.1%	\$5,168	2.7%	\$28,019	14.6%	\$192,275
LIVONIA	\$308,888	75.0%	\$41,443	10.1%	\$8,349	2.0%	\$53,141	12.9%	\$411,821
MOUNT MORRIS	\$103,322	57.5%	\$29,666	16.5%	\$4,823	2.7%	\$41,857	23.3%	\$179,668
BELL	\$110,149	64.9%	\$24,304	14.3%	\$4,830	2.8%	\$30,420	17.9%	\$169,703
LIVINGSTON	\$1,532,390	64.2%	\$282,002	11.8%	\$49,603	2.1%	\$521,984	21.9%	\$2,385,979
ONTARIO COUNTY LIBRARIES									
ALLENS HILL	\$14,559	51.9%	\$1,492	5.3%	\$3,607	12.9%	\$8,396	29.9%	\$28,054
BLOOMFIELD	\$153,391	69.4%	\$30,355	13.7%	\$4,370	2.0%	\$32,908	14.9%	\$221,024
BRISTOL	\$44,165	53.2%	\$9,883	11.9%	\$3,901	4.7%	\$25,122	30.2%	\$83,071
CLIFTON	\$242,361	71.3%	\$26,392	7.8%	\$6,183	1.8%	\$65,028	19.1%	\$339,964
GENEVA	\$813,972	75.2%	\$72,504	6.7%	\$11,498	1.1%	\$184,427	17.0%	\$1,082,401
GORHAM	\$94,782	67.6%	\$13,978	10.0%	\$5,799	4.1%	\$25,579	18.3%	\$140,138
HONEOYE	\$94,207	61.3%	\$21,783	14.2%	\$5,821	3.8%	\$31,790	20.7%	\$153,601
NAPLES	\$175,961	63.8%	\$30,218	11.0%	\$4,678	1.7%	\$64,973	23.6%	\$275,830
PHELPS	\$174,307	71.7%	\$18,204	7.5%	\$5,436	2.2%	\$45,216	18.6%	\$243,163
RED JACKET	\$165,501	71.0%	\$15,422	6.6%	\$3,996	1.7%	\$48,075	20.6%	\$232,994
VICTOR	\$571,056	69.0%	\$102,486	12.4%	\$18,117	2.2%	\$135,954	16.4%	\$827,613
WOOD	\$891,202	70.5%	\$126,583	10.0%	\$17,920	1.4%	\$228,360	18.1%	\$1,264,065
ONTARIO	\$3,435,464	70.2%	\$469,300	9.6%	\$91,326	1.9%	\$895,828	18.3%	\$4,891,918
WAYNE COUNTY LIBRARIES									
CLYDE	\$191,215	64.3%	\$26,549	8.9%	\$6,678	2.2%	\$72,986	24.5%	\$297,428
LYONS	\$266,956	65.4%	\$32,431	7.9%	\$6,177	1.5%	\$102,901	25.2%	\$408,465
MACEDON	\$297,279	72.4%	\$45,729	11.1%	\$8,354	2.0%	\$59,344	14.4%	\$410,706
MARION	\$142,343	73.4%	\$22,615	11.7%	\$5,100	2.6%	\$23,947	12.3%	\$194,005
NEWARK	\$567,055	76.4%	\$60,088	8.1%	\$8,296	1.1%	\$107,031	14.4%	\$742,470
ONTARIO	\$463,675	76.7%	\$44,519	7.4%	\$8,877	1.5%	\$87,774	14.5%	\$604,845
PALMYRA	\$230,396	62.5%	\$41,740	11.3%	\$7,149	1.9%	\$89,624	24.3%	\$368,909
RED CREEK	\$44,234	55.3%	\$4,470	5.6%	\$3,988	5.0%	\$27,367	34.2%	\$80,059
ROSE	\$67,912	69.8%	\$8,476	8.7%	\$3,903	4.0%	\$16,980	17.5%	\$97,271
SODUS	\$211,309	64.0%	\$39,086	11.8%	\$6,976	2.1%	\$72,796	22.0%	\$330,167
WALWORTH	\$224,676	76.4%	\$19,521	6.6%	\$6,481	2.2%	\$43,515	14.8%	\$294,193
WILLIAMSON	\$348,911	74.9%	\$40,098	8.6%	\$8,317	1.8%	\$68,719	14.7%	\$466,045
WOLCOTT	\$75,195	53.2%	\$16,318	11.5%	\$4,881	3.5%	\$44,997	31.8%	\$141,391
WAYNE	\$3,131,156	70.6%	\$401,640	9.1%	\$85,177	1.9%	\$817,981	18.4%	\$4,435,954
WYOMING COUNTY LIBRARIES									
ARCADE	\$144,898	65.3%	\$20,385	9.2%	\$6,800	3.1%	\$49,869	22.5%	\$221,952
STEVENS	\$156,394	60.6%	\$19,712	7.6%	\$5,106	2.0%	\$76,918	29.8%	\$258,130
EAGLE	\$21,997	35.5%	\$4,716	7.6%	\$3,806	6.1%	\$31,512	50.8%	\$62,031
CORDELIA GREENE	\$78,361	61.7%	\$11,416	9.0%	\$4,837	3.8%	\$32,311	25.5%	\$126,925
PERRY	\$195,267	73.3%	\$15,460	5.8%	\$5,555	2.1%	\$50,291	18.9%	\$266,573
PIKE	\$33,439	64.5%	\$2,182	4.2%	\$3,698	7.1%	\$12,563	24.2%	\$51,882
GAINESVILLE	\$35,165	39.1%	\$11,794	13.1%	\$4,423	4.9%	\$38,561	42.9%	\$89,943
WARSAW	\$164,702	63.6%	\$35,600	13.7%	\$5,862	2.3%	\$52,918	20.4%	\$259,082
WYOMING	\$19,241	35.9%	\$1,053	2.0%	\$3,565	6.7%	\$29,712	55.5%	\$53,571
WYOMING	\$849,464	61.1%	\$122,318	8.8%	\$43,652	3.1%	\$374,655	27.0%	\$1,390,089
SYSTEM TOTALS	\$8,948,474	68.3%	\$1,275,260	9.7%	\$269,758	2.1%	\$2,610,448	19.9%	\$13,103,940

REPORT ON TOTAL EXPENSES 2024 - SYSTEMWIDE

(sorted by Total Operating)

LIBRARY	TYPE/ CHARTER SERVE	LIBRARY			EVERGREEN		OTHER		TOTAL	CAPITAL, DEBT	
		PERSONNEL	MATERIALS	COST SHARE	OPERATING	OPERATING	OPERATING	OPERATING	OPERATING	& TRANSFERS	TOTAL
WOOD	Assoc-Canandaigua Sch Dist	\$891,202	\$126,583	\$17,920	\$228,360	\$1,264,065		\$0	\$1,264,065		
GENEVA	Pub-Geneva Sch Dist	\$813,972	\$72,504	\$11,498	\$184,427	\$1,082,401		\$74,407	\$1,156,808		
VICTOR	Assoc-Victor Sch Dist	\$571,056	\$102,486	\$18,117	\$135,954	\$827,613		\$22,824	\$850,437		
NEWARK	Pub-Newark Sch Dist	\$567,055	\$60,088	\$8,296	\$107,031	\$742,470		\$43,780	\$786,250		
ONTARIO	Pub-Town of Ontario	\$463,675	\$44,519	\$8,877	\$87,774	\$604,845		\$0	\$604,845		
WADSWORTH	Pub-Geneseo Sch Dist	\$307,253	\$67,497	\$6,788	\$116,290	\$497,828		\$0	\$497,828		
DANSVILLE	Pub-Dansville Sch Dist	\$296,005	\$33,176	\$7,797	\$156,531	\$493,509		\$155,988	\$649,497		
WILLIAMSON	Pub-Town of Williamson	\$348,911	\$40,098	\$8,317	\$68,719	\$466,045		\$55,314	\$521,359		
LIVONIA	Pub-Town of Livonia	\$308,888	\$41,443	\$8,349	\$53,141	\$411,821		\$113,687	\$525,508		
MACEDON	Pub-Town of Macedon	\$297,279	\$45,729	\$8,354	\$59,344	\$410,706		\$35,642	\$446,348		
LYONS	Pub-Lyons Sch Dist	\$266,956	\$32,431	\$6,177	\$102,901	\$408,465		\$0	\$408,465		
PALMYRA	Pub-Special District	\$230,396	\$41,740	\$7,149	\$89,624	\$368,909		\$13,604	\$382,513		
CLIFTON SPRINGS	Assoc-Vill of Clifton Springs	\$242,361	\$26,392	\$6,183	\$65,028	\$339,964		\$87,345	\$427,309		
SODUS	Pub-Sodus Sch Dist	\$211,309	\$39,086	\$6,976	\$72,796	\$330,167		\$0	\$330,167		
AVON	Assoc-Town of Avon	\$212,433	\$32,540	\$7,234	\$49,166	\$301,373		\$0	\$301,373		
CLYDE-SAV	Pub-Clyde-Savannah Sch Dist	\$191,215	\$26,549	\$6,678	\$72,986	\$297,428		\$23,914	\$321,342		
WALWORTH	Pub- 414 -Town of Walworth	\$224,676	\$19,521	\$6,481	\$43,515	\$294,193		\$1,411	\$295,604		
NAPLES	Pub-Naples Sch Dist	\$175,961	\$30,218	\$4,678	\$64,973	\$275,830		\$0	\$275,830		
PERRY	Pub-Perry Sch Dist	\$195,267	\$15,460	\$5,555	\$50,291	\$266,573		\$36,670	\$303,243		
WARSAW	Pub-Town of Warsaw	\$164,702	\$35,600	\$5,862	\$52,918	\$259,082		\$0	\$259,082		
STEVENS	Pub-Attica Sch Dist	\$156,394	\$19,712	\$5,106	\$76,918	\$258,130		\$94,810	\$352,940		
PHELPS	Assoc-Town of Phelps	\$174,307	\$18,204	\$5,436	\$45,216	\$243,163		\$0	\$243,163		
RED JACKET	Pub-Machester/Shortsville Sch Dist	\$165,501	\$15,422	\$3,996	\$48,075	\$232,994		\$44,663	\$277,657		
ARCADE	Assoc-Town of Arcade	\$144,898	\$20,385	\$6,800	\$49,869	\$221,952		\$6,850	\$228,802		
BLOOMFIELD	Pub-Bloomfield Sch Dist	\$153,391	\$30,355	\$4,370	\$32,908	\$221,024		\$51,000	\$272,024		
MARION	Pub-Town of Marion	\$142,343	\$22,615	\$5,100	\$23,947	\$194,005		\$0	\$194,005		
LIMA	Pub-Town of Lima	\$122,323	\$36,765	\$5,168	\$28,019	\$192,275		\$0	\$192,275		
MOUNT MORRIS	Assoc-Village of Mt. Morris	\$103,322	\$29,666	\$4,823	\$41,857	\$179,668		\$0	\$179,668		
BELL	Pub-Dalton/Nunda SD	\$110,149	\$24,304	\$4,830	\$30,420	\$169,703		\$0	\$169,703		
HONEOYE	Assoc-Town of Richmond	\$94,207	\$21,783	\$5,821	\$31,790	\$153,601		\$0	\$153,601		
WOLCOTT	Assoc-Village of Wolcott	\$75,195	\$16,318	\$4,881	\$44,997	\$141,391		\$17,087	\$158,478		
GORHAM	Assoc-Marcus Whitman Central SD	\$94,782	\$13,978	\$5,799	\$25,579	\$140,138		\$0	\$140,138		
CALEDONIA	Assoc-Town of Caledonia	\$72,017	\$16,611	\$4,614	\$46,560	\$139,802		\$43,000	\$182,802		
C. A. GREENE	Assoc-Town of Castile	\$78,361	\$11,416	\$4,837	\$32,311	\$126,925		\$2,550	\$129,475		
ROSE	Assoc-Town of Rose	\$67,912	\$8,476	\$3,903	\$16,980	\$97,271		\$0	\$97,271		
GAINESVILLE	Pub-Town of Gainesville	\$35,165	\$11,794	\$4,423	\$38,561	\$89,943		\$0	\$89,943		
BRISTOL	Assoc-Town of Bristol	\$44,165	\$9,883	\$3,901	\$25,122	\$83,071		\$7,518	\$90,589		
RED CREEK	Assoc-Village of Red Creek	\$44,234	\$4,470	\$3,988	\$27,367	\$80,059		\$0	\$80,059		
EAGLE	Assoc-Town of Eagle	\$21,997	\$4,716	\$3,806	\$31,512	\$62,031		\$13,400	\$75,431		
WYOMING	Assoc-Wyoming Central SD	\$19,241	\$1,053	\$3,565	\$29,712	\$53,571		\$4,804	\$58,375		
PIKE	Assoc-Town of Pike	\$33,439	\$2,182	\$3,698	\$12,563	\$51,882		\$35,299	\$87,181		
ALLENS HILL	Assoc-Other (Specified census blocks)	\$14,559	\$1,492	\$3,607	\$8,396	\$28,054		\$5,000	\$33,054		
		\$8,948,474	\$1,275,260	\$269,758	\$2,610,448	\$13,103,940		\$990,567	\$14,094,507		

**2024 TOTAL HOLDINGS, by COUNTY
LIVINGSTON AND ONTARIO LIBRARIES**

2024	Cataloged Book Holdings							Other Print Holdings			Non-Electronic Materials				Grand Total Holdings
	Adult Fiction	Adult Non-Fiction	Total Adult	Children Fiction	Children Non-Fiction	Total Children	Total Cataloged Books	Uncat-aloged Books	Print Serials	All Other Print	Audio Physical	Video Physical	All Other	Total All Other Materials	
LIVINGSTON															
Avon	7,430	4,387	11,817	6,247	2,419	8,666	20,483	0	41	155	653	3,358	9	4,020	24,699
Caledonia	4,729	4,393	9,122	3,432	1,993	5,425	14,547	92	42	114	394	500	2	896	15,691
Dansville	11,265	8,501	19,766	7,341	3,197	10,538	30,304	437	173	24	1,441	1,450	98	2,989	33,927
Wadsworth	8,707	5,211	13,918	7,597	4,214	11,811	25,729	0	50	1	1,653	3,480	289	5,422	31,202
Lima	5,572	4,728	10,300	4,207	2,939	7,146	17,446	43	156	0	520	1,944	12	2,476	20,121
Livonia	7,265	3,469	10,734	6,613	2,077	8,690	19,424	24	165	24	1,285	2,383	167	3,835	23,472
Mt Morris	5,656	3,665	9,321	4,063	1,453	5,516	14,837	4	173	5	406	1,167	21	1,594	16,613
Bell	5,597	4,179	9,776	3,912	2,004	5,916	15,692	0	155	3	405	922	3	1,330	17,180
TOTAL	56,221	38,533	94,754	43,412	20,296	63,708	158,462	600	955	326	6,757	15,204	601	22,562	182,905
ONTARIO															
Allens Hill	2,332	1,334	3,666	2,948	889	3,837	7,503	0	26	0	341	1,424	52	1,817	9,346
Bloomfield	4,842	2,463	7,305	4,476	889	5,365	12,670	0	61	0	509	2,174	23	2,706	15,437
Bristol	2,463	924	3,387	2,357	1,063	3,420	6,807	0	2	16	716	2,017	1	2,734	9,559
Clifton Spr	6,435	1,804	8,239	4,645	1,704	6,349	14,588	120	40	8	948	2,073	233	3,254	18,010
Geneva	19,711	10,238	29,949	8,260	3,104	11,364	41,313	0	97	3	4,020	8,983	457	13,460	54,873
Gorham	7,742	3,210	10,952	6,939	2,572	9,511	20,463	22	142	1	326	2,686	11	3,023	23,651
Honeoye	5,408	2,670	8,078	3,781	1,509	5,290	13,368	25	91	3	315	2,248	88	2,651	16,138
Naples	4,374	4,170	8,544	5,155	1,869	7,024	15,568	25	59	436	907	3,373	189	4,469	20,557
Phelps	7,010	4,697	11,707	7,452	2,780	10,232	21,939	97	104	0	493	3,736	92	4,321	26,461
Red Jacket	4,585	1,890	6,475	2,749	861	3,610	10,085	0	0	0	268	1,546	39	1,853	11,938
Victor	14,443	5,884	20,327	15,597	3,638	19,235	39,562	0	207	22	1,299	4,559	146	6,004	45,795
Wood	17,793	8,941	26,734	15,001	5,950	20,951	47,685	0	215	17	1,179	4,256	591	6,026	53,943
TOTAL	97,138	48,225	145,363	79,360	26,828	106,188	251,551	289	1,044	506	11,321	39,075	1,922	52,318	305,708
SYSTEM TOTALS	328,234	177,168	505,402	238,263	97,999	336,262	841,664	2,389	4,297	1,367	36,900	108,476	6,278	151,654	1,001,371

**2024 TOTAL HOLDINGS, by COUNTY
WAYNE AND WYOMING LIBRARIES**

2024	Cataloged Book Holdings							Other Print Holdings			Non-Electronic Materials				Grand Total Holdings
	Adult Fiction	Adult Non-Fiction	Total Adult	Children Fiction	Children Non-Fiction	Total Children	Total Cataloged Books	Uncat-aloged Books	Print Serials	All Other Print	Audio Physical	Video Physical	All Other	Total All Other Materials	
WAYNE															
Clyde-Sav	19,207	9,920	29,127	8,975	4,890	13,865	42,992	324	188	14	3,523	7,697	304	11,524	55,042
Lyons	9,815	4,784	14,599	4,584	1,799	6,383	20,982	0	33	0	383	1,616	480	2,479	23,494
Macedon	9,878	9,748	19,626	9,394	2,776	12,170	31,796	0	157	11	453	2,939	319	3,711	35,675
Marion	3,461	2,191	5,652	3,590	1,561	5,151	10,803	0	69	0	873	2,468	13	3,354	14,226
Newark	11,895	4,629	16,524	7,428	2,451	9,879	26,403	0	57	3	1,695	3,379	200	5,274	31,737
Ontario	10,415	3,524	13,939	8,126	3,098	11,224	25,163	0	0	0	869	2,864	121	3,854	29,017
Palmyra	4,953	3,881	8,834	4,824	2,048	6,872	15,706	0	205	12	509	1,380	351	2,240	18,163
Red Creek	4,932	1,165	6,097	3,529	833	4,362	10,459	0	0	156	93	1,388	3	1,484	12,099
Rose	5,355	2,214	7,569	3,010	1,535	4,545	12,114	0	129	17	55	1,640	129	1,824	14,084
Sodus	12,606	9,131	21,737	5,903	4,867	10,770	32,507	0	366	1	1,924	3,381	218	5,523	38,397
Walworth	8,547	3,513	12,060	6,939	2,329	9,268	21,328	0	55	7	1,589	6,081	493	8,163	29,553
Williamson	9,612	8,158	17,770	9,465	5,324	14,789	32,559	530	172	21	2,813	2,749	252	5,814	39,096
Wolcott	3,901	1,836	5,737	2,158	639	2,797	8,534	0	89	2	94	2,263	471	2,828	11,453
TOTAL	114,577	64,694	179,271	77,925	34,150	112,075	291,346	854	1,520	244	14,873	39,845	3,354	58,072	352,036
WYOMING															
Arcade	12,188	3,667	15,855	4,978	2,269	7,247	23,102	0	106	1	739	2,455	198	3,392	26,601
Stevens	9,978	5,127	15,105	5,635	2,735	8,370	23,475	187	207	76	1,429	3,030	41	4,500	28,445
Eagle	5,043	2,812	7,855	4,779	2,097	6,876	14,731	0	12	0	158	1,239	5	1,402	16,145
CAGreene	5,774	2,153	7,927	2,813	1,104	3,917	11,844	0	259	0	612	1,270	48	1,930	14,033
Perry	7,478	2,822	10,300	5,989	1,738	7,727	18,027	0	18	183	290	1,307	52	1,649	19,877
Pike	4,165	1,364	5,529	2,733	1,385	4,118	9,647	56	0	0	64	1,008	2	1,074	10,777
Gainesville	7,464	3,183	10,647	3,764	2,381	6,145	16,792	153	69	19	121	1,706	15	1,842	18,875
Warsaw	5,384	2,922	8,306	4,250	2,135	6,385	14,691	0	53	12	442	1,334	19	1,795	16,551
Wyoming	2,824	1,666	4,490	2,625	881	3,506	7,996	250	54	0	94	1,003	21	1,118	9,418
TOTAL	60,298	25,716	86,014	37,566	16,725	54,291	140,305	646	778	291	3,949	14,352	401	18,702	160,722
SYSTEM TOTALS	328,234	177,168	505,402	238,263	97,999	336,262	841,664	2,389	4,297	1,367	36,900	108,476	6,278	151,654	1,001,371

2023/2024 CHILDREN'S HOLDINGS AND CIRCULATION COMPARISONS by County

	Children's Book HOLDINGS							Children's Book CIRCULATION							TOTAL CHILDREN'S CIRC (ALL formats)		
	2023			2024			% change	2023			2024			% change	2023	2024	% change
	Fiction	Non-Fiction	Total	Fiction	Non-Fiction	Total		Fiction	Non-Fiction	TOTAL	Fiction	Non-Fiction	TOTAL				
LIVINGSTON																	
Avon	6,205	2,324	8,529	6,247	2,419	8,666	2%	12,812	2,988	15,800	14,902	3,045	17,947	14%	17,600	19,943	13%
Caledonia	3,413	1,944	5,357	3,432	1,993	5,425	1%	3,937	819	4,756	3,338	638	3,976	-16%	4,893	4,063	-17%
Dansville	7,158	3,182	10,340	7,341	3,197	10,538	2%	12,209	2,879	15,088	11,485	2,996	14,481	-4%	15,587	15,144	-3%
Wadsworth	7,439	4,123	11,562	7,597	4,214	11,811	2%	19,966	4,861	24,827	20,455	4,548	25,003	1%	26,637	28,239	6%
Lima	4,305	3,007	7,312	4,207	2,939	7,146	-2%	4,138	1,324	5,462	3,713	1,201	4,914	-10%	6,185	5,400	-13%
Livonia	6,443	2,020	8,463	6,613	2,077	8,690	3%	22,341	3,552	25,893	22,167	4,034	26,201	1%	27,473	27,574	0%
Mount Morris	3,740	1,371	5,111	4,063	1,453	5,516	8%	4,022	1,145	5,167	3,278	1,006	4,284	-17%	5,899	4,805	-19%
Bell	3,969	2,031	6,000	3,912	2,004	5,916	-1%	3,835	1,032	4,867	3,898	943	4,841	-1%	5,101	4,978	-2%
TOTAL	42,672	20,002	62,674	43,412	20,296	63,708	1.6%	83,260	18,600	101,860	83,236	18,411	101,647	0%	109,375	110,146	1%
ONTARIO																	
Allens Hill	2,902	894	3,796	2,948	889	3,837	1%	1,109	126	1,235	2,135	323	2,458	99%	1,288	2,580	100%
Bloomfield	4,352	867	5,219	4,476	889	5,365	3%	6,813	629	7,442	7,932	1,016	8,948	20%	7,864	9,380	19%
Bristol	2,283	1,051	3,334	2,357	1,063	3,420	3%	1,235	593	1,828	1,395	572	1,967	8%	1,932	2,123	10%
Clifton Springs	4,598	1,697	6,295	4,645	1,704	6,349	1%	8,353	1,548	9,901	7,961	1,699	9,660	-2%	10,721	10,586	-1%
Geneva	8,211	3,473	11,684	8,260	3,104	11,364	-3%	20,329	5,411	25,740	22,124	5,815	27,939	9%	29,672	31,848	7.3%
Gorham	6,856	2,566	9,422	6,939	2,572	9,511	1%	7,954	1,679	9,633	9,310	1,951	11,261	17%	11,311	12,738	13%
Honeoye	3,509	1,523	5,032	3,781	1,509	5,290	5%	8,150	1,870	10,020	9,108	2,135	11,243	12%	10,760	11,922	10.8%
Naples	5,191	2,110	7,301	5,155	1,869	7,024	-4%	8,049	2,298	10,347	9,794	2,247	12,041	16%	11,140	12,637	13%
Phelps	7,529	2,826	10,355	7,452	2,780	10,232	-1%	8,987	1,046	10,033	9,081	1,328	10,409	4%	10,459	10,954	5%
Red Jacket	2,394	813	3,207	2,749	861	3,610	13%	1,769	424	2,193	2,224	437	2,661	21%	2,529	3,206	26.8%
Victor	15,017	3,434	18,451	15,597	3,638	19,235	4%	83,900	14,593	98,493	85,612	15,491	101,103	3%	102,928	104,987	2%
Wood	17,367	7,867	25,234	15,001	5,950	20,951	-17%	61,013	15,854	76,867	56,713	15,003	71,716	-7%	82,128	77,359	-6%
TOTAL	80,209	29,121	109,330	79,360	26,828	106,188	-3%	217,661	46,071	263,732	223,389	48,017	271,406	3%	282,732	290,320	2.7%

System Totals	240,098	101,484	341,582	238,263	97,999	336,262	-1.6%	484,840	103,464	588,304	488,898	107,531	596,429	1%	638,347	646,167	1%
----------------------	----------------	----------------	----------------	----------------	---------------	----------------	--------------	----------------	----------------	----------------	----------------	----------------	----------------	-----------	----------------	----------------	-----------

2023/2024 CHILDREN'S HOLDINGS AND CIRCULATION COMPARISONS by County

HISTORICAL DATA

	Children's Book HOLDINGS							Children's Book CIRCULATION							TOTAL CHILDREN'S CIRC (ALL formats)		
	2023			2024			% change	2023			2024			% change	2023	2024	% change
	Fiction	Non-Fiction	Total	Fiction	Non-Fiction	Total		Fiction	Non-Fiction	TOTAL	Fiction	Non-Fiction	TOTAL				
WAYNE																	
Clyde	9,121	4,920	14,041	8,975	4,890	13,865	-1.25%	4,312	760	5,072	4,649	755	5,404	7%	5,926	6,209	5%
Lyons	4,306	2,199	6,505	4,584	1,799	6,383	-2%	6,240	1,130	7,370	6,885	1,477	8,362	13%	8,614	9,463	10%
Macedon	9,531	2,678	12,209	9,394	2,776	12,170	0%	18,887	3,335	22,222	17,045	3,613	20,658	-7%	23,735	22,468	-5%
Marion	3,851	1,519	5,370	3,590	1,561	5,151	-4%	7,768	1,743	9,511	8,235	2,091	10,326	9%	10,728	11,476	7%
Newark	7,431	2,318	9,749	7,428	2,451	9,879	1%	13,726	3,253	16,979	13,571	3,229	16,800	-1%	19,371	18,898	-2%
Ontario	7,756	2,911	10,667	8,126	3,098	11,224	5%	21,616	4,100	25,716	19,309	4,055	23,364	-9%	28,081	25,023	-11%
Palmyra	5,160	2,096	7,256	4,824	2,048	6,872	-5%	16,150	3,812	19,962	15,795	3,769	19,564	-2%	20,879	20,431	-2%
Red Creek	3,495	850	4,345	3,529	833	4,362	0%	4,518	408	4,926	2,972	204	3,176	-36%	5,361	3,551	-34%
Rose	2,837	1,510	4,347	3,010	1,535	4,545	5%	1,035	294	1,329	1,945	211	2,156	62%	1,672	2,685	61%
Sodus	6,294	4,908	11,202	5,903	4,867	10,770	-4%	10,751	2,938	13,689	8,849	2,374	11,223	-18%	14,392	12,080	-16%
Walworth	6,897	2,341	9,238	6,939	2,329	9,268	0%	11,666	1,721	13,387	12,378	1,965	14,343	7%	14,950	15,930	7%
Williamson	9,825	5,814	15,639	9,465	5,324	14,789	-5%	18,323	3,406	21,729	17,613	3,555	21,168	-3%	24,716	23,849	-4%
Wolcott	2,159	662	2,821	2,158	639	2,797	-1%	3,828	1,133	4,961	3,844	1,014	4,858	-2.1%	5,633	5,472	-3%
TOTAL	78,663	34,726	113,389	77,925	34,150	112,075	-1.2%	138,820	28,033	166,853	133,090	28,312	161,402	-3%	184,058	177,535	-4%
WYOMING																	
Arcade	4,784	2,307	7,091	4,978	2,269	7,247	2%	11,722	3,202	14,924	15,081	3,747	18,828	26%	16,475	20,137	22%
Stevens	6,875	3,589	10,464	5,635	2,735	8,370	-20%	8,223	1,800	10,023	8,720	2,222	10,942	9%	11,375	12,607	11%
Eagle	4,758	2,112	6,870	4,779	2,097	6,876	0%	1,171	185	1,356	1,332	480	1,812	34%	1,703	2,145	26%
C.A. Greene	2,979	1,103	4,082	2,813	1,104	3,917	-4%	5,698	949	6,647	4,718	596	5,314	-20%	8,171	6,625	-19%
Perry	5,894	1,844	7,738	5,989	1,738	7,727	0%	8,080	1,884	9,964	8,194	2,243	10,437	5%	10,424	10,982	5%
Pike	2,710	1,391	4,101	2,733	1,385	4,118	0%	1,032	249	1,281	1,374	420	1,794	40%	1,342	1,880	40%
Gainesville	3,738	2,360	6,098	3,764	2,381	6,145	1%	864	268	1,132	1,071	233	1,304	15%	1,255	1,510	20%
Warsaw	4,225	2,091	6,316	4,250	2,135	6,385	1%	6,966	1,938	8,904	7,504	2,648	10,152	14%	9,594	10,738	12%
Wyoming	2,591	838	3,429	2,625	881	3,506	2.2%	1,343	285	1,628	1,189	202	1,391	-15%	1,843	1,542	-16%
TOTAL	38,554	17,635	56,189	37,566	16,725	54,291	-3.4%	45,099	10,760	55,859	49,183	12,791	61,974	11%	62,182	68,166	10%

System Totals	240,098	101,484	341,582	238,263	97,999	336,262	-1.56%	484,840	103,464	588,304	488,898	107,531	596,429	1%	638,347	646,167	1%
----------------------	----------------	----------------	----------------	----------------	---------------	----------------	---------------	----------------	----------------	----------------	----------------	----------------	----------------	-----------	----------------	----------------	-----------

HISTORICAL DATA

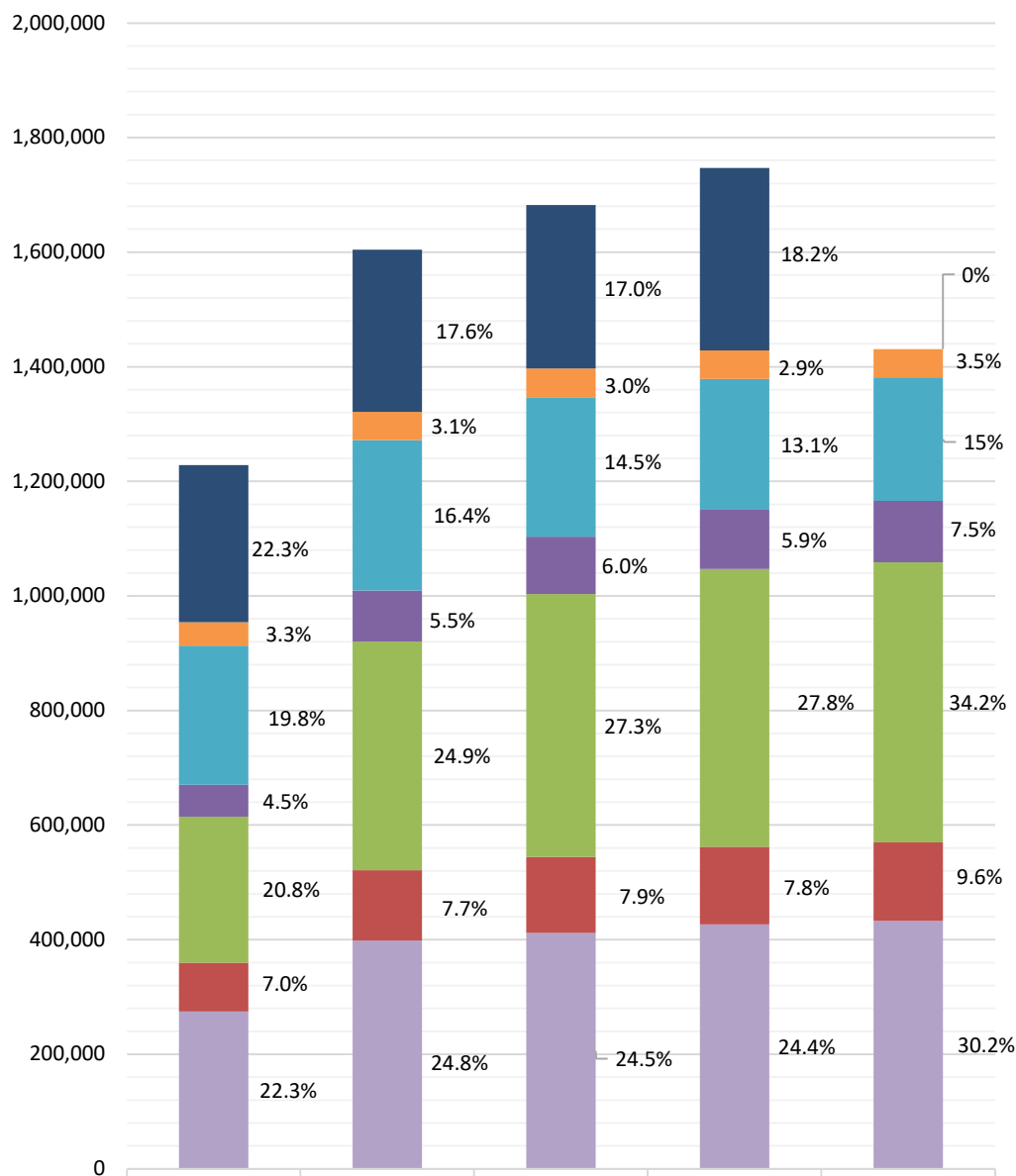
CIRCULATION STATISTICS DETAIL 2024
LIVINGSTON AND ONTARIO LIBRARIES

	Adult Book Circulation			Children's Book Circulation			Total	Other Materials			Grand	Children's	Children's
	Fiction	Non-Fict	Total	Fiction	Non-Fiction	Total	Book Circulation	Adult	Children's	Total	Total Circulation	Grand Total	% of Total
LIVINGSTON													
AVON	13,916	5,004	18,920	14,902	3,045	17,947	36,867	6,775	1,996	8,771	45,638	19,943	43.7%
CALEDONIA	5,078	1,043	6,121	3,338	638	3,976	10,097	1,246	87	1,333	11,430	4,063	35.5%
DANSVILLE	17,364	5,062	22,426	11,485	2,996	14,481	36,907	8,610	663	9,273	46,180	15,144	32.8%
WADSWORTH	16,863	5,855	22,718	20,455	4,548	25,003	47,721	7,408	3,236	10,644	58,365	28,239	48.4%
LIMA	5,621	1,629	7,250	3,713	1,201	4,914	12,164	2,128	486	2,614	14,778	5,400	36.5%
LIVONIA	18,414	5,234	23,648	22,167	4,034	26,201	49,849	6,827	1,373	8,200	58,049	27,574	47.5%
MOUNT MORRIS	3,364	1,576	4,940	3,278	1,006	4,284	9,224	1,722	521	2,243	11,467	4,805	41.9%
BELL	5,010	1,683	6,693	3,898	943	4,841	11,534	1,790	137	1,927	13,461	4,978	37.0%
TOTAL	85,630	27,086	112,716	83,236	18,411	101,647	214,363	36,506	8,499	45,005	259,368	110,146	42.5%
ONTARIO													
ALLENS HILL	1,015	295	1,310	2,135	323	2,458	3,768	1,419	122	1,541	5,309	2,580	48.6%
BLOOMFIELD	8,433	2,514	10,947	7,932	1,016	8,948	19,895	4,081	432	4,513	24,408	9,380	38.4%
BRISTOL	2,061	1029	3,090	1,395	572	1,967	5,057	1,651	156	1,807	6,864	2,123	30.9%
CLIFTON SPRINGS	11,819	2,905	14,724	7,961	1,699	9,660	24,384	4,470	926	5,396	29,780	10,586	35.5%
GENEVA	25,535	8,013	33,548	22,124	5,815	27,939	61,487	14,392	3,909	18,301	79,788	31,848	39.9%
GORHAM	5,351	1,689	7,040	9,310	1,951	11,261	18,301	1,468	1,477	2,945	21,246	12,738	60.0%
HONEOYE	8,667	3,048	11,715	9,108	2,135	11,243	22,958	4,373	679	5,052	28,010	11,922	42.6%
NAPLES	5,526	3,371	8,897	9,794	2,247	12,041	20,938	4,322	596	4,918	25,856	12,637	48.9%
PHELPS	4,117	1,226	5,343	9,081	1,328	10,409	15,752	1,771	545	2,316	18,068	10,954	60.6%
RED JACKET	2,847	633	3,480	2,224	437	2,661	6,141	2,369	545	2,914	9,055	3,206	35.4%
VICTOR	46,637	14,728	61,365	85,612	15,491	101,103	162,468	18,890	3,884	22,774	185,242	104,987	56.7%
WOOD	50,699	16,819	67,518	56,713	15,003	71,716	139,234	24,804	5,643	30,447	169,681	77,359	45.6%
TOTAL	172,707	56,270	228,977	223,389	48,017	271,406	500,383	84,010	18,914	102,924	603,307	290,320	48.1%
SYSTEM TOTALS	432,680	137,023	569,703	488,898	107,531	596,429	1,166,132	215,092	49,738	264,830	1,430,962	646,167	45.2%

**CIRCULATION STATISTICS DETAIL 2024
WAYNE AND WYOMING LIBRARIES**

	Adult Book Circulation			Children's Book Circulation			Total	Other Materials			Grand	Children's	Children's
	Fiction	Non-Fict	Total	Fiction	Non-Fict	Total	Book	Adult	Children's	Total	Total Circulation	Grand Total	% of Total
WAYNE													
CLYDE	6,374	1,906	8,280	4,649	755	5,404	13,684	4,616	805	5,421	19,105	6,209	32.5%
LYONS	8,679	2,891	11,570	6,885	1,477	8,362	19,932	4,991	1,101	6,092	26,024	9,463	36.4%
MACEDON	15,965	5,145	21,110	17,045	3,613	20,658	41,768	6,777	1,810	8,587	50,355	22,468	44.6%
MARION	3,651	1,615	5,266	8,235	2,091	10,326	15,592	2,713	1,150	3,863	19,455	11,476	59.0%
NEWARK	16,448	5,244	21,692	13,571	3,229	16,800	38,492	10,784	2,098	12,882	51,374	18,898	36.8%
ONTARIO	18,254	6,361	24,615	19,309	4,055	23,364	47,979	7,898	1,659	9,557	57,536	25,023	43.5%
PALMYRA	11,673	4,258	15,931	15,795	3,769	19,564	35,495	6,257	867	7,124	42,619	20,431	47.9%
RED CREEK	2,446	483	2,929	2,972	204	3,176	6,105	752	375	1,127	7,232	3,551	49.1%
ROSE	2,631	292	2,923	1,945	211	2,156	5,079	750	529	1,279	6,358	2,685	42.2%
SODUS	10,665	2,479	13,144	8,849	2,374	11,223	24,367	4,740	857	5,597	29,964	12,080	40.3%
WALWORTH	9,558	2,718	12,276	12,378	1,965	14,343	26,619	5,188	1,587	6,775	33,394	15,930	47.7%
WILLIAMSON	10,155	4,530	14,685	17,613	3,555	21,168	35,853	9,871	2,681	12,552	48,405	23,849	49.3%
WOLCOTT	6,315	1,550	7,865	3,844	1,014	4,858	12,723	3,595	614	4,209	16,932	5,472	32.3%
TOTAL	122,814	39,472	162,286	133,090	28,312	161,402	323,688	68,932	16,133	85,065	408,753	177,535	43.4%
WYOMING													
ARCADE	14,009	2,943	16,952	15,081	3,747	18,828	35,780	6,229	1,309	7,538	43,318	20,137	46.5%
STEVENS	8,598	2,877	11,475	8,720	2,222	10,942	22,417	5,403	1,665	7,068	29,485	12,607	42.8%
EAGLE	1,446	320	1,766	1,332	480	1,812	3,578	742	333	1,075	4,653	2,145	46.1%
CORDELIA GREENE	4,380	995	5,375	4,718	596	5,314	10,689	2,466	1,311	3,777	14,466	6,625	45.8%
PERRY	7,672	2,383	10,055	8,194	2,243	10,437	20,492	3,197	545	3,742	24,234	10,982	45.3%
PIKE	1,598	838	2,436	1,374	420	1,794	4,230	793	86	879	5,109	1,880	36.8%
GAINESVILLE	3,111	344	3,455	1,071	233	1,304	4,759	917	206	1,123	5,882	1,510	25.7%
WARSAW	9,513	2,971	12,484	7,504	2,648	10,152	22,636	5,364	586	5,950	28,586	10,738	37.6%
WYOMING	1,202	524	1,726	1,189	202	1,391	3,117	533	151	684	3,801	1,542	40.6%
TOTAL	51,529	14,195	65,724	49,183	12,791	61,974	127,698	25,644	6,192	31,836	159,534	68,166	42.7%
SYSTEM TOTALS	432,680	137,023	569,703	488,898	107,531	596,429	1,166,132	215,092	49,738	264,830	1,430,962	646,167	45.2%

OWWL Member Libraries Total Circulation Breakout (5-yr Historical)



Total Circulation (all formats)

1,228,524

1,604,298

1,682,235

1,746,732

1,430,962

2023/2024 CIRCULATION STATISTICS, by COUNTY

NOTE: Circulation no longer includes ILL's loaned and for 2024**Electronic Material data was not collected**

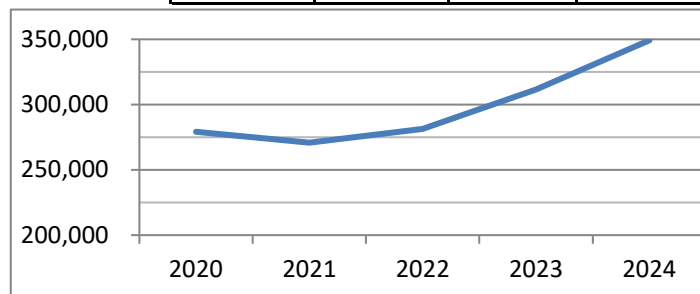
LIVINGSTON	2023	2024	DIFFERENCE	% + OR -
AVON	54,065	45,638	(8,427)	-15.59%
CALEDONIA	16,316	11,430	(4,886)	-29.95%
DANSVILLE	55,384	46,180	(9,204)	-16.62%
WADSWORTH	75,397	58,365	(17,032)	-22.59%
LIMA	21,716	14,778	(6,938)	-31.95%
LIVONIA	69,653	58,049	(11,604)	-16.66%
MOUNT MORRIS	16,328	11,467	(4,861)	-29.77%
BELL	19,261	13,461	(5,800)	-30.11%
TOTAL LIVINGSTON LIBS	328,120	259,368	(68,752)	-20.95%
ONTARIO	2023	2024	DIFFERENCE	% + OR -
ALLENS HILL	4,313	5,309	996	23.09%
BLOOMFIELD	30,496	24,408	(6,088)	-19.96%
BRISTOL	9,197	6,864	(2,333)	-25.37%
CLIFTON SPRINGS	35,751	29,780	(5,971)	-16.70%
GENEVA	98,725	79,788	(18,937)	-19.18%
GORHAM	21,490	21,246	(244)	-1.14%
HONEOYE	34,754	28,010	(6,744)	-19.40%
NAPLES	29,411	25,856	(3,555)	-12.09%
PHELPS	19,889	18,068	(1,821)	-9.16%
RED JACKET	10,189	9,055	(1,134)	-11.13%
VICTOR	221,548	185,242	(36,306)	-16.39%
WOOD	227,406	169,681	(57,725)	-25.38%
TOTAL ONTARIO LIBS	743,169	603,307	(139,862)	-18.82%
WAYNE	2023	2024	DIFFERENCE	% + OR -
CLYDE	21,318	19,105	(2,213)	-10.38%
LYONS	28,741	26,024	(2,717)	-9.45%
MACEDON	60,691	50,355	(10,336)	-17.03%
MARION	23,087	19,455	(3,632)	-15.73%
NEWARK	61,137	51,374	(9,763)	-15.97%
ONTARIO	76,960	57,536	(19,424)	-25.24%
PALMYRA	49,334	42,619	(6,715)	-13.61%
RED CREEK	10,278	7,232	(3,046)	-29.64%
ROSE	5,056	6,358	1,302	25.75%
SODUS	36,922	29,964	(6,958)	-18.85%
WALWORTH	43,897	33,394	(10,503)	-23.93%
WILLIAMSON	59,448	48,405	(11,043)	-18.58%
WOLCOTT	19,952	16,932	(3,020)	-15.14%
TOTAL WAYNE LIBS	496,821	408,753	(88,068)	-17.73%
WYOMING	2023	2024	DIFFERENCE	% + OR -
ARCADE	44,324	43,318	(1,006)	-2.27%
STEVENS	31,605	29,485	(2,120)	-6.71%
EAGLE	4,726	4,653	(73)	-1.54%
CORDELIA A GREENE	17,680	14,466	(3,214)	-18.18%
PERRY	28,399	24,234	(4,165)	-14.67%
PIKE	4,541	5,109	568	12.51%
GAINESVILLE	6,239	5,882	(357)	-5.72%
WARSAW	36,043	28,586	(7,457)	-20.69%
WYOMING	5,065	3,801	(1,264)	-24.96%
TOTAL WYOMING LIBS	178,622	159,534	(19,088)	-10.69%
System TOTALS	1,746,732	1,430,962	(315,770)	-18.08%

Note - 2023 data includes electronic materials, 2024 data does not

***OVERDRIVE CIRCULATION - Systemwide**
Five Year Historical (2020-2024)

	2020	2021	2022	2023	2024
Allens Hill Free Library	377	421	344	343	760
Arcade Free Library	5,280	4,412	4568	5330	6582
Avon Free Library	11,049	9,850	10343	11770	13694
Bell Memorial Library--Nunda	3,107	3,170	3137	3859	4315
Bloomfield Public Library	7,313	7,406	7310	7651	9356
Bristol Library	898	824	1491	2278	2771
Caledonia Library	2,607	2,642	2579	3474	4268
Clifton Springs Library	4,481	4,514	4333	5038	6605
Clyde-Savannah Public Library	2,818	2,236	2606	3007	2622
Cordelia A. Greene--Castile	1,197	1,261	1269	1443	1615
Dansville Public Library	7,393	7,210	7985	8863	9129
Eagle Free Library--Bliss	538	819	501	885	712
Gainesville Public Library--Silver Springs	316	550	317	261	504
Geneva Public Library	17,386	16,525	17709	20877	22654
Gorham Free Library	1,855	1,604	1746	1645	2411
Honeoye Public Library	5,675	5,694	6074	6628	6221
Lima Public Library	5,433	5,129	4743	5146	6600
Livonia Public Library	10,358	11,834	11658	13205	15384
Lyons Public Library	2,732	2,177	2193	2782	2882
Macedon Public Library	8,140	8,503	8082	9004	10827
Marion Public Library	3,453	3,524	3334	3774	4250
Mount Morris Public Library	2,205	1,952	1657	2001	2017
Naples Library	4,626	4,716	4959	5264	6779
Newark Public Library	10,829	9,991	9217	9745	10460
Ontario Public Library	11,546	10,276	12498	13141	13224
OWWL Library System Headquarters	7,114	5,185	5426	2982	828
Palmyra Community Library	6,597	6,353	7012	6503	8399
Perry Public Library	5,176	4,945	4948	5535	7063
Phelps Community Memorial Library	3,235	3,123	2924	2929	3522
Pike Library	426	244	226	376	660
Red Creek Free Library	432	339	790	959	1347
Red Jacket Community Library	2,937	2,904	2495	2798	3281
Rose Free Library	247	266	396	607	708
Sodus Free Library	4,254	4,455	5012	5061	6275
Stevens Memorial Library--Attica	4,301	4,520	4251	4940	5862
Victor Farmington Library	32,764	32,095	33522	38903	43830
Wadsworth Library--Geneseo	12,383	12,771	13076	17154	18707
Walworth-Seely Public Library	9,992	9,204	10490	11126	11227
Warsaw Public Library	6,990	6,881	7544	7960	8128
Williamson Library	7,638	7,424	7301	7500	9868
Wolcott Public Library	3,261	3,088	3238	3132	3150
Wood Library Association - Canandaigua	39,108	39,197	41301	44758	48658
Wyoming Free Library	682	606	810	777	1182
	279,149	270,840	281,415	311,414	349,337

* does not include periodical usage



OVERDRIVE CIRCULATION and USAGE BREAKOUT
by Library

2024

	2024 Total Circ and Usage	% of Total OWWL Usage	E-book Circ	% of YOUR Library	Audiobook Circ	% of YOUR Library	Magazine Usage	% of YOUR Library
Allens Hill Free Library	1,073	0.26%	162	0.10%	598	0.31%	313	0.55%
Arcade Free Library	7,153	1.76%	2905	1.83%	3677	1.93%	571	1.01%
Avon Free Library	15,276	3.76%	5828	3.67%	7866	4.13%	1,582	2.80%
Bell Memorial Library--Nunda	4,778	1.18%	2335	1.47%	1980	1.04%	463	0.82%
Bloomfield Public Library	10,658	2.63%	3579	2.25%	5777	3.04%	1,302	2.30%
Bristol Library	2,955	0.73%	1066	0.67%	1705	0.90%	184	0.33%
Caledonia Library	4,733	1.17%	1786	1.12%	2482	1.30%	465	0.82%
Clifton Springs Library	7,497	1.85%	3099	1.95%	3506	1.84%	892	1.58%
Clyde-Savannah Public Library	2,860	0.70%	1099	0.69%	1523	0.80%	238	0.42%
Cordelia A. Greene--Castile	1,931	0.48%	712	0.45%	903	0.47%	316	0.56%
Dansville Public Library	13,519	3.33%	4200	2.64%	4929	2.59%	4,390	7.77%
Eagle Free Library--Bliss	756	0.19%	391	0.25%	321	0.17%	44	0.08%
Gainesville Public Library--Silver Springs	515	0.13%	220	0.14%	284	0.15%	11	0.02%
Geneva Public Library	25,744	6.34%	9501	5.97%	13153	6.91%	3,090	5.47%
Gorham Free Library	2,711	0.67%	1052	0.66%	1359	0.71%	300	0.53%
Honeoye Public Library	6,906	1.70%	3210	2.02%	3011	1.58%	685	1.21%
Lima Public Library	8,313	2.05%	2846	1.79%	3754	1.97%	1,713	3.03%
Livonia Public Library	18,293	4.51%	7037	4.43%	8347	4.39%	2,909	5.15%
Lyons Public Library	3,165	0.78%	1023	0.64%	1859	0.98%	283	0.50%
Macedon Public Library	11,906	2.93%	5068	3.19%	5759	3.03%	1,079	1.91%
Marion Public Library	4,672	1.15%	2357	1.48%	1893	0.99%	422	0.75%
Mount Morris Public Library	2,381	0.59%	954	0.60%	1063	0.56%	364	0.64%
Naples Library	8,111	2.00%	3028	1.90%	3751	1.97%	1,332	2.36%
Newark Public Library	12,208	3.01%	4661	2.93%	5799	3.05%	1,748	3.09%
Ontario Public Library	16,640	4.10%	6559	4.12%	6665	3.50%	3,416	6.05%
OWWL Library System Headquarters	1,197	0.29%	431	0.27%	397	0.21%	369	0.65%
Palmyra Community Library	9,287	2.29%	3373	2.12%	5026	2.64%	888	1.57%
Perry Public Library	8,223	2.03%	2974	1.87%	4089	2.15%	1,160	2.05%
Phelps Community Memorial Library	4,084	1.01%	1801	1.13%	1721	0.90%	562	0.99%
Pike Library	731	0.18%	189	0.12%	471	0.25%	71	0.13%
Red Creek Free Library	1,375	0.34%	395	0.25%	952	0.50%	28	0.05%
Red Jacket Community Library	3,762	0.93%	1643	1.03%	1638	0.86%	481	0.85%
Rose Free Library	729	0.18%	264	0.17%	444	0.23%	21	0.04%
Sodus Free Library	6,777	1.67%	2950	1.86%	3325	1.75%	502	0.89%
Stevens Memorial Library--Attica	6,664	1.64%	2290	1.44%	3572	1.88%	802	1.42%
Victor Farmington Library	49,738	12.26%	20966	13.18%	22864	12.01%	5,908	10.46%
Wadsworth Library--Geneseo	20,805	5.13%	7997	5.03%	10710	5.63%	2,098	3.71%
Walworth-Seely Public Library	13,240	3.26%	5300	3.33%	5927	3.11%	2,013	3.56%
Warsaw Public Library	9,176	2.26%	3588	2.26%	4540	2.39%	1,048	1.85%
Williamson Library	12,212	3.01%	4774	3.00%	5094	2.68%	2,344	4.15%
Wolcott Public Library	3,638	0.90%	1393	0.88%	1757	0.92%	488	0.86%
Wood Library - Canandaigua	58,067	14.31%	23351	14.68%	25307	13.30%	9,409	16.65%
Wyoming Free Library	1,383	0.34%	658	0.41%	524	0.28%	201	0.36%
*Student Checkouts included in #'s above	7,938		5911		2027		-	
	405,842		159,015		190,322		56,505	

*from School Districts participating in the Public Library Connect (PLC) program

**INTERLIBRARY LOAN STATISTICS
LIVINGSTON AND ONTARIO LIBRARIES**

2023/2024	TOTAL BORROWED 2023	TOTAL BORROWED 2024	INCREASE/ DECREASE	% INCREASE/ DECREASE	TOTAL LOANED 2023	TOTAL LOANED 2024	INCREASE/ DECREASE	% INCREASE/ DECREASE
Avon	5,317	6,339	1,022	19.2%	5,976	5,866	(110)	-1.8%
Caledonia	2,559	2,150	(409)	-16.0%	2,625	2,392	(233)	-8.9%
Dansville	6,967	6,583	(384)	-5.5%	5,654	6,198	544	9.6%
Wadsworth	8,563	8,208	(355)	-4.1%	5,984	6,680	696	11.6%
Lima	3,305	3,501	196	5.9%	5,555	5,018	(537)	-9.7%
Livonia	8,945	9,795	850	9.5%	4,908	5,463	555	11.3%
Mount Morris	3,160	2,612	(548)	-17.3%	3,062	2,956	(106)	-3.5%
Bell	3,078	2,640	(438)	-14.2%	2,470	2,540	70	2.8%
Livingston Total	41,894	41,828	(66)	-0.2%	36,234	37,113	879	2.4%

2023/2024	TOTAL BORROWED 2023	TOTAL BORROWED 2024	INCREASE/ DECREASE	% INCREASE/ DECREASE	TOTAL LOANED 2023	TOTAL LOANED 2024	INCREASE/ DECREASE	% INCREASE/ DECREASE
Allens Hill	1,042	1,085	43	4.1%	1,415	1,505	90	6.4%
Bloomfield	4,069	4,615	546	13.4%	3,940	3,887	(53)	-1.3%
Bristol	1,359	1,484	125	9.2%	2,609	2,940	331	12.7%
Clifton Springs	3,795	4,149	354	9.3%	4,678	4,540	(138)	-2.9%
Geneva	8,344	9,092	748	9.0%	14,286	15,034	748	5.2%
Gorham	2,168	2,387	219	10.1%	6,171	6,600	429	7.0%
Honeoye	4,969	5,289	320	6.4%	3,674	3,828	154	4.2%
Naples	4,485	4,952	467	10.4%	3,034	3,118	84	2.8%
Phelps	1,879	2,141	262	13.9%	5,031	5,490	459	9.1%
Red Jacket	2,454	2,539	85	3.5%	399	1,520	1,121	281.0%
Victor	19,376	21,814	2,438	12.6%	11,160	11,810	650	5.8%
Wood	21,097	22,863	1,766	8.4%	8,587	8,385	(202)	-2.4%
Ontario Total	75,037	82,410	7,373	9.8%	64,984	68,657	3,673	5.7%

System Totals	199,992	212,507	12,515	6.3%	204,873	216,865	11,992	5.9%
----------------------	----------------	----------------	---------------	-------------	----------------	----------------	---------------	-------------

**INTERLIBRARY LOAN STATISTICS
WAYNE AND WYOMING LIBRARIES**

2023/2024	TOTAL BORROWED 2023	TOTAL BORROWED 2024	INCREASE/ DECREASE	% INCREASE/ DECREASE
Clyde	2,005	2,350	345	17.2%
Lyons	3,906	3,702	(204)	-5.2%
Macedon	6,949	7,359	410	5.9%
Marion	3,442	3,366	(76)	-2.2%
Newark	8,315	8,892	577	6.9%
Ontario	6,191	7,083	892	14.4%
Palmyra	8,273	8,103	(170)	-2.1%
Red Creek	1,574	1,346	(228)	-14.5%
Rose	584	652	68	11.6%
Sodus	3,469	4,392	923	26.6%
Walworth	4,960	5,178	218	4.4%
Williamson	4,708	4,880	172	3.7%
Wolcott	4,160	4,067	(93)	-2.2%
Wayne Total	58,536	61,370	2,834	4.8%

TOTAL LOANED 2023	TOTAL LOANED 2024	INCREASE/ DECREASE	% INCREASE/ DECREASE
10,519	10,720	201	1.9%
6,878	7,404	526	7.6%
7,762	9,078	1,316	17.0%
3,049	3,337	288	9.4%
8,105	8,760	655	8.1%
6,980	7,739	759	10.9%
4,824	5,046	222	4.6%
1,984	2,318	334	16.8%
2,113	3,081	968	45.8%
6,045	6,342	297	4.9%
6,888	6,959	71	1.0%
8,020	7,768	(252)	-3.1%
3,048	2,972	(76)	-2.5%
76,215	81,524	5,309	7.0%

2023/2024	TOTAL BORROWED 2023	TOTAL BORROWED 2024	INCREASE/ DECREASE	% INCREASE/ DECREASE
Arcade	4,857	5,382	525	10.8%
Stevens	4,086	4,767	681	16.7%
Eagle	396	585	189	47.7%
C. A. Greene	3,087	2,660	(427)	-13.8%
Perry	4,200	4,812	612	14.6%
Pike	1,410	1,696	286	20.3%
Gainesville	1,035	1,264	229	22.1%
Warsaw	4,724	4,937	213	4.5%
Wyoming	730	796	66	9.0%
Wyoming Total	24,525	26,899	2,374	9.7%

TOTAL LOANED 2023	TOTAL LOANED 2024	INCREASE/ DECREASE	% INCREASE/ DECREASE
4,522	4,713	191	4.2%
5,624	5,571	(53)	-0.9%
1,896	2,082	186	9.8%
2,565	2,592	27	1.1%
3,215	3,936	721	22.4%
1,257	1,366	109	8.7%
3,253	3,548	295	9.1%
4,492	5,017	525	11.7%
616	746	130	21.1%
27,440	29,571	2,131	7.8%

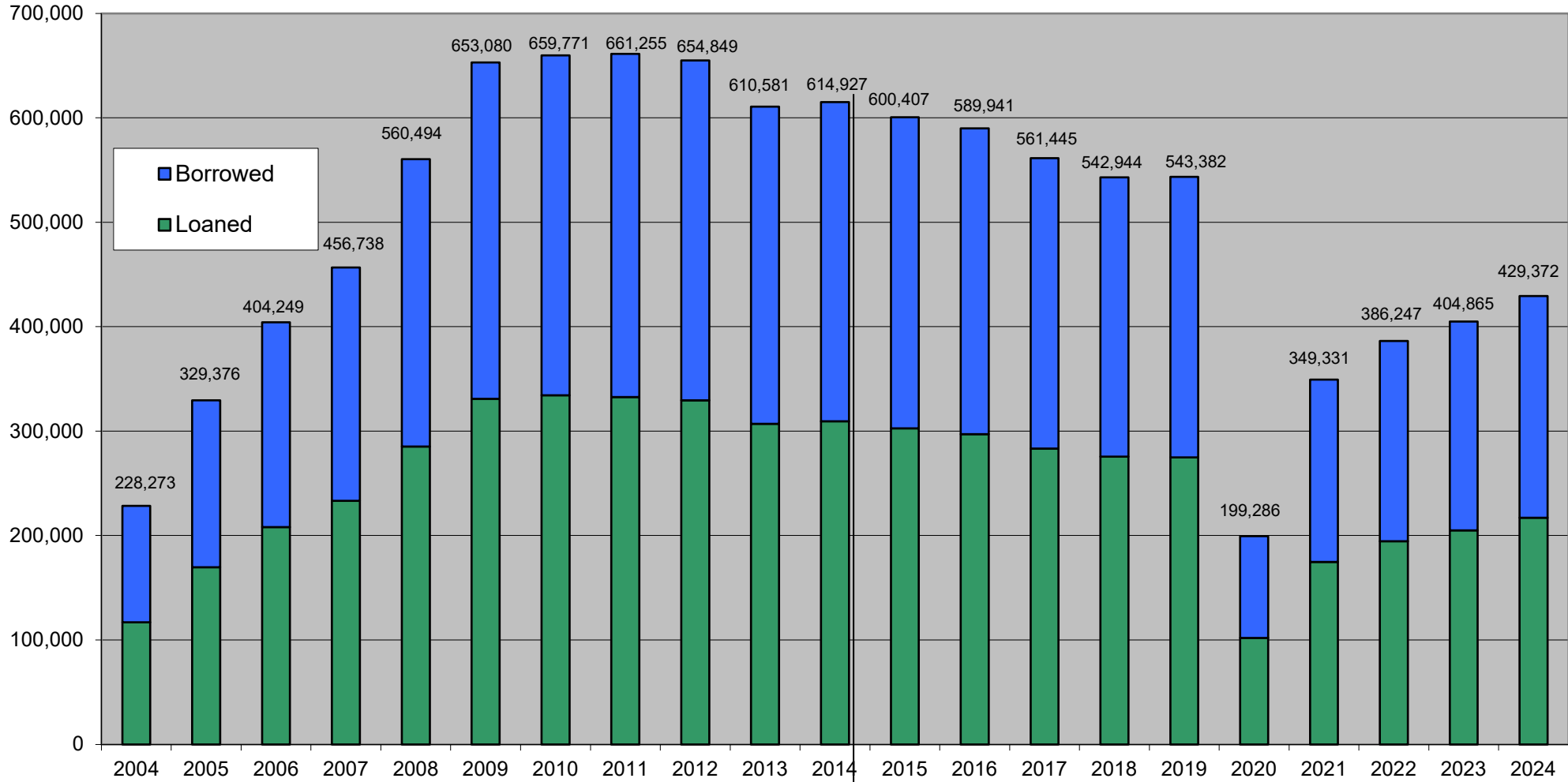
System Totals	199,992	212,507	12,515	6.3%
----------------------	----------------	----------------	---------------	-------------

204,873	216,865	11,992	5.9%
----------------	----------------	---------------	-------------

INTERLIBRARY LOAN RESOURCE SHARING AMONG LIBRARIES (TRANSIT DETAILS)

	2024 Deliveries per week	2023 Deliveries per week	2024			2023	Change + or -	Change %
			LOANED	BORROWED	Total Activity	Total Activity		
Livingston County								
Avon Free Library	3 or less	3 or less	5,866	6,339	12,205	11,293	912	8.1%
Bell Memorial Library	3 or less	3 or less	2,540	2,640	5,180	5,548	(368)	-6.6%
Caledonia Library Association	3 or less	3 or less	2,392	2,150	4,542	5,184	(642)	-12.4%
Dansville Public Library	3 or less	3 or less	6,198	6,583	12,781	12,621	160	1.3%
Lima Public Library	3 or less	3 or less	5,018	3,501	8,519	8,860	(341)	-3.8%
Livonia Public Library	4 or less	4 or less	5,463	9,795	15,258	13,853	1,405	10.1%
Mount Morris Library	3 or less	3 or less	2,956	2,612	5,568	6,222	(654)	-10.5%
Wadsworth Library	4 or less	4 or less	6,680	8,208	14,888	14,547	341	2.3%
Total Livingston County			37,113	41,828	78,941	78,128	813	1.0%
Ontario County								
Allens Hill Free Library	3 or less	3 or less	1,505	1,085	2,590	2,457	133	5.4%
Bloomfield Public Library	3 or less	3 or less	3,887	4,615	8,502	8,009	493	6.2%
Bristol Library	3 or less	3 or less	2,940	1,484	4,424	3,968	456	11.5%
Clifton Springs Library	3 or less	3 or less	4,540	4,149	8,689	8,473	216	2.5%
Geneva Public Library	6 or less	6 or less	15,034	9,092	24,126	22,630	1,496	6.6%
Gorham Free Library	3 or less	3 or less	6,600	2,387	8,987	8,339	648	7.8%
Honeoye Public Library	3 or less	3 or less	3,828	5,289	9,117	8,643	474	5.5%
Naples Library	3 or less	3 or less	3,118	4,952	8,070	7,519	551	7.3%
Phelps Community Memorial Library	3 or less	3 or less	5,490	2,141	7,631	6,910	721	10.4%
Red Jacket Community Library	3 or less	3 or less	1,520	2,539	4,059	2,853	1,206	42.3%
Victor Farmington Library	6 or less	6 or less	11,810	21,814	33,624	30,536	3,088	10.1%
Wood Library Association	6 or less	6 or less	8,385	22,863	31,248	29,684	1,564	5.3%
Total Ontario County			68,657	82,410	151,067	140,021	11,046	7.9%
Wayne County								
Clyde Savannah Public Library	3 or less	3 or less	10,720	2,350	13,070	12,524	546	4.4%
Lyons Public Library	3 or less	3 or less	7,404	3,702	11,106	10,784	322	3.0%
Macedon Public Library	6 or less	6 or less	9,078	7,359	16,437	14,711	1,726	11.7%
Marion Public Library	3 or less	3 or less	3,337	3,366	6,703	6,491	212	3.3%
Newark Public Library	6 or less	6 or less	8,760	8,892	17,652	16,420	1,232	7.5%
Ontario Public Library	6 or less	6 or less	7,739	7,083	14,822	13,171	1,651	12.5%
Palmyra Community Library	6 or less	6 or less	5,046	8,103	13,149	13,097	52	0.4%
Red Creek Free Library	3 or less	3 or less	2,318	1,346	3,664	3,558	106	3.0%
Rose Free Library	3 or less	3 or less	3,081	652	3,733	2,697	1,036	38.4%
Sodus Community Library	3 or less	3 or less	6,342	4,392	10,734	9,514	1,220	12.8%
Walworth Seely Public Library	6 or less	6 or less	6,959	5,178	12,137	11,848	289	2.4%
Williamson Public Library	6 or less	6 or less	7,768	4,880	12,648	12,728	(80)	-0.6%
Wolcott Public Library	3 or less	3 or less	2,972	4,067	7,039	7,208	(169)	-2.3%
Total Wayne County			81,524	61,370	142,894	134,751	8,143	6.0%
Wyoming County								
Arcade Free Library	3 or less	3 or less	4,713	5,382	10,095	9,379	716	7.6%
Cordelia A. Greene Library	3 or less	3 or less	2,592	2,660	5,252	5,652	(400)	-7.1%
Eagle Free Library	3 or less	3 or less	2,082	585	2,667	2,292	375	16.4%
Gainesville Public Library, Town of	3 or less	3 or less	3,548	1,264	4,812	4,288	524	12.2%
Perry Public Library	3 or less	3 or less	3,936	4,812	8,748	7,415	1,333	18.0%
Pike Library	3 or less	3 or less	1,366	1,696	3,062	2,667	395	14.8%
Stevens Memorial Community Library	3 or less	3 or less	5,571	4,767	10,338	9,710	628	6.5%
Warsaw Public Library	3 or less	3 or less	5,017	4,937	9,954	9,216	738	8.0%
Wyoming Free Circulating Library Association	3 or less	3 or less	746	796	1,542	1,346	196	14.6%
Total Wyoming County			29,571	26,899	56,470	51,965	4,505	8.7%
System Grand Totals			216,865	212,507	429,372	404,865	24,507	6.1%

**OWWL Library System
Interlibrary Loan Growth
(HOLDS)**



OWWL Library System Library Materials 2022 - 2024
(sorted by 2024 Total Library Materials Expenditures)

	Lib Mat 3 year average	2024 Library Materials Expenditures						2023 Library Materials Expenditures						2022 Library Materials Expenditures					
		Print	Electronic	Other	Total	% +/- over	% of Total	Print	Electronic	Other	Total	% +/- over	% of Oper	Print	Electronic	Other	Total	% +/- over	% of Oper
						2023	Expenses **					2022	Expenses **					2021	Expenses **
Wood	\$109,824	\$49,832	\$58,456	\$18,295	\$126,583	16%	10%	\$48,188	\$43,437	\$17,413	\$109,038	16%	9%	\$54,741	\$30,414	\$8,696	\$93,851	35%	9%
Victor	\$90,567	\$78,458	\$14,597	\$9,431	\$102,486	19%	12%	\$61,989	\$15,851	\$8,453	\$86,293	4%	9%	\$60,501	\$14,496	\$7,925	\$82,922	37%	9%
Geneva	\$77,465	\$42,211	\$17,592	\$12,701	\$72,504	-2%	7%	\$46,597	\$11,601	\$15,739	\$73,937	-14%	7%	\$50,786	\$7,254	\$27,914	\$85,954	30%	10%
Wadsworth	\$59,419	\$38,276	\$21,400	\$7,821	\$67,497	23%	14%	\$31,365	\$13,560	\$10,151	\$55,076	-1%	11%	\$32,264	\$13,365	\$10,055	\$55,684	34%	13%
Newark	\$45,201	\$30,215	\$22,253	\$7,620	\$60,088	76%	8%	\$18,794	\$10,441	\$4,832	\$34,067	-18%	6%	\$24,797	\$15,701	\$949	\$41,447	-19%	6%
Macedon	\$49,572	\$27,416	\$11,603	\$6,710	\$45,729	3%	11%	\$26,457	\$16,842	\$1,169	\$44,468	-24%	12%	\$29,112	\$15,621	\$13,787	\$58,520	52%	14%
Ontario	\$47,602	\$35,880	\$6,629	\$2,010	\$44,519	-10%	7%	\$32,485	\$13,931	\$3,106	\$49,522	2%	9%	\$27,352	\$17,883	\$3,530	\$48,765	61%	9%
Palmyra	\$40,234	\$24,435	\$9,890	\$7,415	\$41,740	4%	11%	\$25,789	\$4,500	\$9,887	\$40,176	4%	11%	\$22,196	\$7,000	\$9,590	\$38,786	1%	11%
Livonia	\$33,169	\$29,750	\$6,749	\$4,944	\$41,443	32%	8%	\$23,774	\$6,355	\$1,380	\$31,509	19%	7%	\$19,216	\$5,000	\$2,338	\$26,554	-8%	6%
Williamson	\$36,336	\$20,557	\$14,982	\$4,559	\$40,098	7%	8%	\$21,500	\$11,694	\$4,421	\$37,615	20%	8%	\$17,371	\$8,970	\$4,955	\$31,296	-14%	8%
Sodus	\$35,837	\$24,863	\$7,219	\$7,004	\$39,086	8%	-12%	\$23,462	\$5,637	\$6,996	\$36,095	12%	11%	\$20,547	\$4,704	\$7,080	\$32,331	-8%	11%
Lima	\$34,132	\$27,376	\$5,144	\$4,245	\$36,765	13%	19%	\$22,920	\$3,818	\$5,775	\$32,513	-2%	18%	\$22,979	\$3,327	\$6,812	\$33,118	-10%	19%
Warsaw	\$34,082	\$26,187	\$3,282	\$6,131	\$35,600	11%	14%	\$22,008	\$3,186	\$6,977	\$32,171	-7%	13%	\$23,310	\$5,374	\$5,792	\$34,476	61%	14%
Dansville	\$36,968	\$22,345	\$5,000	\$5,831	\$33,176	-7%	5%	\$26,120	\$4,000	\$5,598	\$35,718	-15%	6%	\$26,485	\$3,200	\$12,325	\$42,010	-8%	8%
Avon	\$30,114	\$18,530	\$10,140	\$3,870	\$32,540	20%	11%	\$16,577	\$4,429	\$6,021	\$27,027	-12%	10%	\$17,014	\$4,300	\$9,460	\$30,774	14%	12%
Lyons	\$36,212	\$26,971	\$1,396	\$4,064	\$32,431	-1%	8%	\$24,237	\$1,355	\$7,263	\$32,855	-24%	8%	\$33,893	\$1,316	\$8,142	\$43,351	37%	11%
Bloomfield	\$23,168	\$15,924	\$8,243	\$6,188	\$30,355	37%	11%	\$13,658	\$5,448	\$3,125	\$22,231	31%	12%	\$11,699	\$3,400	\$1,820	\$16,919	-12%	12%
Naples	\$26,359	\$21,019	\$2,465	\$6,734	\$30,218	16%	11%	\$16,802	\$2,393	\$6,750	\$25,945	13%	12%	\$16,820	\$2,323	\$3,770	\$22,913	-7%	12%
Mount Morris	\$26,025	\$25,524	\$3,681	\$461	\$29,666	43%	17%	\$17,841	\$2,250	\$701	\$20,792	-25%	13%	\$24,410	\$2,288	\$918	\$27,616	0%	19%
Clyde-Savannah	\$30,525	\$15,805	\$3,929	\$6,815	\$26,549	-21%	8%	\$18,639	\$3,868	\$10,920	\$33,427	6%	10%	\$18,786	\$4,653	\$8,161	\$31,600	3%	11%
Clifton Springs	\$22,306	\$19,090	\$1,751	\$5,551	\$26,392	29%	7%	\$16,437	\$1,700	\$2,270	\$20,407	1%	5%	\$15,522	\$1,525	\$3,073	\$20,120	8%	7%
Bell	\$19,274	\$17,906	\$3,429	\$2,969	\$24,304	33%	14%	\$14,392	\$2,273	\$1,662	\$18,327	21%	13%	\$12,071	\$1,456	\$1,663	\$15,190	4%	11%
Marion	\$22,698	\$14,955	\$4,935	\$2,725	\$22,615	-4%	12%	\$18,400	\$2,900	\$2,246	\$23,546	7%	13%	\$18,448	\$2,100	\$1,385	\$21,933	9%	14%
Honeoye	\$24,012	\$14,662	\$4,323	\$2,798	\$21,783	-10%	14%	\$16,621	\$4,651	\$3,026	\$24,298	-6%	17%	\$14,782	\$6,938	\$4,234	\$25,954	-11%	17%
Arcade	\$19,464	\$15,725	\$2,600	\$2,060	\$20,385	3%	9%	\$14,396	\$2,524	\$2,952	\$19,872	10%	9%	\$12,048	\$2,450	\$3,636	\$18,134	-9%	9%
Stevens	\$13,996	\$17,291	\$1,880	\$541	\$19,712	92%	8%	\$8,110	\$1,825	\$337	\$10,272	-14%	5%	\$9,319	\$2,195	\$489	\$12,003	-48%	6%
Walworth	\$23,414	\$8,245	\$4,995	\$6,281	\$19,521	-27%	7%	\$13,017	\$5,692	\$7,861	\$26,570	10%	9%	\$10,079	\$5,485	\$8,586	\$24,150	-28%	9%
Phelps	\$17,776	\$12,954	\$1,340	\$3,910	\$18,204	1%	7%	\$12,915	\$1,300	\$3,896	\$18,111	6%	7%	\$10,952	\$1,262	\$4,800	\$17,014	5%	8%
Caledonia	\$17,824	\$13,599	\$1,252	\$1,760	\$16,611	-9.8%	12%	\$14,034	\$1,216	\$3,163	\$18,413	-0.2%	16%	\$14,129	\$1,181	\$3,138	\$18,448	11%	16%
Wolcott	\$14,527	\$10,744	\$4,012	\$1,562	\$16,318	15%	10%	\$9,132	\$2,555	\$2,531	\$14,218	9%	10%	\$7,315	\$2,071	\$3,659	\$13,045	2%	10%
Perry	\$14,109	\$10,628	\$2,364	\$2,468	\$15,460	6%	5%	\$10,590	\$2,295	\$1,718	\$14,603	19%	6%	\$8,908	\$2,228	\$1,129	\$12,265	-9%	5%
Red Jacket	\$14,652	\$12,200	\$1,697	\$1,525	\$15,422	-14%	7%	\$14,471	\$2,069	\$1,375	\$17,915	69%	7%	\$7,804	\$1,600	\$1,214	\$10,618	8%	6%
Gorham	\$12,825	\$11,813	\$960	\$1,205	\$13,978	12%	10%	\$10,208	\$932	\$1,391	\$12,531	5%	8%	\$9,194	\$905	\$1,867	\$11,966	-15%	10%
T. Gainesville	\$14,623	\$11,269	\$358	\$167	\$11,794	-3%	13%	\$11,426	\$375	\$303	\$12,104	-39%	21%	\$18,992	\$338	\$640	\$19,970	31%	28%
Cordelia A. Greene	\$11,239	\$8,577	\$530	\$2,309	\$11,416	1%	9%	\$8,858	\$515	\$1,895	\$11,268	2%	8%	\$8,484	\$500	\$2,048	\$11,032	2%	12%
Bristol	\$9,423	\$7,442	\$581	\$1,860	\$9,883	9%	11%	\$7,137	\$564	\$1,401	\$9,102	-2%	11%	\$7,055	\$548	\$1,682	\$9,285	-3%	11%
Rose	\$7,239	\$5,485	\$821	\$2,170	\$8,476	35%	9%	\$3,794	\$436	\$2,036	\$6,266	-10%	6%	\$5,276	\$1,509	\$190	\$6,975	55%	10%
Eagle	\$4,779	\$3,779	\$258	\$679	\$4,716	5%	6%	\$3,782	\$250	\$466	\$4,498	-12%	8%	\$4,389	\$196	\$539	\$5,124	32%	10%
Red Creek	\$3,843	\$3,540	\$594	\$336	\$4,470	21%	6%	\$3,315	\$188	\$178	\$3,681	9%	4%	\$2,896	\$183	\$299	\$3,378	-6%	5%
Pike	\$2,345	\$1,945	\$237	\$0	\$2,182	-4%	3%	\$2,036	\$230	\$0	\$2,266	-12%	5%	\$2,265	\$223	\$100	\$2,588	-5%	6%
Allens Hill	\$1,414	\$1,212	\$140	\$140	\$1,492	-0.3%	5%	\$1,198	\$136	\$163	\$1,497	20%	6%	\$917	\$132	\$203	\$1,252	41%	5%
Wyoming	\$1,458	\$665	\$372	\$16	\$1,053	-15%	2%	\$451	\$361	\$432	\$1,244	-40%	2%	\$1,471	\$350	\$255	\$2,076	6%	3%
Totals	\$1,196,050	\$825,300	\$274,079	\$175,881	\$1,275,260			\$753,922	\$219,583	\$177,979	\$1,151,484			\$756,595	\$205,964	\$198,848	\$1,161,407		

**Operating Expenses INCLUDE capital and debt expenditures from the Operating Fund.

**SIZE COMPARISON WITH STAFFING INFORMATION
LIVINGSTON AND ONTARIO LIBRARIES**

2024	Type of Library	Area Chartered To Serve	2020 Census	Registered Borrowers	Min Public Service Hours/Week	Days Open Per Week	Total Holdings *	Total Circulation *	Actual Hrs/Wk FT Staff	Librarian (w/MLS) FTE	Lib. Manager (w/o MLS) FTE	Librarian FTE	Library Specialist FTE	Other Staff FTE	Staffing Totals FTE
LIVINGSTON															
Avon		Assoc-Town of Avon	6,939	2,666	48	6	24,699	5,866	40	0.0	1.0	0.0	0.0	3.3	4.25
Caledonia		Assoc-Town of Caledonia	4,154	1,803	26	5	15,691	2,392	35	0.0	1.0	0.0	0.0	0.8	1.80
Dansville		Pub-Dansville Sch Dist	9,780	3,265	51	6	33,927	6,198	38	1.0	0.0	0.0	1.0	4.8	6.80
Wadsworth		Pub-Geneseo Sch Dist	11,196	3,723	50	6	31,202	6,680	38	1.0	0.0	1.0	0.0	4.4	6.38
Lima		Pub-Town of Lima	4,154	1,233	33	6	20,121	5,018	35	0.0	1.0	0.0	0.0	2.1	3.12
Livonia		Pub-Town of Livonia	7,497	3,419	46	6	23,472	5,463	32	1.0	0.0	0.0	0.0	5.1	6.10
Mount Morris		Assoc-Village of Mt. Morris	2,898	947	32	5	16,613	2,956	32	0.0	1.0	0.0	0.0	1.4	2.37
Bell		Pub-Dalton/Nunda SD	4,571	855	35	5	17,180	2,540	35	0.0	1.0	0.0	0.0	1.5	2.50
Total			51,189	17,911			182,905	37,113							
ONTARIO															
		Assoc-Other													
Allens Hill		(specified census blocks)	327	122	14	4	9,346	1,505	14	0.0	0.5	0.0	0.0	0.5	1.00
Bloomfield		Pub-Bloomfield Sch Dist	6,708	1,912	48	6	15,437	3,887	38	0.0	1.0	0.0	0.8	2.2	3.95
Bristol		Assoc-Town of Bristol	2,284	568	20	5	9,559	2,940	30	0.0	1.0	0.0	0.0	0.9	1.93
Clifton Springs		Assoc-Village of Clifton Springs	2,209	2,164	47	6	18,010	4,540	35	0.0	1.0	0.0	3.3	1.0	5.30
Geneva		Pub-Geneva Sch Dist	17,208	5,829	58	6	54,873	15,034	35	1.0	0.0	5.0	0.0	10.1	16.06
Gorham		Assoc-Marucs Whitman Central SD	9,717	1,575	38	7	23,651	6,600	36	1.0	0.0	0.0	0.0	1.1	2.14
Honeoye		Assoc-Town of Richmond	3,360	1,519	28	5	16,138	3,828	28	0.0	1.0	0.0	0.0	3.0	3.98
Naples		Pub-Naples Sch Dist	5,176	1,871	46	6	20,557	3,118	36	0.0	1.0	0.0	0.0	3.0	4.00
Phelps		Assoc-Town of Phelps	6,637	1,561	52	6	26,461	5,490	40	0.0	1.0	0.0	2.5	0.0	3.50
Red Jacket		Pub-Manchester/Shortsville Sch Dist	5,961	1,301	35	5	11,938	1,520	35	0.0	1.0	0.0	1.0	1.7	3.72
Victor		Assoc-Victor Sch Dist	26,813	9,922	63	7	45,795	11,810	38	1.0	0.0	3.0	0.0	5.6	9.57
Wood		Assoc-Canandaigua Sch Dist	26,977	11,693	64	7	53,943	8,385	35	1.0	0.0	3.0	4.0	8.0	16.00
Total			113,377	40,037			305,708	68,657							
System TOTALS			286,631	97,820			1,001,371	216,865							

*Total Holdings and Total Circulation do not include electronic materials

**SIZE COMPARISON WITH STAFFING INFORMATION
WAYNE AND WYOMING LIBRARIES**

2024	Type of Library	Area Chartered To Serve	2020 Census	Registered Borrowers	Public Service Hours/Week	Days Open Per Week	Total Holdings *	Total Circulation *	Actual Hrs/Wk FT Staff	Librarian (w/MLS) FTE	Lib. Manager (w/o MLS) FTE	Librarian FTE	Library Specialist FTE	Other Staff FTE	Staffing Totals FTE
WAYNE															
Clyde	Pub-Clyde-Savannah Sch Dist		5,521	1,661	35	6	55,042	10,720	38	1.0	0.0	0.0	0.0	3.1	4.05
Lyons	Pub-Lyons Sch Dist		6,806	2,345	47	6	23,494	7,404	35	0.0	1.0	1.5	0.0	3.3	5.75
Macedon	Pub-Town of Macedon		9,270	3,331	48	6	35,675	9,078	40	1.0	0.0	0.0	2.0	2.9	5.90
Marion	Pub-Town of Marion		4,566	1,537	35	6	14,226	3,337	35	0.0	1.0	0.0	0.0	2.1	3.06
Newark	Pub-Newark Sch Dist		14,533	4,294	50	6	31,737	8,760	35	1.0	0.0	0.0	1.0	12.5	14.49
Ontario	Pub-Town of Ontario		10,446	3,721	39	6	29,017	7,739	35	1.0	0.0	1.0	1.5	3.5	7.00
Palmyra	Pub-Spec Legislative District		6,446	3,035	47	6	18,163	5,046	40	0.0	1.0	0.0	0.8	3.0	4.75
Red Creek	Assoc-Village of Red Creek		495	464	32	6	12,099	2,318	32	0.0	1.0	0.0	0.0	0.3	1.25
Rose	Assoc-Town of Rose		2,291	404	24	4	14,084	3,081	24	0.0	1.0	0.0	0.0	1.0	2.00
Sodus	Pub-Sodus Sch Dist		7,209	2,343	59	6	38,397	6,342	35	1.0	0.0	0.0	0.0	3.5	4.50
Walworth	Pub- 414 -Town of Walworth		9,253	2,660	52	6	29,553	6,959	40	1.0	0.0	0.0	0.0	3.7	4.73
Williamson	Pub-Town of Williamson		6,860	2,804	54	6	39,096	7,768	38	1.0	0.0	0.0	1.0	4.0	6.04
Wolcott	Assoc-Village of Wolcott		1,556	1,090	31	6	11,453	2,972	31	0.0	1.0	0.0	0.0	1.6	2.62
Total			85,252	29,689			352,036	81,524							
WYOMING															
Arcade	Assoc-Town of Arcade		4,187	2,602	40	6	26,601	4,713	38	0.0	1.0	0.0	1.0	1.5	3.49
Stevens	Pub-Attica School Dist		11,634	1,731	40	6	28,445	5,571	40	1.0	0.0	0.0	0.0	3.0	4.00
Eagle	Assoc-Town of Eagle		1,105	312	20	5	16,145	2,082	20	0.0	1.0	0.0	0.0	0.2	1.15
C.A. Greene	Assoc-Town of Castile		2,711	846	30	5	14,033	2,592	35	0.0	1.0	0.0	0.0	1.0	2.02
Perry	Pub-Perry Sch Dist		7,275	1,794	46	6	19,877	3,936	38	1.0	0.0	1.0	0.0	1.5	3.54
Pike	Assoc-Town of Pike		975	216	20	4	10,777	1,366	20	0.0	1.0	0.0	0.0	0.4	1.35
Gainesville	Pub-Town of Gainesville		2,009	514	22	6	18,875	3,548	25	0.0	1.0	0.0	0.0	0.3	1.25
Warsaw	Pub-Town of Warsaw		5,316	1,809	41	6	16,551	5,017	38	1.0	0.0	0.7	0.7	0.8	3.11
Wyoming	Assoc-Wyoming Central SD		1,601	359	23	4	9,418	746	22	0.0	1.0	0.0	0.0	0.0	1.00
Total			36,813	10,183			160,722	29,571							
System TOTALS			286,631	97,820			1,001,371	216,865							

*Total Holdings and Total Circulation do not include electronic materials

**LIBRARY DIRECTOR'S INCOME
2025**

LIVINGSTON LIBRARIES	YEARS RECEIVING DIRECTOR SALARY	HOURS/WEEK WORKED	2025 INCOME
AVON	2	40	\$61,000
BELL	27	35	\$51,870
CALEDONIA	<1	28	\$45,000
DANVILLE	3	37.5	\$64,350
LIMA	1	35.0	\$44,690
LIVONIA	2	32	\$68,547
MOUNT MORRIS	2	35	\$55,000
WADSWORTH	2	37.5	\$67,000

ONTARIO LIBRARIES	YEARS RECEIVING DIRECTOR SALARY	HOURS/WEEK WORKED	2025 INCOME
ALLENS HILL	6	10-13	\$4,418
BLOOMFIELD	1	37.5	\$60,000
BRISTOL	<1	30	\$33,120
CLIFTON SPRINGS	6	37.5	\$59,085
GENEVA	2	35	\$84,872
GORHAM	9	36	\$56,235
HONEOYE	5	30	\$41,500
NAPLES	<1	36	\$62,000
PHELPS	vacant	40	\$60,406
RED JACKET	3	35	\$50,240
VICTOR	8	37.5	\$90,000
WOOD	13	35	\$101,766

**LIBRARY DIRECTOR'S INCOME
2025**

WAYNE LIBRARIES	YEARS RECEIVING DIRECTOR SALARY	HOURS/WEEK WORKED	2025 INCOME
CLYDE	9	38.0	\$60,406
LYONS	<1	35.0	\$54,650
MACEDON	11	40.0	\$66,775
MARION	17	35.0	\$47,380
NEWARK	3	35.0	\$65,151
ONTARIO	<1	35.0	\$73,000
PALMYRA	2	40.0	\$57,928
RED CREEK	3	32.0	\$30,950
ROSE	6	30.0	\$40,310
SODUS	7	35.0	\$48,504
WALWORTH	7	40.0	\$73,840
WILLIAMSON	12	37.5	\$65,641
WOLCOTT	34	31.0	\$36,120

WYOMING LIBRARIES	YEARS RECEIVING DIRECTOR SALARY	HOURS/WEEK WORKED	2025 INCOME
ARCADE	1	37.5	\$45,000
CORDELIA A GREENE	4	35.0	\$40,131
EAGLE	7	20.0	\$19,000
GAINESVILLE	10	24.0	\$24,133
PERRY	4	37.5	\$62,317
PIKE	15	20.0	\$20,800
STEVENS	<1	40.0	\$60,000
WARSAW	13	37.5	\$61,200
WYOMING	18	22.0	\$27,075

2025 STAFF WAGES - Minimum Wage \$15.50

LIVINGSTON LIBRARIES	Librarian (MLS) (other than Director)	Library Asst II or Other	Library Assistant	Other Youth Services Personnel	Sr. Clerk	Clerk	Page	Custodial
AVON				\$21.75	\$23.00	\$17.00		Contract \$110/wk.
BELL		Part Time Treasurer \$15.50				\$17.00	\$15.50	
CALEDONIA					\$15.75	\$15.50		\$200/month
DANSVILLE		PT Treasurer \$20.50/hr	\$21.00			\$16.60-\$20.00	\$15.50	\$19.00
LIMA					\$17.75	\$15.50	\$15.50	\$16.20
LIVONIA		Technology Coordinator (FT) \$33,545		Children & Family Services Program Coordinator (FT) \$43,621 Technology & Youth Services Library Asst. (FT) \$23.49/hr		\$16.05-\$16.52	\$16.05	\$17.89
MOUNT MORRIS					\$19.00	\$15.50 - \$17.00		
WADSWORTH	\$67,000				\$18.25	\$16.70-\$18.00	\$16.70	Contract \$1,015/mo.

ONTARIO LIBRARIES	Librarian (MLS) (other than Director)	Library Asst II or Other	Library Assistant	Other Youth Services Personnel	Sr. Clerk	Clerk	Page	Custodial
ALLENS HILL						\$17.50		
BLOOMFIELD		Treasurer \$38.00/hour	\$21.50	\$16.50	\$17.25	Clerk \$16.50 Library Aides \$16.00		\$15.50
BRISTOL					\$17.00	\$15.50		
CLIFTON SPRINGS			Adult Services \$21.00	\$22.00	\$18.00	\$15.50		
GENEVA	\$44,474-\$46,609	\$24.24-\$25.69/hour	\$22.18/hr	\$25.69	\$20.98	\$15.91-\$18.96	\$16.23	\$20.68
GORHAM					\$17.54	\$16.98-\$17.12		
HONEOYE		Bookkeeper \$20.00/hr				\$16.00 - \$17.00		Contract \$550/mo.
NAPLES				\$21.00		\$18.00-\$20.00		Contract 4 visits/month \$15.50/hr
PHELPS		Bookkeeper \$17.51/hr.	\$20.11			\$15.75-\$17.94		\$15.50
RED JACKET		Treasurer \$595/month	\$19.47	\$15.80		\$15.50-\$17.00		Contract \$186.05/month
VICTOR	\$45,000 - \$65,000	\$42,000 - \$60,000		\$42,000 - \$60,000		\$15.80 - \$20.00		Contract \$1450/month
WOOD	\$55,000-\$64,000	\$50,000 - \$60,000				\$15.78 - \$21.33		\$18.00

2025 STAFF WAGES - Minimum Wage \$15.50

WAYNE LIBRARIES	Librarian (MLS) (other than Director)	Library Asst II or Other	Library Assistant	Other Youth Services Personnel	Sr. Clerk	Clerk	Page	Custodial
CLYDE					\$20.93	\$15.50-\$21.54	\$15.50	\$16.11
LYONS		Account Clerk \$21.25/hr.		\$16.50		\$16.00-\$20.00		\$17.00
MACEDON	Youth Services \$20.00/hr.	Treasurer \$550/month	\$22.20/hr			\$15.50-\$17.82	\$15.50	
MARION						\$15.71-\$19.67		\$17.94
NEWARK			\$26.74/hr	\$25.65/hr		\$15.65-\$21.47		\$16.83-\$18.26
ONTARIO		Programming Clerk - \$23-\$25	\$19.00-\$29.00			\$16.70-\$22.00	\$15.50-\$16.50	
PALMYRA				Youth Specialist \$17.78	\$17.94-\$18.59	\$15.94-\$16.04		\$210/wkly; Bldg Asst \$20/hr
RED CREEK						\$15.50		\$15.50
ROSE						\$17.00		\$75.00/wk
SODUS		PT Treasurer \$12,126		\$19.40		\$16.51-20.43		\$16.51/hr
WALWORTH	Librarian 1 \$22.00; Librarian 1 - Youth Services \$22.00	Bookkeeper \$20.00				\$15.75-\$20.17		
WILLIAMSON	Youth Services \$41,067 37.5 hrs/wk					\$16.50		\$15.50/hr
WOLCOTT						\$15.50-\$15.85		\$325/month

WYOMING LIBRARIES	Librarian (MLS) (other than Director)	Library Asst II or Other	Library Assistant	Other Youth Services Personnel	Sr. Clerk	Clerk	Page	Custodial
ARCADE		Asst. Director \$22.90/hr		\$16.05		\$15.50-\$16.30		\$15.50
CORDELIA A GREENE			\$18.00			\$15.50		\$18.00
EAGLE						\$15.50		
GAINESVILLE		Cataloger \$70.00/month					\$15.50	
PERRY	\$22.63		\$17.85			\$15.80		\$17.85/hr
PIKE	\$20.00					\$15.50		\$30.00/week
STEVENS				\$17.50		\$15.50-\$16.80		\$15.50
WARSAW	\$22.75			\$29,952 (24 salaried hours, addt'l hours worked, hourly rate \$24.00 /hr added to weekly salaried rate		\$15.50-\$18.00		
WYOMING		Treasurer \$3,300/year				\$15.50		\$15.50

BENEFITS SUMMARY 2025

LIVINGSTON LIBRARIES	Retirement	Health Insurance	Vacation	Sick	Other
AVON	Permanent staff employed by the library for >1 year who made >\$5,000 in the previous calendar year - Simple IRA + 3% Match; Roth option available	no	PTO-Salaried: 1-5yrs (2wks+16hrs + 50hrs Paid Sick); 6-10yrs (3wks+16hrs + 50hrs Paid Sick); 11+yrs (4wks+16hrs + 50hrs Paid Sick) FT30+hrs: 1-5yrs (2 scheduled work weeks+2 days + 50 hrs Paid Sick); 6-10yrs (3 scheduled work wks+2days+50hrs Paid Sick); 11+yrs (4 scheduled work wks+2 days+50 hrs Paid Sick) PT<30hrs: 1-5yrs (1 scheduled work wk+accrued Paid Sick); 6-10yrs (2 scheduled work wks+accrued Paid Sick); 11+yrs (3 scheduled work wks+accrued Paid Sick)		Bereavement, Paid Holidays
CALEDONIA	no	no	Director -100 hours PTO; Sr Clerk 80 hours PTO; Clerk 40 hours PTO		paid holidays on days typically scheduled to work
DANSVILLE	All staff offered: NYS Retirement & NYS Deferred Compensation Plan	Full time staff only: 50% BC/BS - single person only	Director - 2wks, 5-9yrs: 3wks, 10-14yrs: 4wks, 15+yrs: 5wks All staff - 1-2yrs: 1wk, 3-5yrs: 2wks, 6-14yrs: 3wks; FT only 15+ yrs: 4wks	All staff accrue 1 hr sick per 20 hours worked, max of 90 hours per leave year	FT: paid holidays, 3 days personal PT: paid holidays on days typically scheduled, 2 personal days All: 3 days bereavement
WADSWORTH	NYS Retirement	Salaried Staff - \$950/month	Director: negotiated; Librarian: 3 wks; 5 years 4 wks; 10 yrs 5 wks; 15 years 5 wks; Clerks: 3 wks; 10 yrs 4 wks; 20 yrs 5 wks	Director: 10 days FT Staff: 5 days; Part Time: 1 hr for every 30hrs worked	FT staff - 3 personal days; 5 bereavement days; paid holidays for FT; PT when they are scheduled to work
LIMA	NYS Retirement	Preferred Care for full-time staff only	2 weeks - Manager; 1-2 weeks - Clerks	FT-12 days; PT 1 yr-1week; PT 4 yrs-2 wks - NO accum.	paid holidays
LIVONIA	NYS Retirement	Full time staff only: Excellus	Full Time Staff only: 6 months -2 years (5 days) 5 additional days after 1 year; 2-10 years (2 wks); 10-16 years (3 wks); 16+ years (4wks)	FT staff only: 6 days to use starting January 1st - new employees earn 1/2 sick day per month until Jan 1st	paid holidays for full-time
MOUNT MORRIS	no	no	3 weeks	1 day/mo to 36 days	paid holidays for full-time only
BELL	Full time staff only: TSA	Full time staff only: BC/BS	Full time staff: PT 1/2 full time Lib Manager: 5 years - 2 wks. 10 years - 3 weeks; 15 years - 4 weeks	Full time staff: PT 1/2 full time one day/mo.	Full time staff: PT 1/2 full time 10 Holidays; 3 Bereavement days; 1 Personal day

BENEFITS SUMMARY 2025

ONTARIO LIBRARIES	Retirement	Health Insurance	Vacation	Sick	Other
ALLENS HILL	no	no	no	no	no
BLOOMFIELD	FT staff - 403(b)	FT staff - \$1,500 stipend	FT: 0-1 yr - 2 weeks; 2-3 yrs - 3 weeks; 4-10 yrs 4 weeks; Over 10 yrs - 5 weeks PT: .02 hrs/every hour worked accrual based	All staff: 1 hr accrued for every 30 hrs worked	All staff get paid holiday = what they were scheduled to work that day Closed 14 holidays
BRISTOL	no	no	no	no	no
CLIFTON SPRINGS	no	no	Director: 2 weeks; 3 wks after 1 yrs Clerks: 1 wk, 2 wks after 3 yrs, 3 wks after 10 yrs	Full time: 1 day/mo. Pro-rated for part-time	Director: 2 personal days
GENEVA	NYS Retirement NYS Deferred Compensation	Choice of 4 plans - \$6,200/yr for 30 hr. week	PTO ranging from 133 - 238 hours for FT; pro-rated for PT	Only carryover from PTO	
GORHAM	no	no	Director - 2 weeks, 3 wks after 5 yrs; Clerk - 3 days after 1yr, earn an additional day each year after 2yrs	5 days/year	
HONEOYE	no	no	2 weeks - Director	Staff: 8 hours/yr. - cumulative	4 pd. Holidays of choice
NAPLES	NYS Retirement	Healthy NY EOP Excellus 70% covered by library or Stipend for Director - \$2,500; FT staff \$2,000	Director: 0-4 yrs 2wks; 5-10yrs 3 wks; 10+yrs 4 wks; FT staff 0-4 years 1 week; 4-10 years 2 weeks; 10+ years 3 weeks; PT-none; Vacation time in non-cumulative	Director 10 days/year FT/PT: 1 hour for 30 hours worked.	Director: 5 personal days, non-cumulative; FT: 3 personal days , non-cumulative; Floating Holidays for staff whose normal off days occur on paid holiday
PHELPS	no	Excellus at cost for Director: HSA \$100-\$250/yr on sliding scale based on wkly hours worked for all other eligible staff	Director: 10 days; Hourly:1-5 yrs (5 days); 6+ yrs (10 days) non-cumulative	Director: 8 days cum to 20days; Hourly:5days cum to 10 days minimum of 40hrs of sick time per NYS law	
RED JACKET	NYS Retirement; NYS Def Comp 457 plan	Director Only - \$5,800 towards health ins.	FT: after 1 yr - 70h; after 6 yrs - 105 h; after 11 yrs - 140 h may carry over 35 h yearly	FT: 70 h and may carry over 35 h; PT: 35 h and may carry over 17.5 h per year	FT - 11 paid holidays per year to be recommended by director and approved at annual board meeting
VICTOR	401k for all staff 21 yrs and older	Full time staff: Simply Blue PPO, high deductible plan single coverage plus HSA for professionals	PTO ranging from 180-255 hrs for FT;Pro-rated for PT		
WOOD	3% library contribution to Simple IRA for any employee earning \$5000/yr	BC/BS (90% individual plan up to 10% of salary)	FT: 3 wks 1-3yrs; 4 wks 4-7 yrs; 5 wks 8+yrs: PT: 1wk/1 yr; 2wks - 2yrs; 3 wks - 7 yrs	FT: 1 working day/mo.; PT: 1/2 work day/mo.	FT : 3 personal days per year; PT: 2 personal days; Basic Life Ins plan for all FT staff

BENEFITS SUMMARY 2025

WAYNE LIBRARIES	Retirement	Health Insurance	Vacation	Sick	Other
CLYDE	NYS Retirement - Director & 1 clerks	No	Director and FT : 1 Week; 2 Weeks after 5 years	Director and FT: 40 hrs per year; PT accrue 1 hr per 30 hrs worked	Director and FT: 7 paid holidays
LYONS	NYS Retirement	90% Director	All staff accrue vacation at the following rates based on years of employment: 1-10 years: 0.0400 hours per hour worked (equivalent to 2 weeks per year) 10+ years: 0.0612 hours per hour worked (equivalent to 3 weeks per year)Director accrues at 0.0612 hours per hour worked regardless of years of employment	All staff accrue sick time at a rate of 0.033 hours per hour worked (equivalent to 1 hour per 30 hours worked)	All staff receive 11 paid federal holidays;Director also receives two personal days; 2 days bereavement
MACEDON	NYS Retirement - full-time must opt in, part-time may choose to opt in	Full time:Blue Cross Blue Shield platinum-Single Payer 100%, Family 20/80; Dental Single payer 100%, Family employee pays all	Full Time - 80 hours with extra 40 hours at 10 years	Full time: up to 80 hours (10 days) Part Time: accrue and may use up to 40 hours (5 days)	Dir & FT: 12 paid holidays; Part-Time - 6 hours on Christmas Day
MARION	NYS Retirement	Excellus through Town of Marion \$1,637/mo Manager & \$655/mo Asst Manager	Manager -17 yrs service - 4 weeks; Staff: % based on hours worked	Manager: up to 10 days/yr Staff: % based on hrs worked	Full-time only/Manager: 13 paid holidays; FT - 3 personal days
NEWARK	NYS Retirement	Full time: Health Insurance - Library pays a flat rate per year of \$6,000 toward each staffs plan; dental reimbursement	Exempt/Admin - awarded 4 weeks per year for years 1-5, 6+ years awarded 5 weeks; FT - 1-2 yrs 2weeks, 3-6 years 3 weeks, 7+ years 4 weeks; PT - 1-3 yrs 1 week (equivalent of one week is the number of hours in an average work week), 4-6 years equivalent of 3 weeks.	Full Time - 7 hrs/month; Part-time % based on hours worked	Full time: 3 personal days; 11 paid holidays
ONTARIO	NYS Retirement	Full time: 80% Blue Choice & Dental; HRA \$1,500 full-time; Part-Time health care optional at cost	Director: 1 yr-15 days; 4 yrs-20 days; Lib: 1 yr-10 days; 5 yrs-15 days; 10 yrs - 20 days Clerks: 1 yr-1 wk; 3 yrs-2 wks; 6 yrs-3 wks; 15 yrs-4 wks pro-rated	FT - 12 days; PT - pro-rated	Bereavement 5 days; 11 paid holidays (pro-rated PT);
PALMYRA	NYS Retirement	no	FT: 1 yr-2 wk; after one year 4 weeks PT:1yr-1wk; 5 yrs-2wk; 10 yrs-3 wks (pro-rated)	Can accumulate - FT- 12 days/yr; PT-6 days/yr	Full-time: 11 paid holidays; Bereavement: FT 5 days, PT 1 week equivalent All employees get their birthday off with pay.
RED CREEK	no	no	Library Director - 32 hours; Paid time off @ 0.04 hrs/hrs worked	Paid sick leave & personal time @ 0.02 hrs/hrs worked	All employees -Holidays - 4 paid; Paid day off for employees birthday
ROSE	no	Director only	Director:20 hrs after 90 day prob per, >5 yrs - 40 hrs, > 10 yrs - 80 hrs; Clerk:15 hrs after 90 day prob per, > 5 yrs - 30hrs, > 10 yrs - 45 hrs	NY sick pay accrual	13 paid holidays
SODUS	NYS Retirement	no	Director: 2 weeks; 5-10 yrs (3wks); 10+ yrs (4 wks. max.) FT Staff:1-5 yrs -1 wk; 6-10 yrs - 2 wks, 10+ yrs 3 wks	All staff - sick time based on hours worked per week, 35 hours = 70 sick hours/yr	Bereavement 3 days; Director: Floating Holidays; FT staff Paid Holidays
WALWORTH	NYS Retirement	yes- optional for Director	Library Director - 5 days upon hire +5 days after 6 mos, 2 wks@ 2 yrs, 3 wks @ 3-7 yrs, 4 wks@ 8-12 yrs, 5 wks @ 13-19 yrs, 6 wks @ 20+ yrs; Staff: Pro-rated based on average hours worked per week in previous year (<15 hrs = 1.5 weeks, 15-24.9 hrs = 2.5 weeks, >25 hrs = 3.5 weeks of average hours worked) plus longevity bonus for 5+ years of service	PT - Accrue 1 hr per 30 hrs worked	Bereavement - 3 days (based on scheduled hours for PT) Library Director - Personal Days: 3 days upon hire, +5 days after 6 mos, 10 days annually on 2+ yr anniv; Paid Holidays; Paid Family leave for employees who work 20+ hrs per week, Misc leave per employee handbook
WILLIAMSON	All staff -NYS Retirement NYS Deferred Compensation or 1/2 cash to Director, FT and Staff over 20 hours and up to 37.5 hrs	Director: \$10,500 stipend for health care; FT: \$8,000 stipend for health care; Staff over 20 hours and up to 37.5 hours: stipend prorated by hours worked previous year based on \$8,000 full time for health care	The Director: 25 days of vacation and 22 hours personal time; Full-time staff: up to 4 weeks vacation and 22 hours personal time; Staff over 20 hours and up to 37.5 hours: up to 2 weeks vacation	Director, FT, and Staff over 20 hrs and up to 37.5 hrs 12 sick days	Director - 12 paid holidays; FT 12 paid holidays/Staurday crew receives 17 paid holidays, Staff over 20 hours and up to 37.5 hrs & Staff under 20 hours - 6 paid holidays
WOLCOTT	no	Director: Excellus	Director: 4 weeks	Director: 3 days	Director - 8 paid holidays

BENEFITS SUMMARY 2025

WYOMING LIBRARIES	Retirement	Health Insurance	Vacation	Sick	Other
ARCADE	no	Director only: stipend \$400/month	Director: 2 weeks paid vacation; Full-time employees will receive paid vacation as follows: First - Second Year: 5 vacation days; Third - Fourth Year: 10 vacation days; Fifth Year and Beyond: 15 vacation days		Director: 12 days of paid sick/personal days; Full-time employees will receive paid personal days as follows: First – Second Year: 5 personal days; Third – Fourth Year: 10 personal days; Fifth Year and Beyond: 12 personal day; PT Staff: 1 our of personal time for every 30 hours worked
CORDELIA A GREENE	no	no	1week after 1 yr; 2 weeks after 2 yrs; 3 weeks after 5 yrs - non-cumulative	Accrued at a rate of one hour for every 30 hours worked. Up to 42 hours per year can be used.	Holidays; Director: 2 personal days/year
EAGLE			2 weeks	12 hrs.	Paid holidays, set annually Bereavement - 12 hours
GAINESVILLE	NYS Retirement	no	Director - 2 weeks	Director - 3 days	Director: Paid holidays and 3 personal days
PERRY	NYS Retirement	FT Stipened - Director & YS Lib All staff paid Dental, Vision, prescription discount card	PTO FT staff: 1-5 years 165 hours; 5-10 years 202.5 hours; 10+ years 240 hours Part-time staff: 2 weeks PTO pro-rated to regular schedule		Full-time Employees: 12 Paid holidays; All staff: Bereavement leave
PIKE	no	no	2 weeks	1 week	Paid Federal holidays
STEVENS	NYS Retirement	Director Stipend	PTO Accrued: Director: 0-4 yrs - 20 days; 5-9 yrs - 25 days; 10+ yrs - 30 days; FT Exempt Librarians & Library employess: 0-4 yrs - 15 days; 5-9 yrs - 20 days; 10+ yrs - 25days; PT library staff:calculated each year based upon the last calendar year's hours worked		Paid holidays set annually by the Board
WARSAW	NYS Retirement	Director only: stipend	Director: 4 wks vacation 1/2 time Children's Spec: 1-5 yrs 1 wk; 6-10 yrs 2 wks;10+ yrs 3 wks; PT Librarian 30 hours - accrual of 60 hours allowed	Director & Children's Specialist: 1 day/month cumulative to 120 days PT Librarian 30 hrs/year (does not accure)	Director, PT Librarian & Children's Specialist: Paid holidays; Director only: 3 personal days; Director only:3 bereavement days
WYOMING	no	no	Director: 121.5 hours		Director: Paid National holidays