



2557 STATE ROUTE 21  
CANANDAIGUA, NY 14424

(585) 394-8260  
FAX: (585) 394-1935

[WWW.OWWL.ORG](http://WWW.OWWL.ORG)

---

July 8, 2024

To: OWWL Library System Member Library Directors  
From: Kelly Nemitz and Ron Kirsop  
Subject: ***2023-24 Budget Planning Kit***

Attached is the OWWL Library System's annual compilation of statistics from the 2023 State Annual Reports and self-reported information from member libraries. This resource is meant to assist in planning and decision-making for your library by offering a comparison to other libraries across the System.

Most charts are compiled by county with System-wide totals at the bottom of the page. Population figures are based on your chartered service area, as written in your charter which are obtained from the 2020 Census.

Per capita amounts calculated on the Local Tax Support reports are to be used as a guideline and should not be used for funding purposes.

Financial information in this report represents Operating Fund figures, and may not reflect all assets or expenses of a library. Libraries are not required to report to the State on endowment or other assets or funds originating with non-tax dollars, unless these dollars pass through the operating fund.

All 2023 figures come from the State Annual Reports. The first 8 pages and pages 36-43 use 2024 figures, rather than 2023.

As always, if you have any questions, please don't hesitate to reach out to either Ron or I.

**OWWL LIBRARY SYSTEM**  
**2023 - 2024 BUDGET PLANNING KIT**  
(Includes the following information from the 2023 Annual Reports  
for Livingston, Ontario, Wayne and Wyoming Counties)

**MAPS – Chartered Service Areas:** <https://bit.ly/3cfLqDe>

**CURRENT YEAR - LOCAL TAX SUPPORT**

Library Budget Referendum Votes <b>2024</b> .....	p. 1
Local Tax Support System-wide <b>2022-2024</b> , by rank.....	p. 2
Local Tax Support System-wide <b>2024</b> , by Per Capita.....	p. 3-4
Local Tax Support & Per CapitAs <b>2024</b> , by County.....	p. 5-8

**HISTORICAL DATA 2023**

**Financial**

Income 2023, by County .....	p. 9-12
Expenses 2023, by County .....	p. 13-16
Percentage Analysis of Operating Expenses 2023, by County.....	p. 17
Expenses 2023 System-wide, by rank.....	p. 18

**Holdings and Circulation**

Total Holdings 2023, by County .....	p. 19-20
Children’s Holdings and Circulation 2022/2023, by County .....	p. 21-22
Circulation Statistics Detail 2023, by County .....	p. 23-24
Total Circulation Breakout 2019-2023, Graph .....	p. 25
Circulation Statistics 2022/2023 by County.....	p. 26
OWWL2go Circulation 2019-2023 System-wide.....	p. 27
OWWL2go Circulation Breakout, 2023, by Library .....	p. 28
Interlibrary Loan Statistics 2022/2023, by County .....	p. 29-30
Resource Sharing among Libraries (Transit details) 2022/2023 .....	p. 31
Interlibrary Loan Growth 2004-2023, Graph .....	p. 32

**Collection Development**

Library Material Expenditures 2021 – 2023, by rank.....	p. 33
---	-------

**Personnel**

Size Comparison with Staffing Information 2023, by County.....	p. 34-35
Library Director Salaries & Hours <b>2024</b> , by County .....	p. 36-37
Staff Salaries <b>2024</b> , by County .....	p. 38-39
Benefits Summary <b>2024</b> , by County.....	p. 40-43

OWWL Cooperative Costs & System Funded Resources to Member Libraries **2024**:  
<https://bit.ly/3V1bBvb>

## Library Budget Referendum Votes 2024

School Dist Libraries (13)	Local Fiscal Year	2024 increase		total
Attica/Stevens	July-June	no vote held	0.0%	\$204,939
Bell	calendar*	\$3,805	2.8%	\$138,043
Bloomfield	July-June	\$132,238	70.3%	\$320,218
Clyde	calendar*	\$8,650	3.0%	\$293,650
Dansville	July-June	no vote held	0.0%	\$593,739
Geneva	July-June	\$30,323	3.0%	\$1,041,235
Lyons	July-June	\$16,811	4.3%	\$406,707
Naples	July-June	\$39,410	15.6%	\$291,819
Newark	July-June	no vote held	0.0%	\$628,682
Perry	calendar*	\$20,780	9.0%	\$251,660
Red Jacket	July-June	\$32,699	12.6%	\$292,462
Sodus	July-June	\$6,749	2.4%	\$291,860
Wadsworth	July-June	\$8,786	2.0%	\$448,092
<b>TOTAL</b>		<b>\$300,251</b>		<b>\$5,203,106</b>

Municipal Libraries (5)	Local Fiscal Year	2024 increase		total
Macedon	calendar*	no vote held	0.0%	\$20,000
Ontario	calendar*	no vote held	0.0%	\$10,000
Gainesville	calendar*	\$1,302	2.0%	\$66,361
Warsaw	calendar*	\$1,240	2.7%	\$46,571
Williamson	calendar*	no vote held	0.0%	\$438,096
<b>TOTAL</b>		<b>\$2,542</b>		<b>\$581,028</b>

Municipal Libraries Without Public Referendum (3)	
	Local Fiscal Year
Lima	calendar*
Livonia	calendar*
Marion	calendar*

Association Libraries (18)	Local Fiscal Year	2024 increase		total
Arcade	calendar*	no vote held	0.0%	\$113,500
Avon	calendar*	\$26,200	18.2%	\$170,000
Bliss/Eagle	calendar*	\$694	2.0%	\$35,392
Bristol	calendar*	no vote held	0.0%	\$1,000
Caledonia	calendar*	no vote held	0.0%	\$15,000
Castile	calendar*	\$5,314	7.0%	\$81,215
Clifton Springs	calendar*	\$4,000	4.4%	\$94,000
Gorham	calendar*	\$9,700	8.2%	\$128,500
Honeoye	calendar*	\$59,936	49.9%	\$180,000
Mt Morris	calendar*	\$20,000	15.4%	\$149,500
Phelps	calendar*	\$4,000	4.4%	\$94,000
Pike	calendar*	\$3,125	7.0%	\$47,774
Red Creek	calendar*	\$12,000	18.8%	\$76,000
Rose	calendar*	\$10,000	11.0%	\$101,100
Victor	calendar*	\$73,767	8.8%	\$913,400
Wolcott	calendar*	\$5,000	3.8%	\$137,000
Wood	calendar*	\$87,414	9.5%	\$1,007,564
Wyoming	calendar*	\$2,000	4.6%	\$45,495
<b>TOTAL</b>		<b>\$323,150</b>		<b>\$3,390,440</b>

Association Libraries Without Public Referendum (1)	
	Local Fiscal Year
Allens Hill	calendar*

Spec Dist Pub Lib (1)	Local Fiscal Year	2024 increase		total
Palmyra	calendar*	no vote held	0.0%	\$321,000
<b>TOTAL</b>		<b>\$0</b>		<b>\$321,000</b>

414 Pub Lib (1)	Local Fiscal Year	2024 increase		total
Walworth	calendar*	\$41,368	14.8%	\$320,000
<b>TOTAL</b>		<b>\$41,368</b>		<b>\$320,000</b>

\* calendar (January - December)

28 votes held; 28 Passed

10 "no vote held"

4 libraries not using public referendum process

**2023 - 2024 Local Support Comparisons - Systemwide**  
(sorted by 2024 Local Support)

	<b>CTS Population</b>	<b>2024 Local Support</b>	<b>2023 Local Support</b>
GENEVA	17,208	\$1,041,235	\$1,010,912
WOOD	26,977	\$1,007,564	\$920,150
VICTOR	26,813	\$913,400	\$839,633
NEWARK	14,533	\$628,682	\$652,322
ONTARIO	10,446	\$618,000	\$593,320
DANSVILLE	9,780	\$593,739	\$593,739
LIVONIA	7,497	\$480,370	\$472,560
WADSWORTH	11,196	\$448,092	\$432,814
WILLIAMSON	6,860	\$438,096	\$438,861
LYONS	6,806	\$406,707	\$389,896
MACEDON	9,270	\$374,266	\$352,793
PALMYRA	6,446	\$321,000	\$321,000
BLOOMFIELD	6,708	\$320,218	\$184,295
WALWORTH	9,253	\$320,000	\$294,632
CLYDE	5,521	\$293,650	\$285,000
RED JACKET	5,961	\$292,462	\$259,763
SODUS	7,209	\$291,860	\$285,111
NAPLES	5,176	\$291,819	\$222,600
AVON	6,939	\$279,000	\$253,800
WARSAW	5,316	\$262,421	\$253,331
PERRY	7,275	\$251,660	\$230,880
STEVENS	11,634	\$209,381	\$207,528
PHELPS	6,637	\$187,000	\$180,000
MARION	4,566	\$183,733	\$172,171
LIMA	4,154	\$160,586	\$160,586
ARCADE	4,187	\$150,542	\$152,042
MT. MORRIS	2,898	\$150,000	\$130,350
BELL	4,571	\$138,043	\$134,268
WOLCOTT	1,556	\$137,000	\$132,000
GORHAM	9,717	\$128,500	\$118,590
ROSE	2,291	\$122,200	\$112,200
HONEOYE	3,360	\$180,000	\$120,064
CLIFTON	2,209	\$113,200	\$109,200
CALEDONIA	4,154	\$95,000	\$80,000
CORDELIA	2,711	\$81,215	\$75,902
RED CREEK	495	\$76,000	\$64,000
BRISTOL	2,284	\$68,000	\$62,500
GAINESVILLE	2,009	\$66,361	\$65,059
WYOMING	1,601	\$55,495	\$53,495
PIKE	975	\$47,774	\$44,649
EAGLE	1,105	\$43,392	\$42,698
ALLENS HILL	327	\$25,400	\$24,000
	<b>286,631</b>	<b>\$12,293,063</b>	<b>\$11,528,714</b>

**2024 Systemwide Local Tax Support, sorted by total per capita**  
**(Town, Village, City, School District & Spec Legislative District Funding)**  
(all county grant funding excluded)

Support from a SINGLE source that is the library's chartered-to serve area is the only TRUE per capita. Single-source libraries are found in this chart ranked by per capita.				
Library and Chartered to Serve Area	2020			
	Population	Support	Per Cap	
Livonia Public Library(PL)	Town of Livonia	7,497	\$480,370	\$64.07
Dansville Public Lib (SDPL)	Dansville Sch Dist (P)	9,780	\$593,739	\$60.71
Geneva Public Library (SDPL)	Geneva Sch Dist (P)	17,208	\$1,041,235	\$60.51
Lyons Public Library (SDPL)	Lyons Sch Dist (P)	6,806	\$406,707	\$59.76
Clyde-Savannah Pub Lib (SDPL)	Clyde-Savannah Sch Dist (P)	5,521	\$293,650	\$53.19
Palmyra Community Lib (Spec)	Special Legislative District (P)	6,446	\$321,000	\$49.80
Naples Library (SDPL)	Naples Sch Dist (P)	5,176	\$291,819	\$56.38
Newark Public Library (SDPL)	Newark School District (P)	14,533	\$628,682	\$43.26
Red Jacket Comm Lib (SDPL)	Manchester/Shortsville SD (P)	5,961	\$292,462	\$49.06
Wadsworth Library (SDPL)	Geneseo School District (P)	11,196	\$448,092	\$40.02
Sodus Community Lib (SDPL)	Sodus School District (P)	7,209	\$291,860	\$40.49
Lima Public Library (PL)	Town of Lima	4,154	\$160,586	\$38.66
Marion Public Library (PL)	Town of Marion	4,566	\$183,733	\$40.24
Perry Public Library (SDPL)	Perry Sch Dist (P)	7,275	\$251,660	\$34.59
Walworth-Seely Public Library (PL)	Town of Walworth (P) - 414	9,253	\$320,000	\$34.58
Victor Farmington Library (AL)	Victor School District (P)	26,813	\$913,400	\$34.07
Wood Library Assoc (AL)	Canandaigua Sch Dist (P)	26,977	\$1,007,564	\$37.35
Bell Memorial Library (SDPL)	Keshequa Sch Dist (P)	4,571	\$138,043	\$30.20
Bloomfield Public Library (SDPL)	Bloomfield Sch Dist (P)	6,708	\$320,218	\$47.74
Gorham Free Library (AL)	Marcus Whitman Sch Dist (P)	9,717	\$128,500	\$13.22

**2024 Systemwide Local Tax Support, sorted by total per capita**  
**(Town, Village, City, School District & Spec Legislative District Funding)**  
(all county grant funding excluded)

*Per capita for this report is to be used as a guideline and should not be used for funding purposes.*

Library and Chartered to Serve Area	Funding Sources	2020			
		Population	Support	Per Cap	Total
Williamson Pub Lib (PL)	Town of Williamson	6,860			
	Williamson SD (P)	6,749	\$438,096	\$64.91	\$438,096
Ontario Public Library (PL)	Town of Ontario	10,446	\$608,000	\$58.20	
	Wayne Sch Dist (P)	14,891	\$10,000		\$618,000
Warsaw Public Library (PL)	Town of Warsaw	5,316	\$215,850	\$40.60	
	Warsaw Sch Dist (P)	5,878	\$46,571		\$262,421
Macedon Public Library (PL)	Town of Macedon	9,270	\$333,700	\$36.00	
	Town of Farmington	14,170	\$20,566		
	Gananda Sch Dist (P)	5,746	\$5,000		
	Palmyra-Macedon SD (P)	11,469	\$15,000		\$374,266
Wyoming Free Circ Lib (AL)	Wyoming Sch Dist (P)	1,601	\$45,495	\$28.42	
	Town of Middlebury	1,339	\$7,000		
	Town of Covington	1,253	\$500		
	Village of Wyoming	388	\$2,500		\$55,495
Honeoye Public Library (AL)	Town of Richmond	3,360			
	Honeoye School District (P)	5,776	\$180,000	\$31.16	\$180,000

(P) Public Vote

**2024 Systemwide Local Tax Support, sorted by total per capita**  
**(Town, Village, City, School District & Spec Legislative District Funding)**

(all county grant funding excluded)

*Per capita for this report is to be used as a guideline and should not be used for funding purposes.*

Library and Chartered to Serve Area	Funding Sources	2020		Per Cap	Total
		Population	Support		
Bristol Library (AL)	Town of Bristol	2,284	\$65,000	\$28.46	
	Town of South Bristol	1,645	\$2,000		
	Bloomfield Sch Dist (P)	6,749	\$1,000		\$68,000
Mount Morris Library (AL)	Village of Mt. Morris	2,898			
	Town of Leicester	2,082	\$500		
	Mt. Morris Sch Dist (P)	5,940	\$149,500	\$25.17	\$150,000
Avon Free Library (AL)	Town of Avon	6,939	\$57,000		
	Village of Avon	3,399	\$52,000		
	Avon Sch Dist (P)	6,889	\$170,000	\$24.68	\$279,000
Caledonia Library (AL)	Town of Caledonia	4,154	\$80,000	\$19.26	
	Caledonia-Mumford SD (P)	5,129	\$15,000		\$95,000
Stevens Memorial Library (SDPL)	Attica School District (P)	11,634	\$204,939	\$17.62	
	Town of Darien	3,010	\$3,792		
	Village of Alexander	518	\$650		\$209,381
Wolcott Public Lib (AL)	Village of Wolcott	1,556			
	N. Rose-Wolcott Sch Dist (P)	8,631	\$137,000	\$15.87	\$137,000
Cordelia A. Greene Lib (AL)	Town of Castile	2,711	\$0		
	Letchworth Sch Dist (P)	5,532	\$81,215	\$14.68	\$81,215
T. Of Gainesville Pub Lib (PL)	Town of Gainesville	2,009	\$0		
	Letchworth Sch Dist (P)	5,532	\$66,361	\$12.00	\$66,361
Red Creek Free Library (AL)	Village of Red Creek	495	\$0		
	Red Creek Sch Dist (P)	5,595	\$76,000	\$13.58	\$76,000
Rose Free Library (AL)	Town of Rose	2,291	\$21,100		
	N. Rose-Wolcott Sch Dist (P)	8,631	\$101,100	\$11.71	\$122,200
Clifton Springs Library (AL)	Village of Clifton Springs	2,209	\$4,000		
	Town of Manchester	9,258	\$8,200		
	Town of Phelps	7,017	\$7,000		
	Phelps-Clifton Sch Dist (P)	10,739	\$94,000	\$8.75	\$113,200
Phelps Comm Mem Lib (AL)	Town of Phelps	6,637	\$35,000		
	Village of Phelps	1,969	\$58,000		
	Phelps-Clifton Sch Dist (P)	10,739	\$94,000	\$8.75	\$187,000
Pike Library (AL)	Town of Pike	975	\$0		
	Letchworth Sch Dist (P)	5,532	\$47,774	\$8.64	\$47,774
Arcade Free Library (AL)	Town of Arcade	4,187	\$17,242		
	Village of Arcade	2,069	\$9,000		
	Yorkshire-Pioneer SD (P)	16,045	\$113,500	\$7.07	
	Yorkshire-Pioneer SD	16,045	\$10,800		\$150,542
Eagle Free Library (AL)	Town of Eagle	1,105	\$8,000		
	Letchworth Sch Dist (P)	5,532	\$35,392	\$6.40	\$43,392
Allens Hill Free Library (AL)	Other (specified census blocks)	327			
	Town of Richmond	3,452	\$20,400	\$5.91	
	Town of W. Bloomfield	2,549	\$5,000		\$25,400

(P) Public Vote

## 2024 Local Tax Support and per capita, by County

<i>Per capita for this report is to be used as a guideline and should not be used for funding purposes.</i>
---

**LIVINGSTON COUNTY**  
(also includes County Support)

Library and Chartered to Serve Area		2020			
	Funding Sources	Population	Support	Per Cap	Total
<b>Avon Free Library (AL)</b>	<b>Town of Avon</b>	<b>6,939</b>	\$57,000		
	Village of Avon	3,399	\$52,000		
	Avon Sch Dist <b>(P)</b>	6,889	\$170,000	\$24.68	
	** Livingston County Pass Thru Grant		\$12,191		\$291,191
<b>Bell Memorial Library (SDPL)</b>	<b>Keshequa Sch Dist (P)</b>	<b>4,571</b>	\$138,043	\$30.20	
	** Livingston County PLS Grant		\$9,879		\$147,922
<b>Caledonia Library (AL)</b>	<b>Town of Caledonia</b>	<b>4,154</b>	\$80,000	\$19.26	
	Caledonia-Mumford SD <b>(P)</b>	5,129	\$15,000		
	** Livingston County Pass Thru Grant		\$10,362		\$105,362
<b>Dansville Public Lib (SDPL)</b>	<b>Dansville Sch Dist (P)</b>	<b>9,780</b>	\$593,739	\$60.71	
	** Livingston County Pass Thru Grant		\$13,858		\$607,597
<b>Lima Public Library (PL)</b>	<b>Town of Lima</b>	<b>4,154</b>	\$160,586	\$38.66	
	** Livingston County Pass Thru Grant		\$12,538		\$173,124
<b>Livonia Public Library (PL)</b>	<b>Town of Livonia</b>	<b>7,497</b>	\$480,370	\$64.07	
	** Livingston County Pass Thru Grant		\$11,564		\$491,934
<b>Mount Morris Library (AL)</b>	<b>Village of Mt. Morris</b>	<b>2,898</b>			
	Mt. Morris Sch Dist <b>(P)</b>	5,940	\$149,500	\$25.17	
	Town of Leicester	2,082	\$500		
	** Livingston County Pass Thru Grant		\$11,722		\$161,722
<b>Wadsworth Library (SDPL)</b>	<b>Geneseo School District (P)</b>	<b>11,196</b>	\$448,092	\$40.02	
	** Livingston County Pass Thru Grant		\$15,886		\$463,978
<b>(P) Public Vote</b>					<b>\$2,442,830</b>

\*\*2023 Livingston County OWWL Grant amounts

## 2024 Local Tax Support and per capita, by County

<i>Per capita for this report is to be used as a guideline and should not be used for funding purposes.</i>
---

## ONTARIO COUNTY

Library and Chartered to Serve Area		2020			
Funding Sources		Population	Support	Per Cap	Total
<b>Allens Hill Free Library (AL)</b>	<b>Other (specified census blocks)</b>	<b>327</b>			
	Town of Richmond	3,452	\$20,400	\$5.91	
	Town of W. Bloomfield	2,549	\$5,000		\$25,400
<b>Bloomfield Public Library (SDPL)</b>	<b>Bloomfield School District</b>	<b>6,708</b>	<b>\$320,218</b>	<b>\$47.74</b>	<b>\$320,218</b>
<b>Bristol Library (AL)</b>	<b>Town of Bristol</b>	<b>2,284</b>	<b>\$65,000</b>	<b>\$28.46</b>	
	Town of South Bristol	1,645	\$2,000		
	Bloomfield Sch Dist (P)	6,749	\$1,000		\$68,000
<b>Clifton Springs Library (AL)</b>	<b>Village of Clifton Springs</b>	<b>2,209</b>	<b>\$4,000</b>		
	Town of Manchester	9,258	\$8,200		
	Town of Phelps	7,017	\$7,000		
	Phelps-Clifton Sch Dist (P)	10,739	\$94,000	\$8.75	\$113,200
<b>Geneva Public Library (SDPL)</b>	<b>Geneva Sch Dist (P)</b>	<b>17,208</b>	<b>\$1,041,235</b>	<b>\$60.51</b>	<b>\$1,041,235</b>
<b>Gorham Free Library (AL)</b>	<b>Marcus Whitman SD (P)</b>	<b>9,717</b>	<b>\$128,500</b>	<b>\$13.22</b>	<b>\$128,500</b>
<b>Honeoye Public Library (AL)</b>	<b>Town of Richmond</b>	<b>3,360</b>			
	Honeoye School District (P)	5,776	\$180,000	\$31.16	\$180,000
<b>Naples Library (SDPL)</b>	<b>Naples Sch Dist (P)</b>	<b>5,176</b>	<b>\$291,819</b>	<b>\$56.38</b>	<b>\$291,819</b>
<b>Phelps Comm Mem Lib (AL)</b>	<b>Town of Phelps</b>	<b>6,637</b>	<b>\$35,000</b>		
	Village of Phelps	1,969	\$58,000		
	Phelps-Clifton Sch Dist (P)	10,739	\$94,000	\$8.75	\$187,000
<b>Red Jacket Comm Lib (SDPL)</b>	<b>Manchester/Shortsville SD (P)</b>	<b>5,961</b>	<b>\$292,462</b>	<b>\$49.06</b>	<b>\$292,462</b>
<b>Victor Farmington Library (AL)</b>	<b>Victor Sch Dist (P)</b>	<b>26,813</b>	<b>\$913,400</b>	<b>\$34.07</b>	<b>\$913,400</b>
<b>Wood Library Assoc (AL)</b>	<b>Canandaigua Sch Dist (P)</b>	<b>26,977</b>	<b>\$1,007,564</b>	<b>\$37.35</b>	<b>\$1,007,564</b>
<b>(P) Public Vote</b>					<b><u>\$4,568,798</u></b>



## 2024 Local Tax Support and per capita, by County

<i>Per capita for this report is to be used as a guideline and should not be used for funding purposes.</i>
---

## WAYNE COUNTY

Library and Chartered to Serve Area		2020			
Funding Sources		Population	Support	Per Cap	Total
Clyde-Savannah Pub Lib (SDPL)	Clyde-Savannah Sch Dist (P)	5,521	\$293,650	\$53.19	\$293,650
Lyons Public Library (SDPL)	Lyons Sch Dist (P)	6,806	\$406,707	\$59.76	\$406,707
Macedon Public Library (PL)	Town of Macedon	9,270	\$333,700	\$36.00	
	Town of Farmington	14,170	\$20,566		
	Gananda Sch Dist (P)	5,746	\$5,000		
	Palmyra-Macedon SD (P)	11,469	\$15,000		\$374,266
Marion Public Library (PL)	Town of Marion	4,566	\$183,733	\$40.24	\$183,733
Newark Public Library (SDPL)	Newark School District (P)	14,533	\$628,682	\$43.26	\$628,682
Ontario Public Library (PL)	Town of Ontario	10,446	\$608,000	\$58.20	
	Wayne Sch Dist (P)	14,891	\$10,000		\$618,000
Palmyra Community Lib (Spec)	Special Legislative District (P)	6,446	\$321,000	\$49.80	\$321,000
Red Creek Free Library (AL)	Village of Red Creek	495	\$0		
	Red Creek Sch Dist (P)	5,595	\$76,000	\$13.58	\$76,000
Rose Free Library (AL)	Town of Rose	2,291	\$21,100		
	N. Rose-Wolcott Sch Dist (P)	8,631	\$101,100	\$11.71	\$122,200
Sodus Community Lib (SDPL)	Sodus School District (P)	7,209	\$291,860	\$40.49	\$291,860
Walworth-Seely Pub Lib (PL)	Town of Walworth (P) - 414	9,253	\$320,000	\$34.58	\$320,000
Williamson Pub Lib (PL)	Town of Williamson	6,860			
	Williamson SD (P)	6,749	\$438,096	\$64.91	\$438,096
Wolcott Public Lib (AL)	Village of Wolcott	1,556			
	N. Rose-Wolcott Sch Dist (P)	8,631	\$137,000	\$15.87	\$137,000
(P) Public Vote					<u>\$4,211,194</u>

## 2024 Local Tax Support and per capita, by County

<i>Per capita for this report is to be used as a guideline and should not be used for funding purposes.</i>
---

## WYOMING COUNTY

Library and Chartered to Serve Area	Funding Sources	2020 Population	Support	Per Cap	Total
<b>Arcade Free Library (AL)</b>	<b>Town of Arcade</b>	<b>4,187</b>	\$17,242		
	Village of Arcade	2,069	\$9,000		
	Yorkshire-Pioneer SD (P)	16,045	\$113,500	\$7.07	
	Yorkshire-Pioneer SD	16,045	\$10,800		\$150,542
<b>Cordelia A. Greene Lib (AL)</b>	<b>Town of Castile</b>	<b>2,711</b>			
	Letchworth Sch Dist (P)	5,532	\$81,215	\$14.68	\$81,215
<b>Eagle Free Library (AL)</b>	<b>Town of Eagle</b>	<b>1,105</b>	\$8,000		
	Letchworth Sch Dist (P)	5,532	\$35,392	\$6.40	\$43,392
<b>Perry Public Library (SDPL)</b>	<b>Perry Sch Dist (P)</b>	<b>7,275</b>	\$251,660	\$34.59	\$251,660
<b>Pike Library (AL)</b>	<b>Town of Pike</b>	<b>975</b>			
	Letchworth Sch Dist (P)	5,532	\$47,774	\$8.64	\$47,774
<b>Stevens Memorial Lib (SDPL)</b>	<b>Attica Sch Dist (P)</b>	<b>11,634</b>	\$204,939	\$17.62	
	Town of Darien	3,010	\$3,792		
	Village of Alexander	518	\$650		\$209,381
<b>T. Of Gainesville Pub Lib (PL)</b>	<b>Town of Gainesville</b>	<b>2,009</b>			
	Letchworth Sch Dist (P)	5,532	\$66,361	\$12.00	\$66,361
<b>Warsaw Public Library (PL)</b>	<b>Town of Warsaw</b>	<b>5,316</b>	\$215,850	\$40.60	
	Warsaw Sch Dist (P)	5,878	\$46,571		\$262,421
<b>Wyoming Free Circ Lib (AL)</b>	<b>Wyoming Sch Dist (P)</b>	<b>1,601</b>	\$45,495	\$28.42	
	Town of Middlebury	1,339	\$7,000		
	Town of Covington	1,253	\$500		
	Village of Wyoming	388	\$2,500		\$55,495
<b>(P) Public Vote</b>					<b><u><u>\$1,168,241</u></u></b>

REPORT ON INCOME 2023  
LIVINGSTON COUNTY LIBRARIES

LIBRARY	TYPE/ CHARTERED TO SERVE AREA	2020 CHARTERED TO SERVE POPULATION	LOCAL TAX SUPPORT			County				TOTAL OPERATING FUND RECEIPTS TOTAL	BUDGET LOANS & TRANSFERS	TOTAL INCOME TOTAL
			Town	Village	School	LLSA & STATE AID	Passthru & Sys Grants	Federal Aid	OTHER INCOME			
AVON	Assoc-Town of Avon	6,939	Town	\$58,000	\$253,800	\$2,061	\$13,961	\$0	\$34,120	\$303,942	\$0	\$303,942
			Village	\$52,000								
			School	\$143,800								
CALEDONIA	Assoc-T. of Caledonia	4,154	Town	\$80,000	\$80,000	\$1,436	\$10,512	\$0	\$18,276	\$110,224	\$0	\$110,224
DANSVILLE	Pub-Dansville SD	9,780	School	\$593,739	\$593,739	\$3,095	\$14,077	\$0	\$39,128	\$650,039	\$0	\$650,039
WADSWORTH	Pub-Geneseo SD	11,196	School	\$432,814	\$432,814	\$41,267	\$13,462	\$0	\$34,145	\$521,688	\$0	\$521,688
LIMA	Pub-Town of Lima	4,154	Town	\$160,586	\$160,586	\$1,924	\$12,649	\$0	\$5,064	\$180,223	\$0	\$180,223
LIVONIA	Pub-Town of Livonia	7,497	Town	\$472,560	\$472,560	\$2,225	\$16,574	\$0	\$9,569	\$500,928	\$0	\$500,928
MOUNT MORRIS	Assoc-V. of Mt. Morris	2,898	School	\$130,000	\$130,350	\$1,436	\$15,315	\$0	\$10,114	\$157,215	\$0	\$157,215
			Town	\$350								
BELL	Pub-Dalton/Nunda SD	4,571	School	\$134,268	\$134,268	\$1,495	\$10,379	\$0	\$22,783	\$168,925	\$0	\$168,925
<b>TOTALS</b>	Chartered to Serve Pop	<b>51,189</b>			<b>\$2,258,117</b>	<b>\$54,939</b>	<b>\$106,929</b>	<b>\$0</b>	<b>\$173,199</b>	<b>\$2,593,184</b>	<b>\$0</b>	<b>\$2,593,184</b>

Percent of Total Local Tax Support 2023		
Town	\$771,496	34.17%
Village	\$52,000	2.30%
School	\$1,434,621	63.53%

**HISTORICAL DATA**

**REPORT ON INCOME 2023  
ONTARIO COUNTY LIBRARIES**

LIBRARY	TYPE/ CHARTERED TO SERVE AREA	2020 CHARTERED TO SERVE POPULATION	LOCAL TAX SUPPORT		County				TOTAL OPERATING FUND RECEIPTS TOTAL	BUDGET LOANS & TRANSFERS	TOTAL INCOME TOTAL	
			TOTAL	*LLSA & STATE AID	Passthru & Sys Grants	Federal Aid	OTHER INCOME					
ALLENS HILL	Assoc-Other Specified census blocks	327	Town	\$24,000	\$24,000	\$1,436	\$0	\$0	\$2,224	\$27,660	\$6,000	\$33,660
BLOOMFIELD	Pub-Bloomfield Sch Dist	6,708	School	\$184,295	\$184,295	\$1,988	\$0	\$0	\$7,796	\$194,079	\$12,375	\$206,454
BRISTOL	Assoc-T. of Bristol	2,284	Town	\$61,500	\$62,500	\$1,436	\$290	\$0	\$36,900	\$101,126	\$0	\$101,126
			School	\$1,000								
CLIFTON SPRINGS	Assoc-Village of Clifton Springs	2,209	Town	\$15,200	\$109,200	\$15,578	\$0	\$0	\$63,288	\$188,066	\$205,000	\$393,066
			Village	\$4,000								
			School	\$90,000								
GENEVA	Pub-Geneva Sch Dist	17,208	School	\$1,010,912	\$1,010,912	\$30,326	\$0	\$0	\$66,766	\$1,108,004	\$120,820	\$1,228,824
GORHAM	Assoc-Marcus Whitman Central SD	9,717	School	\$118,590	\$118,590	\$20,337	\$0	\$0	\$8,976	\$147,903	\$10,000	\$157,903
HONEOYE	Assoc-Town of Richmond	3,360	Town	\$120,064	\$120,064	\$1,436	\$0	\$0	\$13,839	\$135,339	\$0	\$135,339
NAPLES	Pub-Naples Sch Dist	5,176	School	\$222,600	\$222,600	\$1,534	\$140	\$0	\$20,575	\$244,849	\$0	\$244,849
PHELPS	Assoc-T. of Phelps	6,637	Town	\$35,000	\$180,000	\$2,004	\$0	\$0	\$13,603	\$195,607	\$0	\$195,607
			Village	\$55,000								
			School	\$90,000								
RED JACKET	Pub-Manchester/ Shortsville Sch Dist	5,961	School	\$259,763	\$259,763	\$1,795	\$300	\$0	\$9,214	\$271,072	\$0	\$271,072
VICTOR	Assoc-Victor SD	26,813	School	\$839,633	\$839,633	\$7,961	\$1,423	\$0	\$139,999	\$989,016	\$0	\$989,016
WOOD	Assoc-Canandaigua Sch Dist	26,977	School	\$920,150	\$920,150	\$8,008	\$150	\$0	\$402,280	\$1,330,588	\$0	\$1,330,588
<b>TOTALS</b>	Chartered to Serve Pop	<b>113,377</b>			<b>\$4,051,707</b>	<b>\$93,839</b>	<b>\$2,303</b>	<b>\$0</b>	<b>\$785,460</b>	<b>\$4,933,309</b>	<b>\$354,195</b>	<b>\$5,287,504</b>

Percent of Total Local Tax Support 2023		
Town	\$255,764	6.31%
Village	\$59,000	1.46%
School	\$3,736,943	92.23%

\*Includes \$14,970 Central Library Aid (Geneva)

HISTORICAL DATA

REPORT ON INCOME 2023  
WAYNE COUNTY LIBRARIES

LIBRARY	TYPE/ CHARTERED TO SERVE AREA	2020 CHARTERED TO SERVE POPULATION	LOCAL TAX SUPPORT			County				TOTAL OPERATING FUND RECEIPTS TOTAL	BUDGET LOANS & TRANSFERS	TOTAL INCOME TOTAL
					TOTAL	LLSA & STATE AID	Passthru & Sys Grants	Federal Aid	OTHER INCOME			
CLYDE	Pub-Clyde-Sav SD	5,521	School	\$285,000	\$285,000	\$9,760	\$0	\$0	\$25,974	\$320,734	\$0	\$320,734
LYONS	Pub-Lyons SD	6,806	School	\$389,896	\$389,896	\$3,421	\$450	\$0	\$99,424	\$493,191	\$0	\$493,191
MACEDON	Pub-T. of Macedon	9,270	Town	\$332,793	\$352,793	\$2,753	\$150	\$0	\$138,687	\$494,383	\$4,195	\$498,578
			School	\$20,000								
MARION	Pub-T. of Marion	4,566	Town	\$172,171	\$172,171	\$1,582	\$0	\$0	\$13,146	\$186,899	\$0	\$186,899
NEWARK	Pub-Newark SD	14,533	School	\$652,322	\$652,322	\$4,315	\$150	\$0	\$40,781	\$697,568	\$0	\$697,568
ONTARIO	Pub-T. of Ontario	10,446	Town	\$583,320	\$593,320	\$72,126	\$0	\$0	\$11,108	\$676,554	\$11,809	\$688,363
			School	\$10,000								
PALMYRA	Pub-Special District	6,446	Special	\$321,000	\$321,000	\$4,477	\$0	\$0	\$24,499	\$349,976	\$9,359	\$359,335
RED CREEK	Assoc-V. of Red Creek	495	School	\$64,000	\$64,000	\$1,436	\$0	\$0	\$12,657	\$78,093	\$0	\$78,093
ROSE	Assoc-T. of Rose	2,291	Town	\$21,100	\$112,200	\$1,436	\$150	\$0	\$11,572	\$125,358	\$0	\$125,358
			School	\$91,100								
SODUS	Pub-Sodus SD	7,209	School	\$285,111	\$285,111	\$2,141	\$945	\$0	\$11,384	\$299,581	\$0	\$299,581
WALWORTH	Pub-414 -T. of Walworth	9,253	Town	\$278,632	\$294,632	\$34,437	\$150	\$0	\$9,735	\$338,954	\$0	\$338,954
			School	\$16,000								
WILLIAMSON	Pub-T. of Williamson	6,860	School	\$438,861	\$438,861	\$3,030	\$1,247	\$0	\$98,629	\$541,767	\$9,802	\$551,569
WOLCOTT	Assoc-V. of Wolcott	1,556	School	\$132,000	\$132,000	\$1,436	\$0	\$0	\$18,259	\$151,695	\$0	\$151,695
<b>TOTALS</b>	Chartered to Serve Pop	<b>85,252</b>			<b>\$4,093,306</b>	<b>\$142,350</b>	<b>\$3,242</b>	<b>\$0</b>	<b>\$515,855</b>	<b>\$4,754,753</b>	<b>\$35,165</b>	<b>\$4,789,918</b>

Percent of Total Local Tax Support 2023		
Town	\$1,388,016	33.91%
Special District	\$321,000	7.84%
School	\$2,384,290	58.25%

REPORT ON INCOME 2023  
WYOMING COUNTY LIBRARIES

LIBRARY	TYPE/ CHARTERED TO SERVE AREA	2020 CHARTERED TO SERVE POPULATION	LOCAL TAX SUPPORT			County				TOTAL OPERATING FUND RECEIPTS TOTAL	BUDGET LOANS & TRANSFERS	TOTAL INCOME TOTAL
					TOTAL	LLSA & STATE AID	Passthru & Sys Grants	Federal Aid	OTHER INCOME			
ARCADE	Assoc-T. of Arcade	4,187	Town	\$18,742	\$152,042	\$3,453	\$0	\$0	\$31,176	\$186,671	\$87,881	\$274,552
			Village	\$9,000								
			School	\$124,300								
STEVENS	Pub-Attica SD	11,634	School	\$207,528	\$207,528	\$3,447	\$0	\$0	\$4,381	\$215,356	\$0	\$215,356
EAGLE	Assoc-T. of Eagle	1,105	Town	\$8,000	\$42,698	\$1,436	\$0	\$0	\$25,956	\$70,090	\$0	\$70,090
			School	\$34,698								
C.A. GREENE	Assoc-T. of Castile	2,711	School	\$75,902	\$75,902	\$40,157	\$660	\$0	\$13,945	\$130,664	\$0	\$130,664
PERRY	Pub-Perry SD	7,275	School	\$230,880	\$230,880	\$2,160	\$712	\$0	\$13,188	\$246,940	\$0	\$246,940
PIKE	Assoc-T. of Pike	975	School	\$44,649	\$44,649	\$1,436	\$150	\$0	\$6,349	\$52,584	\$0	\$52,584
GAINESVILLE	Pub-T. of Gainesville	2,009	School	\$65,059	\$65,059	\$11,561	\$0	\$0	\$2,061	\$78,681	\$0	\$78,681
WARSAW	Pub-T. of Warsaw	5,316	Town	\$208,000	\$253,331	\$2,682	\$300	\$0	\$25,519	\$281,832	\$0	\$281,832
			School	\$45,331								
WYOMING	Assoc-Wyoming Central SD	1,601	Town	\$7,500	\$53,495	\$1,436	\$150	\$0	\$14,925	\$70,006	\$0	\$70,006
			Village	\$2,500								
			School	\$43,495								
<b>TOTALS</b>	Chartered to Serve Pop	<b>36,813</b>			<b>\$1,125,584</b>	<b>\$67,768</b>	<b>\$1,972</b>	<b>\$0</b>	<b>\$137,500</b>	<b>\$1,332,824</b>	<b>\$87,881</b>	<b>\$1,420,705</b>

Percent of Total Local Tax Support 2023		
Town	\$242,242	21.52%
Village	\$11,500	1.02%
School	\$871,842	77.46%

HISTORICAL DATA

REPORT ON EXPENSES 2023  
LIVINGSTON COUNTY LIBRARIES

LIBRARY	TYPE/ CHART SERVE	PERSONNEL	LIBRARY MATERIALS	OWWL	OTHER OPERATING	TOTAL OPERATING	CAPITAL, DEBT & TRANSFERS	TOTAL
AVON	Assoc-Town of Avon	\$190,519	\$27,027	\$5,835	\$35,763	\$259,144	\$12,340	\$271,484
CALEDONIA	Assoc-Town of Caledonia	\$71,572	\$18,413	\$3,653	\$24,959	\$118,597	\$50,000	\$168,597
DANSVILLE	Pub-Dansville Sch Dist	\$243,974	\$35,718	\$6,018	\$117,723	\$403,433	\$155,988	\$559,421
WADSWORTH	Pub-Geneseo Sch Dist	\$302,647	\$55,076	\$9,101	\$116,397	\$483,221	\$0	\$483,221
LIMA	Pub-Town of Lima	\$118,086	\$32,513	\$4,193	\$27,597	\$182,389	\$0	\$182,389
LIVONIA	Pub-Town of Livonia	\$263,970	\$31,509	\$6,470	\$42,330	\$344,279	\$110,742	\$455,021
MOUNT MORRIS	Assoc-Village of Mt. Morris	\$95,514	\$20,792	\$3,748	\$35,677	\$155,731	\$0	\$155,731
BELL	Pub-Dalton/Nunda SD	\$100,184	\$18,327	\$3,840	\$19,160	\$141,511	\$0	\$141,511
<b>TOTAL</b>		<b>\$1,386,466</b>	<b>\$239,375</b>	<b>\$42,858</b>	<b>\$419,606</b>	<b>\$2,088,305</b>	<b>\$329,070</b>	<b>\$2,417,375</b>

**REPORT ON EXPENSES 2023  
ONTARIO COUNTY LIBRARIES**

<b>LIBRARY</b>	<b>TYPE/ CHART SERVE</b>	<b>PERSONNEL</b>	<b>LIBRARY MATERIALS</b>	<b>OWWL</b>	<b>OTHER OPERATING</b>	<b>TOTAL OPERATING</b>	<b>CAPITAL, DEBT &amp; TRANSFERS</b>	<b>TOTAL</b>
ALLENS HILL	Assoc-Other (Specified census blocks)	\$13,513	\$1,497	\$2,819	\$6,523	\$24,352	\$0	\$24,352
BLOOMFIELD	Pub-Bloomfield Sch Dist	\$122,681	\$22,231	\$5,990	\$37,924	\$188,826	\$2,000	\$190,826
BRISTOL	Assoc-Town of Bristol	\$50,634	\$9,102	\$3,100	\$18,727	\$81,563	\$0	\$81,563
CLIFTON SPRINGS	Assoc-Vill of Clifton Springs	\$228,397	\$20,407	\$4,929	\$49,979	\$303,712	\$88,875	\$392,587
GENEVA	Pub-Geneva Sch Dist	\$740,859	\$73,937	\$8,932	\$183,639	\$1,007,367	\$109,815	\$1,117,182
GORHAM	Assoc-Marcus Whitman Central SD	\$91,214	\$12,531	\$4,532	\$24,121	\$132,398	\$30,030	\$162,428
HONEOYE	Assoc-Town of Richmond	\$81,486	\$24,298	\$4,533	\$34,853	\$145,170	\$0	\$145,170
NAPLES	Pub-Naples Sch Dist	\$128,458	\$25,945	\$6,379	\$60,889	\$221,671	\$95,450	\$317,121
PHELPS	Assoc-Town of Phelps	\$159,159	\$18,111	\$4,268	\$78,504	\$260,042	\$0	\$260,042
RED JACKET	Pub-Machester/Shortsville Sch Dist	\$165,774	\$17,915	\$3,265	\$62,602	\$249,556	\$22,920	\$272,476
VICTOR	Assoc-Victor Sch Dist	\$541,318	\$86,293	\$13,317	\$118,274	\$759,202	\$251,529	\$1,010,731
WOOD	Assoc-Canandaigua Sch Dist	\$876,686	\$109,038	\$13,994	\$206,667	\$1,206,385	\$0	\$1,206,385
<b>TOTAL</b>		<b>\$3,200,179</b>	<b>\$421,305</b>	<b>\$76,058</b>	<b>\$882,702</b>	<b>\$4,580,244</b>	<b>\$600,619</b>	<b>\$5,180,863</b>



HISTORICAL DATA

REPORT ON EXPENSES 2023  
WAYNE COUNTY LIBRARIES

LIBRARY	TYPE/ CHART SERVE	PERSONNEL	LIBRARY MATERIALS	OWWL	OTHER OPERATING	TOTAL OPERATING	CAPITAL , DEBT & TRANSFERS	TOTAL
CLYDE-SAV	Pub-Clyde-Savannah Sch Dist	\$186,339	\$33,427	\$5,365	\$72,659	\$297,790	\$23,914	\$321,704
LYONS	Pub-Lyons Sch Dist	\$244,112	\$32,855	\$4,878	\$130,053	\$411,898	\$8,147	\$420,045
MACEDON	Pub-Town of Macedon	\$294,661	\$44,468	\$6,646	\$28,723	\$374,498	\$0	\$374,498
MARION	Pub-Town of Marion	\$131,295	\$23,546	\$3,982	\$28,131	\$186,954	\$0	\$186,954
NEWARK	Pub-Newark Sch Dist	\$513,362	\$34,067	\$6,861	\$52,813	\$607,103	\$0	\$607,103
ONTARIO	Pub-Town of Ontario	\$472,966	\$49,522	\$6,986	\$25,960	\$555,434	\$0	\$555,434
PALMYRA	Pub-Special District	\$229,542	\$40,176	\$5,580	\$75,363	\$350,661	\$2,563	\$353,224
RED CREEK	Assoc-Village of Red Creek	\$42,343	\$3,681	\$3,069	\$42,888	\$91,981	\$0	\$91,981
ROSE	Assoc-Town of Rose	\$60,786	\$6,266	\$3,041	\$21,978	\$92,071	\$16,466	\$108,537
SODUS	Pub-Sodus Sch Dist	\$208,153	\$36,095	\$5,404	\$68,103	\$317,755	\$0	\$317,755
WALWORTH	Pub- 414 -Town of Walworth	\$206,370	\$26,570	\$5,481	\$52,232	\$290,653	\$30,279	\$320,932
WILLIAMSON	Pub-Town of Williamson	\$314,719	\$37,615	\$6,714	\$65,730	\$424,778	\$26,270	\$451,048
WOLCOTT	Assoc-Village of Wolcott	\$75,677	\$14,218	\$3,974	\$44,863	\$138,732	\$4,472	\$143,204
<b>TOTAL</b>		<b>\$2,980,325</b>	<b>\$382,506</b>	<b>\$67,981</b>	<b>\$709,496</b>	<b>\$4,140,308</b>	<b>\$112,111</b>	<b>\$4,252,419</b>

**REPORT ON EXPENSES 2023  
WYOMING COUNTY LIBRARIES**

<b>LIBRARY</b>	<b>TYPE/ CHART SERVE</b>	<b>PERSONNEL</b>	<b>LIBRARY MATERIALS</b>	<b>OWWL</b>	<b>OTHER OPERATING</b>	<b>TOTAL OPERATING</b>	<b>CAPITAL, DEBT &amp; TRANSFERS</b>	<b>TOTAL</b>
ARCADE	Assoc-Town of Arcade	\$127,085	\$19,872	\$5,236	\$59,694	\$211,887	\$116,352	\$328,239
STEVENS	Pub-Attica Sch Dist	\$142,343	\$10,272	\$7,227	\$41,881	\$201,723	\$0	\$201,723
EAGLE	Assoc-Town of Eagle	\$19,840	\$4,498	\$2,935	\$22,207	\$49,480	\$3,915	\$53,395
C. A. GREENE	Assoc-Town of Castile	\$55,996	\$11,268	\$3,720	\$26,771	\$97,755	\$45,740	\$143,495
PERRY	Pub-Perry Sch Dist	\$172,470	\$14,603	\$4,491	\$59,053	\$250,617	\$0	\$250,617
PIKE	Assoc-Town of Pike	\$29,851	\$2,266	\$2,919	\$13,087	\$48,123	\$0	\$48,123
GAINESVILLE	Pub-Town of Gainesville	\$34,386	\$12,104	\$3,529	\$8,309	\$58,328	\$0	\$58,328
WARSAW	Pub-Town of Warsaw	\$158,980	\$32,171	\$4,677	\$50,985	\$246,813	\$0	\$246,813
WYOMING	Assoc-Wyoming Central SD	\$25,215	\$1,244	\$2,802	\$26,610	\$55,871	\$4,804	\$60,675
<b>TOTAL</b>		<b>\$766,166</b>	<b>\$108,298</b>	<b>\$37,536</b>	<b>\$308,597</b>	<b>\$1,220,597</b>	<b>\$170,811</b>	<b>\$1,391,408</b>

**PERCENTAGE ANALYSIS OF OPERATING EXPENSES 2023**  
**BY COUNTY**  
**(Capital, Debt & Transfers Excluded)**

LIBRARY	PERSONNEL		LIBRARY MATERIALS		OWWL		OTHER OPERATING		TOTAL OPERATING EXPENSES
	Total	% of Operating	Total	% of Operating	Total	% of Operating	Total	% of Operating	
<b>LIVINGSTON COUNTY LIBRARIES</b>									
AVON	\$190,519	73.5%	\$27,027	10.4%	\$5,835	2.3%	\$35,763	13.8%	\$259,144
CALEDONIA	\$71,572	60.3%	\$18,413	15.5%	\$3,653	3.1%	\$24,959	21.0%	\$118,597
DANSVILLE	\$243,974	60.5%	\$35,718	8.9%	\$6,018	1.5%	\$117,723	29.2%	\$403,433
WADSWORTH	\$302,647	62.6%	\$55,076	11.4%	\$9,101	1.9%	\$116,397	24.1%	\$483,221
LIMA	\$118,086	64.7%	\$32,513	17.8%	\$4,193	2.3%	\$27,597	15.1%	\$182,389
LIVONIA	\$263,970	76.7%	\$31,509	9.2%	\$6,470	1.9%	\$42,330	12.3%	\$344,279
MOUNT MORRIS	\$95,514	61.3%	\$20,792	13.4%	\$3,748	2.4%	\$35,677	22.9%	\$155,731
BELL	\$100,184	70.8%	\$18,327	13.0%	\$3,840	2.7%	\$19,160	13.5%	\$141,511
<b>LIVINGSTON</b>	<b>\$1,386,466</b>	<b>66.4%</b>	<b>\$239,375</b>	<b>11.5%</b>	<b>\$42,858</b>	<b>2.1%</b>	<b>\$419,606</b>	<b>20.1%</b>	<b>\$2,088,305</b>
<b>ONTARIO COUNTY LIBRARIES</b>									
ALLENS HILL	\$13,513	55.5%	\$1,497	6.1%	\$2,819	11.6%	\$6,523	26.8%	\$24,352
BLOOMFIELD	\$122,681	65.0%	\$22,231	11.8%	\$5,990	3.2%	\$37,924	20.1%	\$188,826
BRISTOL	\$50,634	62.1%	\$9,102	11.2%	\$3,100	3.8%	\$18,727	23.0%	\$81,563
CLIFTON	\$228,397	75.2%	\$20,407	6.7%	\$4,929	1.6%	\$49,979	16.5%	\$303,712
GENEVA	\$740,859	73.5%	\$73,937	7.3%	\$8,932	0.9%	\$183,639	18.2%	\$1,007,367
GORHAM	\$91,214	68.9%	\$12,531	9.5%	\$4,532	3.4%	\$24,121	18.2%	\$132,398
HONEOYE	\$81,486	56.1%	\$24,298	16.7%	\$4,533	3.1%	\$34,853	24.0%	\$145,170
NAPLES	\$128,458	57.9%	\$25,945	11.7%	\$6,379	2.9%	\$60,889	27.5%	\$221,671
PHELPS	\$159,159	61.2%	\$18,111	7.0%	\$4,268	1.6%	\$78,504	30.2%	\$260,042
RED JACKET	\$165,774	66.4%	\$17,915	7.2%	\$3,265	1.3%	\$62,602	25.1%	\$249,556
VICTOR	\$541,318	71.3%	\$86,293	11.4%	\$13,317	1.8%	\$118,274	15.6%	\$759,202
WOOD	\$876,686	72.7%	\$109,038	9.0%	\$13,994	1.2%	\$206,667	17.1%	\$1,206,385
<b>ONTARIO</b>	<b>\$3,200,179</b>	<b>69.9%</b>	<b>\$421,305</b>	<b>9.2%</b>	<b>\$76,058</b>	<b>1.7%</b>	<b>\$882,702</b>	<b>19.3%</b>	<b>\$4,580,244</b>
<b>WAYNE COUNTY LIBRARIES</b>									
CLYDE	\$186,339	62.6%	\$33,427	11.2%	\$5,365	1.8%	\$72,659	24.4%	\$297,790
LYONS	\$244,112	59.3%	\$32,855	8.0%	\$4,878	1.2%	\$130,053	31.6%	\$411,898
MACEDON	\$294,661	78.7%	\$44,468	11.9%	\$6,646	1.8%	\$28,723	7.7%	\$374,498
MARION	\$131,295	70.2%	\$23,546	12.6%	\$3,982	2.1%	\$28,131	15.0%	\$186,954
NEWARK	\$513,362	84.6%	\$34,067	5.6%	\$6,861	1.1%	\$52,813	8.7%	\$607,103
ONTARIO	\$472,966	85.2%	\$49,522	8.9%	\$6,986	1.3%	\$25,960	4.7%	\$555,434
PALMYRA	\$229,542	65.5%	\$40,176	11.5%	\$5,580	1.6%	\$75,363	21.5%	\$350,661
RED CREEK	\$42,343	46.0%	\$3,681	4.0%	\$3,069	3.3%	\$42,888	46.6%	\$91,981
ROSE	\$60,786	66.0%	\$6,266	6.8%	\$3,041	3.3%	\$21,978	23.9%	\$92,071
SODUS	\$208,153	65.5%	\$36,095	11.4%	\$5,404	1.7%	\$68,103	21.4%	\$317,755
WALWORTH	\$206,370	71.0%	\$26,570	9.1%	\$5,481	1.9%	\$52,232	18.0%	\$290,653
WILLIAMSON	\$314,719	74.1%	\$37,615	8.9%	\$6,714	1.6%	\$65,730	15.5%	\$424,778
WOLCOTT	\$75,677	54.5%	\$14,218	10.2%	\$3,974	2.9%	\$44,863	32.3%	\$138,732
<b>WAYNE</b>	<b>\$2,980,325</b>	<b>72.0%</b>	<b>\$382,506</b>	<b>9.2%</b>	<b>\$67,981</b>	<b>1.6%</b>	<b>\$709,496</b>	<b>17.1%</b>	<b>\$4,140,308</b>
<b>WYOMING COUNTY LIBRARIES</b>									
ARCADE	\$127,085	60.0%	\$19,872	9.4%	\$5,236	2.5%	\$59,694	28.2%	\$211,887
STEVENS	\$142,343	70.6%	\$10,272	5.1%	\$7,227	3.6%	\$41,881	20.8%	\$201,723
EAGLE	\$19,840	40.1%	\$4,498	9.1%	\$2,935	5.9%	\$22,207	44.9%	\$49,480
CORDELIA GREENE	\$55,996	57.3%	\$11,268	11.5%	\$3,720	3.8%	\$26,771	27.4%	\$97,755
PERRY	\$172,470	68.8%	\$14,603	5.8%	\$4,491	1.8%	\$59,053	23.6%	\$250,617
PIKE	\$29,851	62.0%	\$2,266	4.7%	\$2,919	6.1%	\$13,087	27.2%	\$48,123
GAINESVILLE	\$34,386	59.0%	\$12,104	20.8%	\$3,529	6.1%	\$8,309	14.2%	\$58,328
WARSAW	\$158,980	64.4%	\$32,171	13.0%	\$4,677	1.9%	\$50,985	20.7%	\$246,813
WYOMING	\$25,215	45.1%	\$1,244	2.2%	\$2,802	5.0%	\$26,610	47.6%	\$55,871
<b>WYOMING</b>	<b>\$766,166</b>	<b>62.8%</b>	<b>\$108,298</b>	<b>8.9%</b>	<b>\$37,536</b>	<b>3.1%</b>	<b>\$308,597</b>	<b>25.3%</b>	<b>\$1,220,597</b>
<b>SYSTEM TOTALS</b>	<b>\$8,333,136</b>	<b>69.3%</b>	<b>\$1,151,484</b>	<b>9.6%</b>	<b>\$224,433</b>	<b>1.9%</b>	<b>\$2,320,401</b>	<b>19.3%</b>	<b>\$12,029,454</b>

REPORT ON TOTAL EXPENSES 2023 - SYSTEMWIDE

(sorted by Total Operating)

LIBRARY	TYPE/ CHARTER SERVE	LIBRARY			OTHER	TOTAL	CAPITAL, DEBT	
		PERSONNEL	MATERIALS	OWWL	OPERATING	OPERATING	& TRANSFERS	TOTAL
WOOD	Assoc-Canandaigua Sch Dist	\$876,686	\$109,038	\$13,994	\$206,667	\$1,206,385	\$0	\$1,206,385
GENEVA	Pub-Geneva Sch Dist	\$740,859	\$73,937	\$8,932	\$183,639	\$1,007,367	\$109,815	\$1,117,182
VICTOR	Assoc-Victor Sch Dist	\$541,318	\$86,293	\$13,317	\$118,274	\$759,202	\$251,529	\$1,010,731
NEWARK	Pub-Newark Sch Dist	\$513,362	\$34,067	\$6,861	\$52,813	\$607,103	\$0	\$607,103
ONTARIO	Pub-Town of Ontario	\$472,966	\$49,522	\$6,986	\$25,960	\$555,434	\$0	\$555,434
WADSWORTH	Pub-Geneseo Sch Dist	\$302,647	\$55,076	\$9,101	\$116,397	\$483,221	\$0	\$483,221
WILLIAMSON	Pub-Town of Williamson	\$314,719	\$37,615	\$6,714	\$65,730	\$424,778	\$26,270	\$451,048
LYONS	Pub-Lyons Sch Dist	\$244,112	\$32,855	\$4,878	\$130,053	\$411,898	\$8,147	\$420,045
DANSVILLE	Pub-Dansville Sch Dist	\$243,974	\$35,718	\$6,018	\$117,723	\$403,433	\$155,988	\$559,421
MACEDON	Pub-Town of Macedon	\$294,661	\$44,468	\$6,646	\$28,723	\$374,498	\$0	\$374,498
PALMYRA	Pub-Special District	\$229,542	\$40,176	\$5,580	\$75,363	\$350,661	\$2,563	\$353,224
LIVONIA	Pub-Town of Livonia	\$263,970	\$31,509	\$6,470	\$42,330	\$344,279	\$110,742	\$455,021
SODUS	Pub-Sodus Sch Dist	\$208,153	\$36,095	\$5,404	\$68,103	\$317,755	\$0	\$317,755
CLIFTON SPRINGS	Assoc-Vill of Clifton Springs	\$228,397	\$20,407	\$4,929	\$49,979	\$303,712	\$88,875	\$392,587
CLYDE-SAV	Pub-Clyde-Savannah Sch Dist	\$186,339	\$33,427	\$5,365	\$72,659	\$297,790	\$23,914	\$321,704
WALWORTH	Pub- 414 -Town of Walworth	\$206,370	\$26,570	\$5,481	\$52,232	\$290,653	\$30,279	\$320,932
PHELPS	Assoc-Town of Phelps	\$159,159	\$18,111	\$4,268	\$78,504	\$260,042	\$0	\$260,042
AVON	Assoc-Town of Avon	\$190,519	\$27,027	\$5,835	\$35,763	\$259,144	\$12,340	\$271,484
PERRY	Pub-Perry Sch Dist	\$172,470	\$14,603	\$4,491	\$59,053	\$250,617	\$0	\$250,617
RED JACKET	Pub-Machester/Shortsville Sch Dist	\$165,774	\$17,915	\$3,265	\$62,602	\$249,556	\$22,920	\$272,476
WARSAW	Pub-Town of Warsaw	\$158,980	\$32,171	\$4,677	\$50,985	\$246,813	\$0	\$246,813
NAPLES	Pub-Naples Sch Dist	\$128,458	\$25,945	\$6,379	\$60,889	\$221,671	\$95,450	\$317,121
ARCADE	Assoc-Town of Arcade	\$127,085	\$19,872	\$5,236	\$59,694	\$211,887	\$116,352	\$328,239
STEVENS	Pub-Attica Sch Dist	\$142,343	\$10,272	\$7,227	\$41,881	\$201,723	\$0	\$201,723
BLOOMFIELD	Pub-Bloomfield Sch Dist	\$122,681	\$22,231	\$5,990	\$37,924	\$188,826	\$2,000	\$190,826
MARION	Pub-Town of Marion	\$131,295	\$23,546	\$3,982	\$28,131	\$186,954	\$0	\$186,954
LIMA	Pub-Town of Lima	\$118,086	\$32,513	\$4,193	\$27,597	\$182,389	\$0	\$182,389
MOUNT MORRIS	Assoc-Village of Mt. Morris	\$95,514	\$20,792	\$3,748	\$35,677	\$155,731	\$0	\$155,731
HONEOYE	Assoc-Town of Richmond	\$81,486	\$24,298	\$4,533	\$34,853	\$145,170	\$0	\$145,170
BELL	Pub-Dalton/Nunda SD	\$100,184	\$18,327	\$3,840	\$19,160	\$141,511	\$0	\$141,511
WOLCOTT	Assoc-Village of Wolcott	\$75,677	\$14,218	\$3,974	\$44,863	\$138,732	\$4,472	\$143,204
GORHAM	Assoc-Marcus Whitman Central SD	\$91,214	\$12,531	\$4,532	\$24,121	\$132,398	\$30,030	\$162,428
CALEDONIA	Assoc-Town of Caledonia	\$71,572	\$18,413	\$3,653	\$24,959	\$118,597	\$50,000	\$168,597
C. A. GREENE	Assoc-Town of Castile	\$55,996	\$11,268	\$3,720	\$26,771	\$97,755	\$45,740	\$143,495
ROSE	Assoc-Town of Rose	\$60,786	\$6,266	\$3,041	\$21,978	\$92,071	\$16,466	\$108,537
RED CREEK	Assoc-Village of Red Creek	\$42,343	\$3,681	\$3,069	\$42,888	\$91,981	\$0	\$91,981
BRISTOL	Assoc-Town of Bristol	\$50,634	\$9,102	\$3,100	\$18,727	\$81,563	\$0	\$81,563
GAINESVILLE	Pub-Town of Gainesville	\$34,386	\$12,104	\$3,529	\$8,309	\$58,328	\$0	\$58,328
WYOMING	Assoc-Wyoming Central SD	\$25,215	\$1,244	\$2,802	\$26,610	\$55,871	\$4,804	\$60,675
EAGLE	Assoc-Town of Eagle	\$19,840	\$4,498	\$2,935	\$22,207	\$49,480	\$3,915	\$53,395
PIKE	Assoc-Town of Pike	\$29,851	\$2,266	\$2,919	\$13,087	\$48,123	\$0	\$48,123
ALLENS HILL	Assoc-Other (Specified census blocks)	\$13,513	\$1,497	\$2,819	\$6,523	\$24,352	\$0	\$24,352
		\$8,333,136	\$1,151,484	\$224,433	\$2,320,401	\$12,029,454	\$1,212,611	\$13,242,065

**2023 TOTAL HOLDINGS, by COUNTY  
LIVINGSTON AND ONTARIO LIBRARIES**

2023	Cataloged Book Holdings							Other Print Holdings			Non-Electronic Materials				Electronic Materials					Grand Total Holdings
	Adult Fiction	Adult Non-Fiction	Total Adult	Children Fiction	Children Non-Fiction	Total Children	Total Cataloged Books	Uncataloged Books	Serials	All Other Print	Audio Physical	Video Physical	All Other	Total All Other Materials	E-books	Audio Downloadable	Video Downloadable	Other Electronic Materials	Total All Electronic Materials	
<b>LIVINGSTON</b>																				
Avon	7,199	4,330	11,529	6,205	2,324	8,529	20,058	241	50	127	692	3,345	10	4,047	27,370	18,045	0	5,401	50,816	75,339
Caledonia	4,907	4,380	9,287	3,413	1,944	5,357	14,644	92	42	114	466	514	3	983	27,370	18,045	0	5,403	50,818	66,693
Dansville	10,829	8,586	19,415	7,158	3,182	10,340	29,755	454	148	159	1,484	1,447	101	3,032	27,370	18,045	0	5,404	50,819	84,367
Wadsworth	8,615	5,340	13,955	7,439	4,123	11,562	25,517	0	62	6	1,715	3,667	42	5,424	28,576	19,842	601	5,480	54,499	85,508
Lima	5,476	4,665	10,141	4,305	3,007	7,312	17,453	2	75	0	470	1,848	8	2,326	27,370	18,045	0	5,403	50,818	70,674
Livonia	6,881	3,617	10,498	6,443	2,020	8,463	18,961	35	142	22	1,518	2,333	62	3,913	27,370	18,045	0	5,424	50,839	73,912
Mt Morris	5,280	3,645	8,925	3,740	1,371	5,111	14,036	4	149	11	396	1,062	13	1,471	27,370	18,045	0	5,402	50,817	66,488
Bell	5,588	4,276	9,864	3,969	2,031	6,000	15,864	0	154	3	416	935	0	1,351	27,370	18,045	0	5,411	50,826	68,198
<b>TOTAL</b>	<b>54,775</b>	<b>38,839</b>	<b>93,614</b>	<b>42,672</b>	<b>20,002</b>	<b>62,674</b>	<b>156,288</b>	<b>828</b>	<b>822</b>	<b>442</b>	<b>7,157</b>	<b>15,151</b>	<b>239</b>	<b>22,547</b>	<b>220,166</b>	<b>146,157</b>	<b>601</b>	<b>43,328</b>	<b>410,252</b>	<b>591,179</b>
<b>ONTARIO</b>																				
Allens Hill	2,253	1,345	3,598	2,902	894	3,796	7,394	0	25	0	346	1,411	6	1,763	27,370	18,045	0	5,427	50,842	60,024
Bloomfield	4,923	2,350	7,273	4,352	867	5,219	12,492	0	77	0	609	2,266	3	2,878	27,370	18,045	0	5,418	50,833	66,280
Bristol	2,337	840	3,177	2,283	1,051	3,334	6,511	0	2	16	715	1,997	0	2,712	27,370	18,045	0	5,401	50,816	60,057
Clifton Spr	6,305	1,773	8,078	4,598	1,697	6,295	14,373	120	37	2	946	2,169	39	3,154	27,370	18,045	0	5,600	51,015	68,701
Geneva	19,483	10,358	29,841	8,211	3,473	11,684	41,525	0	105	6	4,204	9,745	62	14,011	27,371	18,045	0	6,008	51,424	107,071
Gorham	7,684	3,230	10,914	6,856	2,566	9,422	20,336	22	186	1	316	2,736	15	3,067	27,371	18,045	0	5,580	50,996	74,608
Honeoye	5,112	2,562	7,674	3,509	1,523	5,032	12,706	25	78	0	487	2,129	56	2,672	27,370	18,045	0	5,401	50,816	66,297
Naples	4,604	4,731	9,335	5,191	2,110	7,301	16,636	50	65	415	983	3,470	136	4,589	27,370	18,045	0	5,467	50,882	72,637
Phelps	6,998	4,786	11,784	7,529	2,826	10,355	22,139	102	115	0	510	3,784	101	4,395	27,370	18,045	0	5,405	50,820	77,571
Red Jacket	4,273	1,784	6,057	2,394	813	3,207	9,264	0	0	0	268	1,562	6	1,836	27,371	18,045	0	5,413	50,829	61,929
Victor	14,336	6,023	20,359	15,017	3,434	18,451	38,810	0	265	19	1,626	4,616	9	6,251	27,370	18,045	0	5,522	50,937	96,282
Wood	18,024	9,615	27,639	17,367	7,867	25,234	52,873	0	251	16	1,382	5,623	95	7,100	28,894	21,370	2,894	6,002	59,160	119,400
<b>TOTAL</b>	<b>96,332</b>	<b>49,397</b>	<b>145,729</b>	<b>80,209</b>	<b>29,121</b>	<b>109,330</b>	<b>255,059</b>	<b>319</b>	<b>1,206</b>	<b>475</b>	<b>12,392</b>	<b>41,508</b>	<b>528</b>	<b>54,428</b>	<b>329,967</b>	<b>219,865</b>	<b>2,894</b>	<b>66,644</b>	<b>619,370</b>	<b>930,857</b>
<b>SYSTEM TOTALS</b>	<b>326,702</b>	<b>182,079</b>	<b>508,781</b>	<b>240,098</b>	<b>101,484</b>	<b>341,582</b>	<b>850,363</b>	<b>2,362</b>	<b>4,484</b>	<b>1,647</b>	<b>39,679</b>	<b>113,573</b>	<b>2,470</b>	<b>155,722</b>	<b>1,154,291</b>	<b>765,783</b>	<b>4,539</b>	<b>231,100</b>	<b>2,155,713</b>	<b>3,170,291</b>

**2023 TOTAL HOLDINGS, by COUNTY  
WAYNE AND WYOMING LIBRARIES**

2023	Cataloged Book Holdings							Other Print Holdings			Non-Electronic Materials				Electronic Materials					Grand Total Holdings
	Adult Fiction	Adult Non-Fiction	Total Adult	Children Fiction	Children Non-Fiction	Total Children	Total Cataloged Books	Uncataloged Books	Serials	All Other Print	Audio Physical	Video Physical	All Other	Total All Other Materials	E-books	Audio Downloadable	Video Downloadable	Other Electronic Materials	Total All Electronic Materials	
<b>WAYNE</b>																				
Clyde-Sav	19,350	10,044	29,394	9,121	4,920	14,041	43,435	138	186	14	3,567	7,804	139	11,510	27,372	18,045	0	5,577	50,994	106,277
Lyons	10,012	4,947	14,959	4,306	2,199	6,505	21,464	0	30	0	374	1,447	190	2,011	27,395	18,045	0	5,690	51,130	74,635
Macedon	9,719	9,638	19,357	9,531	2,678	12,209	31,566	0	225	8	465	2,693	170	3,328	27,422	18,045	0	5,510	50,977	86,104
Marion	4,096	2,151	6,247	3,851	1,519	5,370	11,617	0	60	0	873	2,689	10	3,572	27,370	18,045	0	5,402	50,817	66,066
Newark	11,554	5,133	16,687	7,431	2,318	9,749	26,436	0	61	1	1,915	3,536	68	5,519	28,350	18,676	137	5,535	52,698	84,715
Ontario	10,034	3,397	13,431	7,756	2,911	10,667	24,098	0	21	0	961	2,849	51	3,861	27,701	18,644	646	5,481	52,472	80,452
Palmyra	4,953	4,170	9,123	5,160	2,096	7,256	16,379	0	245	12	570	1,786	112	2,468	27,370	18,045	0	5,666	51,081	70,185
Red Creek	4,888	1,187	6,075	3,495	850	4,345	10,420	0	0	154	84	1,572	3	1,659	27,370	18,045	0	5,403	50,818	63,051
Rose	4,911	2,178	7,089	2,837	1,510	4,347	11,436	0	129	17	55	1,558	74	1,687	27,370	18,045	0	5,456	50,871	64,140
Sodus	12,875	9,450	22,325	6,294	4,908	11,202	33,527	0	397	1	1,940	3,633	158	5,731	27,479	18,316	143	5,436	51,374	91,030
Walworth	8,718	3,866	12,584	6,897	2,341	9,238	21,822	0	54	7	1,714	6,144	236	8,094	27,375	18,045	0	5,679	51,099	81,076
Williamson	9,450	8,357	17,807	9,825	5,814	15,639	33,446	365	181	21	3,180	3,718	112	7,010	27,882	19,315	118	5,716	53,031	94,054
Wolcott	3,932	1,874	5,806	2,159	662	2,821	8,627	0	115	11	154	2,554	171	2,879	27,370	18,045	0	5,743	51,158	62,790
<b>TOTAL</b>	<b>114,492</b>	<b>66,392</b>	<b>180,884</b>	<b>78,663</b>	<b>34,726</b>	<b>113,389</b>	<b>294,273</b>	<b>503</b>	<b>1,704</b>	<b>246</b>	<b>15,852</b>	<b>41,983</b>	<b>1,494</b>	<b>59,329</b>	<b>357,826</b>	<b>237,356</b>	<b>1,044</b>	<b>72,294</b>	<b>668,520</b>	<b>1,024,575</b>
<b>WYOMING</b>																				
Arcade	12,208	3,905	16,113	4,784	2,307	7,091	23,204	0	92	1	734	2,357	65	3,156	27,370	18,045	0	5,517	50,932	77,385
Stevens	10,987	6,281	17,268	6,875	3,589	10,464	27,732	200	272	242	1,715	3,551	58	5,324	27,370	18,045	0	5,458	50,873	84,643
Eagle	5,018	2,846	7,864	4,758	2,112	6,870	14,734	0	12	0	165	1,250	2	1,417	27,370	18,045	0	5,401	50,816	66,979
CAGreene	5,951	2,177	8,128	2,979	1,103	4,082	12,210	0	172	0	681	1,326	41	2,048	27,370	18,045	0	5,401	50,816	65,246
Perry	7,369	3,028	10,397	5,894	1,844	7,738	18,135	0	21	189	289	1,314	8	1,611	27,370	18,045	0	5,435	50,850	70,806
Pike	4,133	1,387	5,520	2,710	1,391	4,101	9,621	55	0	0	69	1,042	4	1,115	27,370	18,045	0	5,401	50,816	61,607
Gainesville	7,141	3,312	10,453	3,738	2,360	6,098	16,551	177	79	40	121	1,703	11	1,835	27,372	18,045	0	5,401	50,818	69,500
Warsaw	5,503	2,827	8,330	4,225	2,091	6,316	14,646	0	49	12	403	1,333	19	1,755	27,370	18,045	0	5,401	50,816	67,278
Wyoming	2,793	1,688	4,481	2,591	838	3,429	7,910	280	55	0	101	1,055	1	1,157	27,370	18,045	0	5,419	50,834	60,236
<b>TOTAL</b>	<b>61,103</b>	<b>27,451</b>	<b>88,554</b>	<b>38,554</b>	<b>17,635</b>	<b>56,189</b>	<b>144,743</b>	<b>712</b>	<b>752</b>	<b>484</b>	<b>4,278</b>	<b>14,931</b>	<b>209</b>	<b>19,418</b>	<b>246,332</b>	<b>162,405</b>	<b>0</b>	<b>48,834</b>	<b>457,571</b>	<b>623,680</b>
<b>SYSTEM TOTALS</b>	<b>326,702</b>	<b>182,079</b>	<b>508,781</b>	<b>240,098</b>	<b>101,484</b>	<b>341,582</b>	<b>850,363</b>	<b>2,362</b>	<b>4,484</b>	<b>1,647</b>	<b>39,679</b>	<b>113,573</b>	<b>2,470</b>	<b>155,722</b>	<b>1,154,291</b>	<b>765,783</b>	<b>4,539</b>	<b>231,100</b>	<b>2,155,713</b>	<b>3,170,291</b>

2022/2023 CHILDREN'S HOLDINGS AND CIRCULATION COMPARISONS by County

	Children's Book HOLDINGS							Children's Book CIRCULATION							TOTAL CHILDREN'S CIRC (ALL formats)		
	2022			2023			% change	2022			2023			% change	2022	2023	% change
	Fiction	Non-Fiction	Total	Fiction	Non-Fiction	Total		Fiction	Non-Fiction	TOTAL	Fiction	Non-Fiction	TOTAL				
<b>LIVINGSTON</b>																	
Avon	6,064	2,309	8,373	6,205	2,324	8,529	2%	11,783	2,222	14,005	12,812	2,988	15,800	13%	15,644	17,600	13%
Caledonia	3,532	1,949	5,481	3,413	1,944	5,357	-2%	3,622	799	4,421	3,937	819	4,756	8%	4,582	4,893	7%
Dansville	6,709	3,035	9,744	7,158	3,182	10,340	6%	13,553	2,672	16,225	12,209	2,879	15,088	-7%	16,646	15,587	-6%
Wadsworth	7,126	4,166	11,292	7,439	4,123	11,562	2%	18,979	4,555	23,534	19,966	4,861	24,827	5%	25,879	26,637	3%
Lima	4,338	2,886	7,224	4,305	3,007	7,312	1%	3,750	1,247	4,997	4,138	1,324	5,462	9%	5,613	6,185	10%
Livonia	6,555	2,000	8,555	6,443	2,020	8,463	-1%	21,886	4,184	26,070	22,341	3,552	25,893	-1%	28,048	27,473	-2%
Mount Morris	3,589	1,348	4,937	3,740	1,371	5,111	4%	4,379	1,541	5,920	4,022	1,145	5,167	-13%	6,792	5,899	-13%
Bell	4,051	1,951	6,002	3,969	2,031	6,000	0%	4,041	1,041	5,082	3,835	1,032	4,867	-4%	5,349	5,101	-5%
<b>TOTAL</b>	<b>41,964</b>	<b>19,644</b>	<b>61,608</b>	<b>42,672</b>	<b>20,002</b>	<b>62,674</b>	<b>1.7%</b>	<b>81,993</b>	<b>18,261</b>	<b>100,254</b>	<b>83,260</b>	<b>18,600</b>	<b>101,860</b>	<b>2%</b>	<b>108,553</b>	<b>109,375</b>	<b>1%</b>
<b>ONTARIO</b>																	
Allens Hill	2,830	857	3,687	2,902	894	3,796	3%	466	107	573	1,109	126	1,235	116%	647	1,288	99%
Bloomfield	4,840	1,145	5,985	4,352	867	5,219	-13%	5,589	750	6,339	6,813	629	7,442	17%	6,701	7,864	17%
Bristol	2,206	1,039	3,245	2,283	1,051	3,334	3%	1,149	464	1,613	1,235	593	1,828	13%	1,807	1,932	7%
Clifton Springs	4,531	1,699	6,230	4,598	1,697	6,295	1%	9,767	1,784	11,551	8,353	1,548	9,901	-14%	12,937	10,721	-17%
Geneva	6,890	3,508	10,398	8,211	3,473	11,684	12%	20,507	4,015	24,522	20,329	5,411	25,740	5%	27,754	29,672	6.9%
Gorham	7,086	2,588	9,674	6,856	2,566	9,422	-3%	8,686	2,349	11,035	7,954	1,679	9,633	-13%	12,976	11,311	-13%
Honeoye	3,427	2,094	5,521	3,509	1,523	5,032	-9%	6,597	1,470	8,067	8,150	1,870	10,020	24%	8,832	10,760	21.8%
Naples	4,954	2,195	7,149	5,191	2,110	7,301	2%	8,058	1,972	10,030	8,049	2,298	10,347	3%	11,006	11,140	1%
Phelps	7,083	2,763	9,846	7,529	2,826	10,355	5%	8,079	1,411	9,490	8,987	1,046	10,033	6%	9,934	10,459	5%
Red Jacket	2,624	871	3,495	2,394	813	3,207	-8%	866	133	999	1,769	424	2,193	120%	1,228	2,529	105.9%
Victor	14,268	3,508	17,776	15,017	3,434	18,451	4%	77,953	14,734	92,687	83,900	14,593	98,493	6%	96,914	102,928	6%
Wood	17,168	7,770	24,938	17,367	7,867	25,234	1%	55,140	13,939	69,079	61,013	15,854	76,867	11%	73,769	82,128	11%
<b>TOTAL</b>	<b>77,907</b>	<b>30,037</b>	<b>107,944</b>	<b>80,209</b>	<b>29,121</b>	<b>109,330</b>	<b>1%</b>	<b>202,857</b>	<b>43,128</b>	<b>245,985</b>	<b>217,661</b>	<b>46,071</b>	<b>263,732</b>	<b>7%</b>	<b>264,505</b>	<b>282,732</b>	<b>6.9%</b>
<b>System Totals</b>	<b>237,666</b>	<b>102,886</b>	<b>340,552</b>	<b>240,098</b>	<b>101,484</b>	<b>341,582</b>	<b>0.3%</b>	<b>458,733</b>	<b>100,336</b>	<b>559,069</b>	<b>484,840</b>	<b>103,464</b>	<b>588,304</b>	<b>5%</b>	<b>609,238</b>	<b>638,347</b>	<b>5%</b>

2022/2023 CHILDREN'S HOLDINGS AND CIRCULATION COMPARISONS by County

HISTORICAL DATA

	Children's Book HOLDINGS							Children's Book CIRCULATION							TOTAL CHILDREN'S CIRC (ALL formats)		
	2022			2023			% change	2022			2023			% change	2022	2023	% change
	Fiction	Non-Fiction	Total	Fiction	Non-Fiction	Total		Fiction	Non-Fiction	TOTAL	Fiction	Non-Fiction	TOTAL				
<b>WAYNE</b>																	
Clyde	8,962	4,878	13,840	9,121	4,920	14,041	1.45%	2,872	869	3,741	4,312	760	5,072	36%	4,548	5,926	30%
Lyons	4,487	2,467	6,954	4,306	2,199	6,505	-6%	5,449	1,366	6,815	6,240	1,130	7,370	8%	7,718	8,614	12%
Macedon	9,537	2,604	12,141	9,531	2,678	12,209	1%	17,622	3,202	20,824	18,887	3,335	22,222	7%	22,320	23,735	6%
Marion	4,315	1,365	5,680	3,851	1,519	5,370	-5%	7,368	1,736	9,104	7,768	1,743	9,511	4%	10,263	10,728	5%
Newark	7,435	2,420	9,855	7,431	2,318	9,749	-1%	14,176	3,375	17,551	13,726	3,253	16,979	-3%	19,928	19,371	-3%
Ontario	7,840	3,146	10,986	7,756	2,911	10,667	-3%	20,859	4,445	25,304	21,616	4,100	25,716	2%	27,753	28,081	1%
Palmyra	4,917	2,171	7,088	5,160	2,096	7,256	2%	15,432	3,993	19,425	16,150	3,812	19,962	3%	20,482	20,879	2%
Red Creek	3,392	854	4,246	3,495	850	4,345	2%	3,405	235	3,640	4,518	408	4,926	35%	4,110	5,361	30%
Rose	2,681	1,492	4,173	2,837	1,510	4,347	4%	1,102	419	1,521	1,035	294	1,329	-13%	1,890	1,672	-12%
Sodus	6,351	4,870	11,221	6,294	4,908	11,202	0%	10,423	2,771	13,194	10,751	2,938	13,689	4%	14,171	14,392	2%
Walworth	6,912	2,314	9,226	6,897	2,341	9,238	0%	9,917	1,225	11,142	11,666	1,721	13,387	20%	12,284	14,950	22%
Williamson	9,940	5,877	15,817	9,825	5,814	15,639	-1%	16,103	3,741	19,844	18,323	3,406	21,729	9%	22,865	24,716	8%
Wolcott	2,057	665	2,722	2,159	662	2,821	4%	3,797	916	4,713	3,828	1,133	4,961	5.3%	5,435	5,633	4%
<b>TOTAL</b>	<b>78,826</b>	<b>35,123</b>	<b>113,949</b>	<b>78,663</b>	<b>34,726</b>	<b>113,389</b>	<b>-0.5%</b>	<b>128,525</b>	<b>28,293</b>	<b>156,818</b>	<b>138,820</b>	<b>28,033</b>	<b>166,853</b>	<b>6%</b>	<b>173,767</b>	<b>184,058</b>	<b>6%</b>
<b>WYOMING</b>																	
Arcade	4,636	2,303	6,939	4,784	2,307	7,091	2%	10,252	2,747	12,999	11,722	3,202	14,924	15%	14,597	16,475	13%
Stevens	6,912	3,648	10,560	6,875	3,589	10,464	-1%	8,205	1,648	9,853	8,223	1,800	10,023	2%	11,114	11,375	2%
Eagle	4,692	2,105	6,797	4,758	2,112	6,870	1%	875	144	1,019	1,171	185	1,356	33%	1,339	1,703	27%
C.A. Greene	3,089	1,091	4,180	2,979	1,103	4,082	-2%	6,224	1,458	7,682	5,698	949	6,647	-13%	9,506	8,171	-14%
Perry	6,334	2,193	8,527	5,894	1,844	7,738	-9%	8,333	1,247	9,580	8,080	1,884	9,964	4%	9,979	10,424	4%
Pike	2,703	1,388	4,091	2,710	1,391	4,101	0%	1,332	591	1,923	1,032	249	1,281	-33%	2,027	1,342	-34%
Gainesville	3,674	2,383	6,057	3,738	2,360	6,098	1%	923	333	1,256	864	268	1,132	-10%	1,384	1,255	-9%
Warsaw	4,348	2,136	6,484	4,225	2,091	6,316	-3%	8,303	2,253	10,556	6,966	1,938	8,904	-16%	11,160	9,594	-14%
Wyoming	2,581	835	3,416	2,591	838	3,429	0.4%	911	233	1,144	1,343	285	1,628	42%	1,307	1,843	41%
<b>TOTAL</b>	<b>38,969</b>	<b>18,082</b>	<b>57,051</b>	<b>38,554</b>	<b>17,635</b>	<b>56,189</b>	<b>-1.5%</b>	<b>45,358</b>	<b>10,654</b>	<b>56,012</b>	<b>45,099</b>	<b>10,760</b>	<b>55,859</b>	<b>0%</b>	<b>62,413</b>	<b>62,182</b>	<b>0%</b>
<b>System Totals</b>	<b>237,666</b>	<b>102,886</b>	<b>340,552</b>	<b>240,098</b>	<b>101,484</b>	<b>341,582</b>	<b>0.30%</b>	<b>458,733</b>	<b>100,336</b>	<b>559,069</b>	<b>484,840</b>	<b>103,464</b>	<b>588,304</b>	<b>5%</b>	<b>609,238</b>	<b>638,347</b>	<b>5%</b>



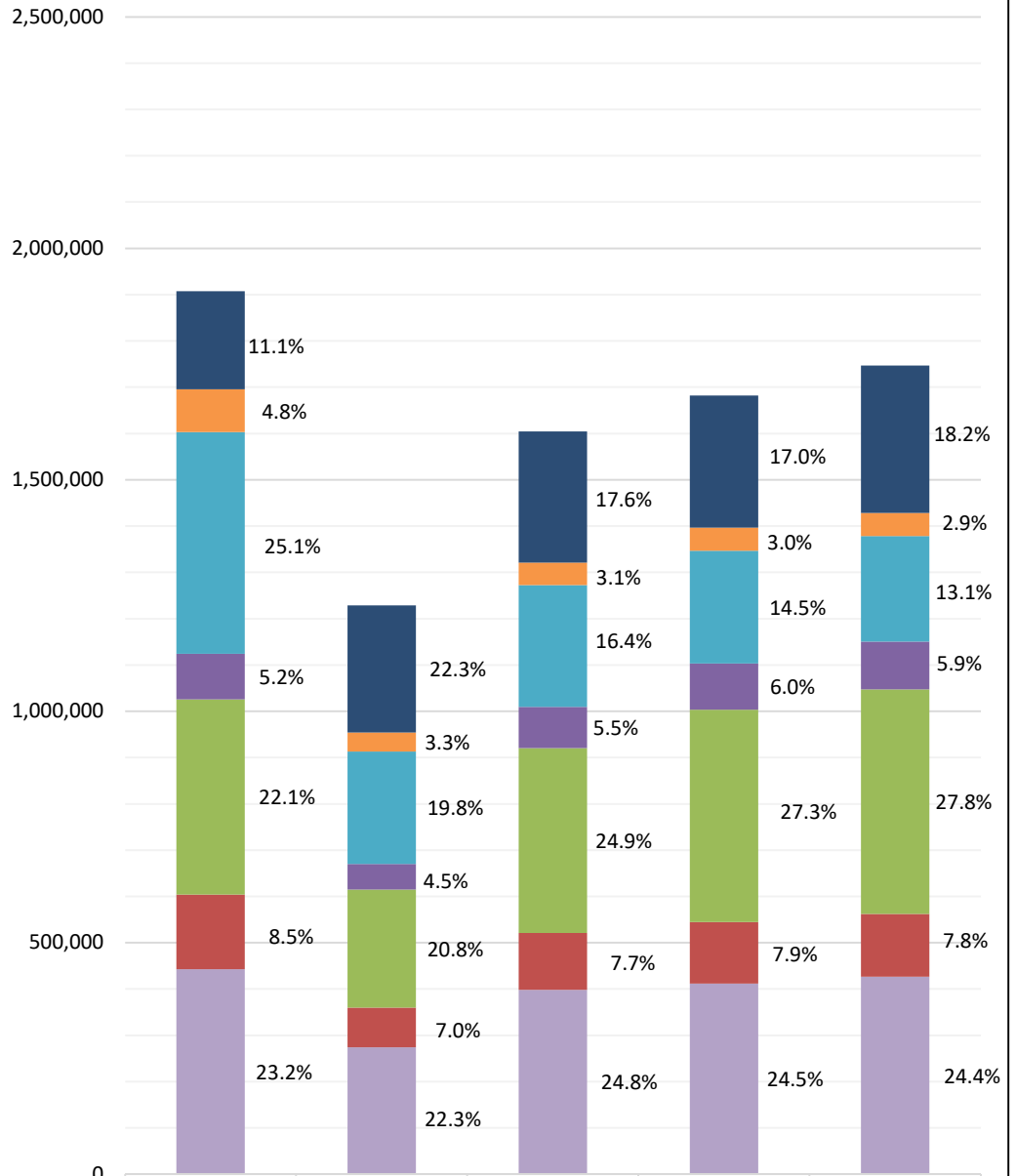
CIRCULATION STATISTICS DETAIL 2023  
LIVINGSTON AND ONTARIO LIBRARIES

	Adult Book Circulation			Children's Book Circulation			Total Book Circulation	Other Materials				Grand Total Circulation	Successful Retrieval of Electronic Info	Total Collection Use	Children's Grand Total	Children's % of Total
	Fiction	Non-Fict	Total	Fiction	Non-Fiction	Total		Adult	Children's	Electronic	Total					
<b>LIVINGSTON</b>																
AVON	13,230	4,692	17,922	12,812	2,988	15,800	33,722	6,773	1,800	11,770	20,343	54,065	5,297	59,362	17,600	32.6%
CALEDONIA	5,231	1,108	6,339	3,937	819	4,756	11,095	1,610	137	3,474	5,221	16,316	2,375	18,691	4,893	30.0%
DANSVILLE	17,444	5,751	23,195	12,209	2,879	15,088	38,283	7,739	499	8,863	17,101	55,384	8,285	63,669	15,587	28.1%
WADSWORTH	15,805	6,181	21,986	19,966	4,861	24,827	46,813	9,620	1,810	17,154	28,584	75,397	6,420	81,817	26,637	35.3%
LIMA	5,735	2,021	7,756	4,138	1,324	5,462	13,218	2,629	723	5,146	8,498	21,716	3,188	24,904	6,185	28.5%
LIVONIA	17,378	4,960	22,338	22,341	3,552	25,893	48,231	6,637	1,580	13,205	21,422	69,653	8,345	77,998	27,473	39.4%
MOUNT MORRIS	4,051	1,809	5,860	4,022	1,145	5,167	11,027	2,568	732	2,001	5,301	16,328	1,543	17,871	5,899	36.1%
BELL	5,323	2,112	7,435	3,835	1,032	4,867	12,302	2,866	234	3,859	6,959	19,261	2,928	22,189	5,101	26.5%
<b>TOTAL</b>	<b>84,197</b>	<b>28,634</b>	<b>112,831</b>	<b>83,260</b>	<b>18,600</b>	<b>101,860</b>	<b>214,691</b>	<b>40,442</b>	<b>7,515</b>	<b>65,472</b>	<b>113,429</b>	<b>328,120</b>	<b>38,381</b>	<b>366,501</b>	<b>109,375</b>	<b>33.3%</b>
<b>ONTARIO</b>																
ALLENS HILL	1,184	362	1,546	1,109	126	1,235	2,781	1,136	53	343	1,532	4,313	222	4,535	1,288	29.9%
BLOOMFIELD	7,834	2,239	10,073	6,813	629	7,442	17,515	4,908	422	7,651	12,981	30,496	3,173	33,669	7,864	25.8%
BRISTOL	2,109	933	3,042	1,235	593	1,828	4,870	1,945	104	2,278	4,327	9,197	879	10,076	1,932	21.0%
CLIFTON SPRINGS	12,524	2,856	15,380	8,353	1,548	9,901	25,281	4,612	820	5,038	10,470	35,751	3,825	39,576	10,721	30.0%
GENEVA	26,297	7,770	34,067	20,329	5,411	25,740	59,807	14,109	3,932	20,877	38,918	98,725	13,178	111,903	29,672	30.1%
GORHAM	5,163	1,743	6,906	7,954	1,679	9,633	16,539	1,628	1,678	1,645	4,951	21,490	2,219	23,709	11,311	52.6%
HONEOYE	8,649	3,179	11,828	8,150	1,870	10,020	21,848	5,538	740	6,628	12,906	34,754	4,315	39,069	10,760	31.0%
NAPLES	5,345	3,396	8,741	8,049	2,298	10,347	19,088	4,266	793	5,264	10,323	29,411	4,032	33,443	11,140	37.9%
PHELPS	3,715	1,125	4,840	8,987	1,046	10,033	14,873	1,661	426	2,929	5,016	19,889	2,743	22,632	10,459	52.6%
RED JACKET	2,951	611	3,562	1,769	424	2,193	5,755	1,300	336	2,798	4,434	10,189	2,584	12,773	2,529	24.8%
VICTOR	45,517	13,700	59,217	83,900	14,593	98,493	157,710	20,500	4,435	38,903	63,838	221,548	19,704	241,252	102,928	46.5%
WOOD	51,701	18,220	69,921	61,013	15,854	76,867	146,788	25,031	5,261	50,326	80,618	227,406	26,397	253,803	82,128	36.1%
<b>TOTAL</b>	<b>172,989</b>	<b>56,134</b>	<b>229,123</b>	<b>217,661</b>	<b>46,071</b>	<b>263,732</b>	<b>492,855</b>	<b>86,634</b>	<b>19,000</b>	<b>144,680</b>	<b>250,314</b>	<b>743,169</b>	<b>83,271</b>	<b>826,440</b>	<b>282,732</b>	<b>38.0%</b>
<b>SYSTEM TOTALS</b>	<b>426,380</b>	<b>135,716</b>	<b>562,096</b>	<b>484,840</b>	<b>103,464</b>	<b>588,304</b>	<b>1,150,400</b>	<b>228,125</b>	<b>50,043</b>	<b>318,164</b>	<b>596,332</b>	<b>1,746,732</b>	<b>206,280</b>	<b>1,953,012</b>	<b>638,347</b>	<b>36.5%</b>

CIRCULATION STATISTICS DETAIL 2023  
WAYNE AND WYOMING LIBRARIES

	Adult Book Circulation			Children's Book Circulation			Total	Other Materials				Grand Total	Successful Retrieval of Electronic Info	Total Collection Use	Children's Grand Total	Children's % of Total
	Fiction	Non-Fict	Total	Fiction	Non-Fict	Total	Book	Adult	Children's	Electronic	Total	Circulation				
<b>WAYNE</b>																
CLYDE	5,486	1,637	7,123	4,312	760	5,072	12,195	5,262	854	3,007	9,123	21,318	2,717	24,035	5,926	27.8%
LYONS	8,611	2,649	11,260	6,240	1,130	7,370	18,630	6,085	1,244	2,782	10,111	28,741	3,579	32,320	8,614	30.0%
MACEDON	15,508	4,855	20,363	18,887	3,335	22,222	42,585	7,589	1,513	9,004	18,106	60,691	5,524	66,215	23,735	39.1%
MARION	3,810	1,482	5,292	7,768	1,743	9,511	14,803	3,293	1,217	3,774	8,284	23,087	2,836	25,923	10,728	46.5%
NEWARK	16,954	5,164	22,118	13,726	3,253	16,979	39,097	9,903	2,392	9,745	22,040	61,137	13,367	74,504	19,371	31.7%
ONTARIO	18,891	6,143	25,034	21,616	4,100	25,716	50,750	9,128	2,365	14,717	26,210	76,960	7,837	84,797	28,081	36.5%
PALMYRA	10,507	4,134	14,641	16,150	3,812	19,962	34,603	7,311	917	6,503	14,731	49,334	4,789	54,123	20,879	42.3%
RED CREEK	2,698	563	3,261	4,518	408	4,926	8,187	697	435	959	2,091	10,278	1,020	11,298	5,361	52.2%
ROSE	1,820	339	2,159	1,035	294	1,329	3,488	618	343	607	1,568	5,056	891	5,947	1,672	33.1%
SODUS	9,646	2,432	12,078	10,751	2,938	13,689	25,767	4,868	703	5,584	11,155	36,922	5,450	42,372	14,392	39.0%
WALWORTH	9,738	2,579	12,317	11,666	1,721	13,387	25,704	5,504	1,563	11,126	18,193	43,897	6,264	50,161	14,950	34.1%
WILLIAMSON	10,293	4,008	14,301	18,323	3,406	21,729	36,030	10,866	2,987	9,565	23,418	59,448	6,394	65,842	24,716	41.6%
WOLCOTT	6,097	1,235	7,332	3,828	1,133	4,961	12,293	3,855	672	3,132	7,659	19,952	2,430	22,382	5,633	28.2%
<b>TOTAL</b>	120,059	37,220	157,279	138,820	28,033	166,853	324,132	74,979	17,205	80,505	172,689	496,821	63,098	559,919	184,058	37.0%
<b>WYOMING</b>																
ARCADE	13,281	2,733	16,014	11,722	3,202	14,924	30,938	6,505	1,551	5,330	13,386	44,324	5,046	49,370	16,475	37.2%
STEVENS	7,692	2,527	10,219	8,223	1,800	10,023	20,242	5,071	1,352	4,940	11,363	31,605	3,321	34,926	11,375	36.0%
EAGLE	1,229	251	1,480	1,171	185	1,356	2,836	658	347	885	1,890	4,726	439	5,165	1,703	36.0%
CORDELIA GREENE	4,152	1,113	5,265	5,698	949	6,647	11,912	2,801	1,524	1,443	5,768	17,680	1,505	19,185	8,171	46.2%
PERRY	7,039	2,265	9,304	8,080	1,884	9,964	19,268	3,136	460	5,535	9,131	28,399	5,408	33,807	10,424	36.7%
PIKE	1,362	786	2,148	1,032	249	1,281	3,429	675	61	376	1,112	4,541	331	4,872	1,342	29.6%
GAINESVILLE	3,084	462	3,546	864	268	1,132	4,678	1,177	123	261	1,561	6,239	722	6,961	1,255	20.1%
WARSAW	10,116	3,014	13,130	6,966	1,938	8,904	22,034	5,359	690	7,960	14,009	36,043	4,185	40,228	9,594	26.6%
WYOMING	1,180	577	1,757	1,343	285	1,628	3,385	688	215	777	1,680	5,065	573	5,638	1,843	36.4%
<b>TOTAL</b>	49,135	13,728	62,863	45,099	10,760	55,859	118,722	26,070	6,323	27,507	59,900	178,622	21,530	200,152	62,182	34.8%
<b>SYSTEM TOTALS</b>	426,380	135,716	562,096	484,840	103,464	588,304	1,150,400	228,125	50,043	318,164	596,332	1,746,732	206,280	1,953,012	638,347	36.5%

**OWWL Member Libraries  
Total Circulation Breakout (5-yr Historical)**



	2019	2020	2021	2022	2023
■ E-Materials	212,133	274,224	282,878	285,407	318,164
■ Other Materials (Children) includes physical DVD, CD Audiotape	92,079	41,083	49,146	50,169	50,043
■ Other Materials (Adult) includes physical DVD, CD Audiotape	479,104	242,827	263,094	243,163	228,125
■ Books (Children's Non Fiction)	98,487	55,564	88,702	100,336	103,464
■ Books (Children's Fiction)	421,604	254,943	399,136	458,733	484,840
■ Books (Adult Non Fiction)	161,196	85,450	122,813	132,654	135,716
■ Books (Adult Fiction)	442,885	274,433	398,529	411,773	426,380

**Total Circulation (all formats)**      **1,907,488**      **1,228,524**      **1,604,298**      **1,682,235**      **1,746,732**

2022/2023 CIRCULATION STATISTICS, by COUNTY

*NOTE: Circulation no longer includes ILL's loaned*

<b>LIVINGSTON</b>	<b>2022</b>	<b>2023</b>	<b>DIFFERENCE</b>	<b>% + OR -</b>
AVON	52,756	54,065	1,309	2.48%
CALEDONIA	15,506	16,316	810	5.22%
DANSVILLE	52,251	55,384	3,133	6.00%
WADSWORTH	74,740	75,397	657	0.88%
LIMA	19,274	21,716	2,442	12.67%
LIVONIA	67,341	69,653	2,312	3.43%
MOUNT MORRIS	18,535	16,328	(2,207)	-11.91%
BELL	18,669	19,261	592	3.17%
<b>TOTAL LIVINGSTON LIBS</b>	<b>319,072</b>	<b>328,120</b>	<b>9,048</b>	<b>2.84%</b>

<b>ONTARIO</b>	<b>2022</b>	<b>2023</b>	<b>DIFFERENCE</b>	<b>% + OR -</b>
ALLENS HILL	2,969	4,313	1,344	45.27%
BLOOMFIELD	29,067	30,496	1,429	4.92%
BRISTOL	8,263	9,197	934	11.30%
CLIFTON SPRINGS	37,230	35,751	(1,479)	-3.97%
GENEVA	93,002	98,725	5,723	6.15%
GORHAM	24,187	21,490	(2,697)	-11.15%
HONEOYE	32,645	34,754	2,109	6.46%
NAPLES	29,861	29,411	(450)	-1.51%
PHELPS	19,022	19,889	867	4.56%
RED JACKET	7,666	10,189	2,523	32.91%
VICTOR	208,557	221,548	12,991	6.23%
WOOD	214,298	227,406	13,108	6.12%
<b>TOTAL ONTARIO LIBS</b>	<b>706,767</b>	<b>743,169</b>	<b>36,402</b>	<b>5.15%</b>

<b>WAYNE</b>	<b>2022</b>	<b>2023</b>	<b>DIFFERENCE</b>	<b>% + OR -</b>
CLYDE	18,334	21,318	2,984	16.28%
LYONS	26,123	28,741	2,618	10.02%
MACEDON	58,699	60,691	1,992	3.39%
MARION	21,978	23,087	1,109	5.05%
NEWARK	61,596	61,137	(459)	-0.75%
ONTARIO	76,398	76,960	562	0.74%
PALMYRA	50,036	49,334	(702)	-1.40%
RED CREEK	8,517	10,278	1,761	20.68%
ROSE	4,986	5,056	70	1.40%
SODUS	36,686	36,922	236	0.64%
WALWORTH	36,908	43,897	6,989	18.94%
WILLIAMSON	56,489	59,448	2,959	5.24%
WOLCOTT	21,325	19,952	(1,373)	-6.44%
<b>TOTAL WAYNE LIBS</b>	<b>478,075</b>	<b>496,821</b>	<b>18,746</b>	<b>3.92%</b>

<b>WYOMING</b>	<b>2022</b>	<b>2023</b>	<b>DIFFERENCE</b>	<b>% + OR -</b>
ARCADE	43,263	44,324	1,061	2.45%
STEVENS	30,412	31,605	1,193	3.92%
EAGLE	3,471	4,726	1,255	36.16%
CORDELIA A GREENE	18,746	17,680	(1,066)	-5.69%
PERRY	29,047	28,399	(648)	-2.23%
PIKE	5,841	4,541	(1,300)	-22.26%
GAINESVILLE	7,847	6,239	(1,608)	-20.49%
WARSAW	34,961	36,043	1,082	3.09%
WYOMING	4,733	5,065	332	7.01%
<b>TOTAL WYOMING LIBS</b>	<b>178,321</b>	<b>178,622</b>	<b>301</b>	<b>0.17%</b>

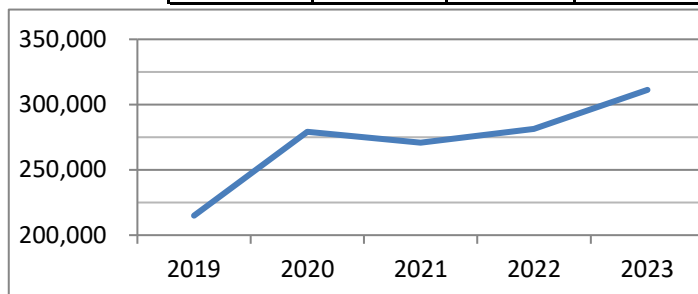
  

<b>System TOTALS</b>	<b>1,682,235</b>	<b>1,746,732</b>	<b>64,497</b>	<b>3.83%</b>
----------------------	------------------	------------------	---------------	--------------

**\*OWWL2GO (Overdrive) CIRCULATION - Systemwide  
Five Year Historical (2019-2023)**

	2019	2020	2021	2022	2023
Allens Hill Free Library	255	377	421	344	343
Arcade Free Library	4,229	5,280	4412	4568	5330
Avon Free Library	7,496	11,049	9850	10343	11770
Bell Memorial Library--Nunda	2,593	3,107	3170	3137	3859
Bloomfield Public Library	5,261	7,313	7406	7310	7651
Bristol Library	850	898	824	1491	2278
Caledonia Library	2,185	2,607	2642	2579	3474
Clifton Springs Library	2,680	4,481	4514	4333	5038
Clyde-Savannah Public Library	2,196	2,818	2236	2606	3007
Cordelia A. Greene--Castile	538	1,197	1261	1269	1443
Dansville Public Library	5,127	7,393	7210	7985	8863
Eagle Free Library--Bliss	378	538	819	501	885
Gainesville Public Library--Silver Springs	294	316	550	317	261
Geneva Public Library	13,808	17,386	16525	17709	20877
Gorham Free Library	1,475	1,855	1604	1746	1645
Honeoye Public Library	4,494	5,675	5694	6074	6628
Lima Public Library	4,069	5,433	5129	4743	5146
Livonia Public Library	8,060	10,358	11834	11658	13205
Lyons Public Library	2,131	2,732	2177	2193	2782
Macedon Public Library	5,873	8,140	8503	8082	9004
Marion Public Library	2,771	3,453	3524	3334	3774
Mount Morris Public Library	1,928	2,205	1952	1657	2001
Naples Library	4,288	4,626	4716	4959	5264
Newark Public Library	9,206	10,829	9991	9217	9745
Ontario Public Library	9,190	11,546	10276	12498	13141
OWWL Library System Headquarters	6,088	7,114	5185	5426	2982
Palmyra Community Library	4,620	6,597	6353	7012	6503
Perry Public Library	4,411	5,176	4945	4948	5535
Phelps Community Memorial Library	2,349	3,235	3123	2924	2929
Pike Library	420	426	244	226	376
Red Creek Free Library	297	432	339	790	959
Red Jacket Community Library	2,186	2,937	2904	2495	2798
Rose Free Library	205	247	266	396	607
Sodus Free Library	3,151	4,254	4455	5012	5061
Stevens Memorial Library--Attica	3,076	4,301	4520	4251	4940
Victor Farmington Library	25,167	32,764	32095	33522	38903
Wadsworth Library--Geneseo	10,189	12,383	12771	13076	17154
Walworth-Seely Public Library	6,816	9,992	9204	10490	11126
Warsaw Public Library	5,297	6,990	6881	7544	7960
Williamson Library	6,351	7,638	7424	7301	7500
Wolcott Public Library	2,459	3,261	3088	3238	3132
Wood Library Association - Canandaigua	30,159	39,108	39197	41301	44758
Wyoming Free Library	543	682	606	810	777
	215,159	279,149	270,840	281,415	311,414

\* does not include periodical usage



**OWWL2go (Overdrive) CIRCULATION and USAGE BREAKOUT  
by Library**

**2023**

	<b>2023 Total Circ and Usage</b>	<b>% of Total OWWL Usage</b>	<b>E-book Circ</b>	<b>% of YOUR Library</b>	<b>Audiobook Circ</b>	<b>% of YOUR Library</b>	<b>Magazine Usage</b>	<b>% of YOUR Library</b>
Allens Hill Free Library	346	0.10%	81	0.05%	262	0.17%	3	0.01%
Arcade Free Library	5,824	1.69%	2504	1.63%	2826	1.79%	494	1.47%
Avon Free Library	12,599	3.65%	5638	3.68%	6132	3.88%	829	2.46%
Bell Memorial Library--Nunda	4,171	1.21%	2387	1.56%	1472	0.93%	312	0.93%
Bloomfield Public Library	8,354	2.42%	3527	2.30%	4124	2.61%	703	2.09%
Bristol Library	2,331	0.68%	1037	0.68%	1241	0.78%	53	0.16%
Caledonia Library	3,563	1.03%	1724	1.12%	1750	1.11%	89	0.26%
Clifton Springs Library	5,636	1.63%	2465	1.61%	2573	1.63%	598	1.78%
Clyde-Savannah Public Library	3,157	0.91%	1156	0.75%	1851	1.17%	150	0.45%
Cordelia A. Greene--Castile	1,753	0.51%	809	0.53%	634	0.40%	310	0.92%
Dansville Public Library	11,793	3.42%	4308	2.81%	4555	2.88%	2,930	8.70%
Eagle Free Library--Bliss	891	0.26%	407	0.27%	478	0.30%	6	0.02%
Gainesville Public Library--Silver Springs	280	0.08%	130	0.08%	131	0.08%	19	0.06%
Geneva Public Library	22,622	6.56%	9475	6.18%	11402	7.21%	1,745	5.18%
Gorham Free Library	2,034	0.59%	764	0.50%	881	0.56%	389	1.16%
Honeoye Public Library	7,025	2.04%	3336	2.18%	3292	2.08%	397	1.18%
Lima Public Library	5,801	1.68%	2236	1.46%	2910	1.84%	655	1.94%
Livonia Public Library	15,472	4.48%	6164	4.02%	7041	4.45%	2,267	6.73%
Lyons Public Library	2,953	0.86%	1077	0.70%	1705	1.08%	171	0.51%
Macedon Public Library	9,717	2.82%	4499	2.93%	4505	2.85%	713	2.12%
Marion Public Library	4,013	1.16%	2420	1.58%	1354	0.86%	239	0.71%
Mount Morris Public Library	2,229	0.65%	1330	0.87%	671	0.42%	228	0.68%
Naples Library	5,629	1.63%	2408	1.57%	2856	1.81%	365	1.08%
Newark Public Library	11,432	3.31%	5145	3.36%	4600	2.91%	1,687	5.01%
Ontario Public Library	15,058	4.36%	6712	4.38%	6429	4.07%	1,917	5.69%
OWWL Library System Headquarters	3,391	0.98%	1557	1.02%	1425	0.90%	409	1.21%
Palmyra Community Library	6,744	1.95%	2854	1.86%	3649	2.31%	241	0.72%
Perry Public Library	6,059	1.76%	2530	1.65%	3005	1.90%	524	1.56%
Phelps Community Memorial Library	3,174	0.92%	1224	0.80%	1705	1.08%	245	0.73%
Pike Library	419	0.12%	151	0.10%	225	0.14%	43	0.13%
Red Creek Free Library	998	0.29%	234	0.15%	725	0.46%	39	0.12%
Red Jacket Community Library	3,004	0.87%	1592	1.04%	1206	0.76%	206	0.61%
Rose Free Library	635	0.18%	293	0.19%	314	0.20%	28	0.08%
Sodus Free Library	5,463	1.58%	2616	1.71%	2445	1.55%	402	1.19%
Stevens Memorial Library--Attica	5,515	1.60%	2578	1.68%	2362	1.49%	575	1.71%
Victor Farmington Library	41,937	12.15%	19537	12.74%	19366	12.25%	3,034	9.01%
Wadsworth Library--Geneseo	18,030	5.22%	8050	5.25%	9104	5.76%	876	2.60%
Walworth-Seely Public Library	12,039	3.49%	5899	3.85%	5227	3.31%	913	2.71%
Warsaw Public Library	8,648	2.51%	3573	2.33%	4387	2.77%	688	2.04%
Williamson Library	9,145	2.65%	3786	2.47%	3714	2.35%	1,645	4.88%
Wolcott Public Library	3,648	1.06%	1860	1.21%	1272	0.80%	516	1.53%
Wood Library - Canandaigua	50,777	14.71%	22777	14.86%	21981	13.90%	6,019	17.87%
Wyoming Free Library	783	0.23%	453	0.30%	324	0.20%	6	0.02%
*Student Checkouts included in #'s above	8,504		6731		1773		-	
	345,092		153,303		158,111		33,678	

\*from School Districts participating in the Public Library Connect (PLC) program

INTERLIBRARY LOAN STATISTICS  
LIVINGSTON AND ONTARIO LIBRARIES

2022/2023	TOTAL BORROWED 2022	TOTAL BORROWED 2023	INCREASE/ DECREASE	% INCREASE/ DECREASE
Avon	5,525	5,317	(208)	-3.8%
Caledonia	2,239	2,559	320	14.3%
Dansville	6,610	6,967	357	5.4%
Wadsworth	10,567	8,563	(2,004)	-19.0%
Lima	2,622	3,305	683	26.0%
Livonia	8,691	8,945	254	2.9%
Mount Morris	3,501	3,160	(341)	-9.7%
Bell	3,133	3,078	(55)	-1.8%
<b>Livingston Total</b>	<b>42,888</b>	<b>41,894</b>	<b>(994)</b>	<b>-2.3%</b>

TOTAL LOANED 2022	TOTAL LOANED 2023	INCREASE/ DECREASE	% INCREASE/ DECREASE
5,540	5,976	436	7.9%
2,283	2,625	342	15.0%
5,344	5,654	310	5.8%
5,558	5,984	426	7.7%
5,427	5,555	128	2.4%
4,913	4,908	(5)	-0.1%
2,794	3,062	268	9.6%
2,176	2,470	294	13.5%
<b>34,035</b>	<b>36,234</b>	<b>2,199</b>	<b>6.5%</b>

2022/2023	TOTAL BORROWED 2022	TOTAL BORROWED 2023	INCREASE/ DECREASE	% INCREASE/ DECREASE
Allens Hill	883	1,042	159	18.0%
Bloomfield	3,961	4,069	108	2.7%
Bristol	1,145	1,359	214	18.7%
Clifton Springs	3,620	3,795	175	4.8%
Geneva	7,986	8,344	358	4.5%
Gorham	2,379	2,168	(211)	-8.9%
Honeoye	4,454	4,969	515	11.6%
Naples	4,264	4,485	221	5.2%
Phelps	1,766	1,879	113	6.4%
Red Jacket	1,259	2,454	1,195	94.9%
Victor	18,688	19,376	688	3.7%
Wood	19,905	21,097	1,192	6.0%
<b>Ontario Total</b>	<b>70,310</b>	<b>75,037</b>	<b>4,727</b>	<b>6.7%</b>

TOTAL LOANED 2022	TOTAL LOANED 2023	INCREASE/ DECREASE	% INCREASE/ DECREASE
1,196	1,415	219	18.3%
3,598	3,940	342	9.5%
2,407	2,609	202	8.4%
4,619	4,678	59	1.3%
13,897	14,286	389	2.8%
6,180	6,171	(9)	-0.1%
3,372	3,674	302	9.0%
2,741	3,034	293	10.7%
4,541	5,031	490	10.8%
1,054	399	(655)	-62.1%
10,426	11,160	734	7.0%
7,864	8,587	723	9.2%
<b>61,895</b>	<b>64,984</b>	<b>3,089</b>	<b>5.0%</b>

<b>System Totals</b>	<b>191,680</b>	<b>199,992</b>	<b>8,312</b>	<b>4.3%</b>
----------------------	----------------	----------------	--------------	-------------

<b>194,567</b>	<b>204,873</b>	<b>10,306</b>	<b>5.3%</b>
----------------	----------------	---------------	-------------

**INTERLIBRARY LOAN STATISTICS  
WAYNE AND WYOMING LIBRARIES**

<b>2022/2023</b>	<b>TOTAL BORROWED 2022</b>	<b>TOTAL BORROWED 2023</b>	<b>INCREASE/ DECREASE</b>	<b>% INCREASE/ DECREASE</b>
Clyde	1,695	2,005	310	18.3%
Lyons	3,659	3,906	247	6.8%
Macedon	6,268	6,949	681	10.9%
Marion	3,095	3,442	347	11.2%
Newark	7,736	8,315	579	7.5%
Ontario	6,402	6,191	(211)	-3.3%
Palmyra	7,228	8,273	1,045	14.5%
Red Creek	1,461	1,574	113	7.7%
Rose	379	584	205	54.1%
Sodus	4,028	3,469	(559)	-13.9%
Walworth	4,147	4,960	813	19.6%
Williamson	4,098	4,708	610	14.9%
Wolcott	4,293	4,160	(133)	-3.1%
<b>Wayne Total</b>	<b>54,489</b>	<b>58,536</b>	<b>4,047</b>	<b>7.4%</b>

<b>TOTAL LOANED 2022</b>	<b>TOTAL LOANED 2023</b>	<b>INCREASE/ DECREASE</b>	<b>% INCREASE/ DECREASE</b>
9,797	10,519	722	7.4%
7,157	6,878	(279)	-3.9%
7,299	7,762	463	6.3%
2,851	3,049	198	6.9%
8,259	8,105	(154)	-1.9%
7,218	6,980	(238)	-3.3%
4,218	4,824	606	14.4%
1,621	1,984	363	22.4%
1,927	2,113	186	9.7%
5,952	6,045	93	1.6%
4,031	6,888	2,857	70.9%
7,976	8,020	44	0.6%
3,134	3,048	(86)	-2.7%
<b>71,440</b>	<b>76,215</b>	<b>4,775</b>	<b>6.7%</b>

<b>2022/2023</b>	<b>TOTAL BORROWED 2022</b>	<b>TOTAL BORROWED 2023</b>	<b>INCREASE/ DECREASE</b>	<b>% INCREASE/ DECREASE</b>
Arcade	5,234	4,857	(377)	-7.2%
Stevens	3,044	4,086	1,042	34.2%
Eagle	379	396	17	4.5%
C. A. Greene	2,917	3,087	170	5.8%
Perry	4,257	4,200	(57)	-1.3%
Pike	1,857	1,410	(447)	-24.1%
Gainesville	1,210	1,035	(175)	-14.5%
Warsaw	4,393	4,724	331	7.5%
Wyoming	702	730	28	4.0%
<b>Wyoming Total</b>	<b>23,993</b>	<b>24,525</b>	<b>532</b>	<b>2.2%</b>

<b>TOTAL LOANED 2022</b>	<b>TOTAL LOANED 2023</b>	<b>INCREASE/ DECREASE</b>	<b>% INCREASE/ DECREASE</b>
4,805	4,522	(283)	-5.9%
5,691	5,624	(67)	-1.2%
1,685	1,896	211	12.5%
2,592	2,565	(27)	-1.0%
3,065	3,215	150	4.9%
1,221	1,257	36	2.9%
3,145	3,253	108	3.4%
4,451	4,492	41	0.9%
542	616	74	13.7%
<b>27,197</b>	<b>27,440</b>	<b>243</b>	<b>0.9%</b>

<b>System Totals</b>	<b>191,680</b>	<b>199,992</b>	<b>8,312</b>	<b>4.3%</b>
----------------------	----------------	----------------	--------------	-------------

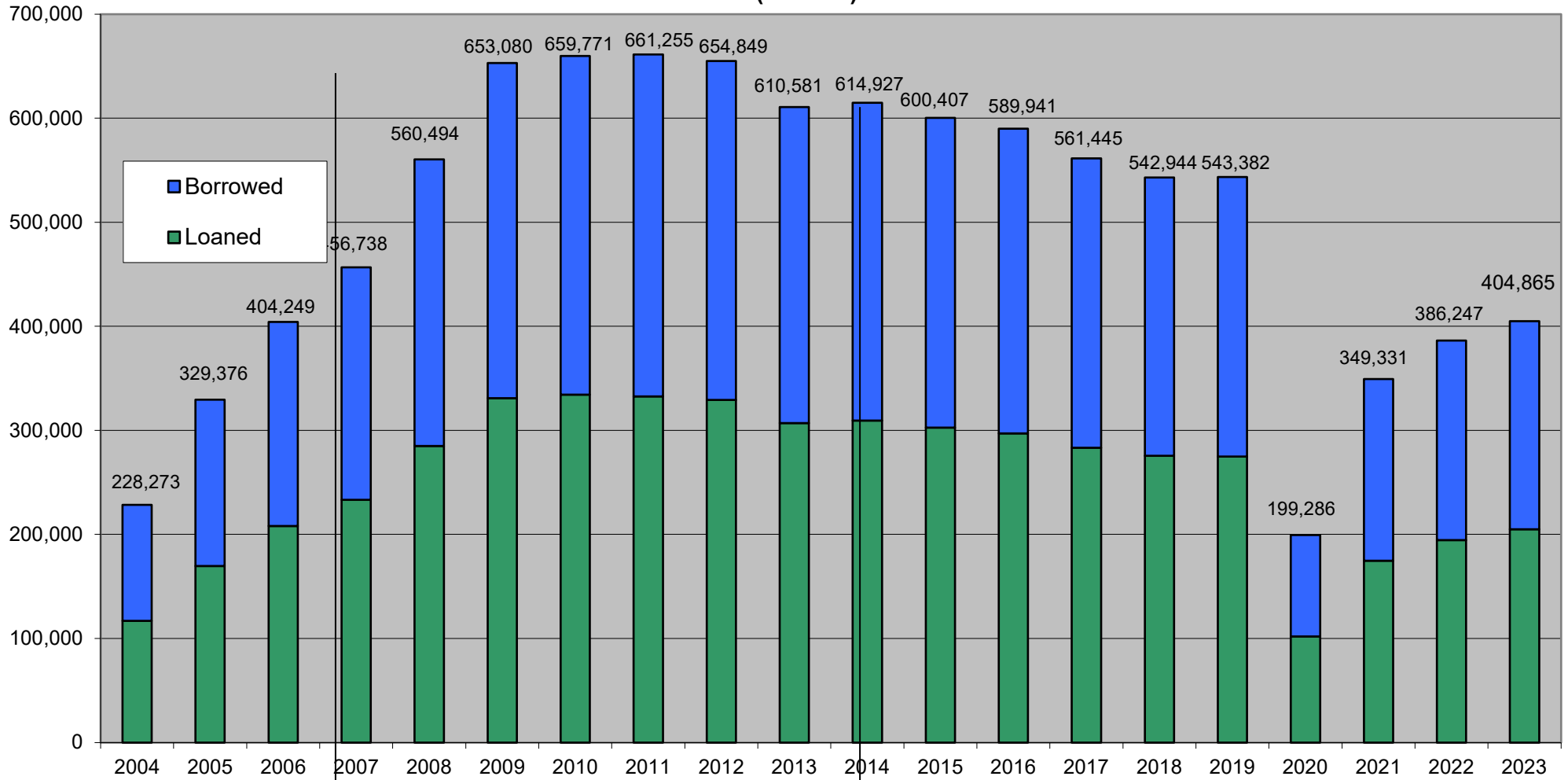
<b>194,567</b>	<b>204,873</b>	<b>10,306</b>	<b>5.3%</b>
----------------	----------------	---------------	-------------



**INTERLIBRARY LOAN RESOURCE SHARING AMONG LIBRARIES (TRANSIT DETAILS)**

	2023 Deliveries per week	2022 Deliveries per week	2023			2022		Change + or -	Change %
			LOANED	BORROWED	Total Activity	Total Activity			
<b>Livingston County</b>									
Avon Free Library	3 or less	3 or less	5,976	5,317	11,293	11,065	228	2.1%	
Bell Memorial Library	3 or less	3 or less	2,470	3,078	5,548	5,309	239	4.5%	
Caledonia Library Association	3 or less	3 or less	2,625	2,559	5,184	4,522	662	14.6%	
Dansville Public Library	3 or less	3 or less	5,654	6,967	12,621	11,954	667	5.6%	
Lima Public Library	3 or less	3 or less	5,555	3,305	8,860	8,049	811	10.1%	
Livonia Public Library	4 or less	4 or less	4,908	8,945	13,853	13,604	249	1.8%	
Mount Morris Library	3 or less	3 or less	3,062	3,160	6,222	6,295	(73)	-1.2%	
Wadsworth Library	4 or less	4 or less	5,984	8,563	14,547	16,125	(1,578)	-9.8%	
<b>Total Livingston County</b>			<b>36,234</b>	<b>41,894</b>	<b>78,128</b>	76,923	1,205	1.6%	
<b>Ontario County</b>									
Allens Hill Free Library	3 or less	3 or less	1,415	1,042	2,457	2,079	378	18.2%	
Bloomfield Public Library	3 or less	3 or less	3,940	4,069	8,009	7,559	450	6.0%	
Bristol Library	3 or less	3 or less	2,609	1,359	3,968	3,552	416	11.7%	
Clifton Springs Library	3 or less	3 or less	4,678	3,795	8,473	8,239	234	2.8%	
Geneva Public Library	6 or less	6 or less	14,286	8,344	22,630	21,883	747	3.4%	
Gorham Free Library	3 or less	3 or less	6,171	2,168	8,339	8,559	(220)	-2.6%	
Honeoye Public Library	3 or less	3 or less	3,674	4,969	8,643	7,826	817	10.4%	
Naples Library	3 or less	3 or less	3,034	4,485	7,519	7,005	514	7.3%	
Phelps Community Memorial Library	3 or less	3 or less	5,031	1,879	6,910	6,307	603	9.6%	
Red Jacket Community Library	3 or less	3 or less	399	2,454	2,853	2,313	540	23.3%	
Victor Farmington Library	6 or less	6 or less	11,160	19,376	30,536	29,114	1,422	4.9%	
Wood Library Association	6 or less	6 or less	8,587	21,097	29,684	27,769	1,915	6.9%	
<b>Total Ontario County</b>			<b>64,984</b>	<b>75,037</b>	<b>140,021</b>	132,205	7,816	5.9%	
<b>Wayne County</b>									
Clyde Savannah Public Library	3 or less	3 or less	10,519	2,005	12,524	11,492	1,032	9.0%	
Lyons Public Library	3 or less	3 or less	6,878	3,906	10,784	10,816	(32)	-0.3%	
Macedon Public Library	6 or less	6 or less	7,762	6,949	14,711	13,567	1,144	8.4%	
Marion Public Library	3 or less	3 or less	3,049	3,442	6,491	5,946	545	9.2%	
Newark Public Library	6 or less	6 or less	8,105	8,315	16,420	15,995	425	2.7%	
Ontario Public Library	6 or less	6 or less	6,980	6,191	13,171	13,620	(449)	-3.3%	
Palmyra Community Library	6 or less	6 or less	4,824	8,273	13,097	11,446	1,651	14.4%	
Red Creek Free Library	3 or less	3 or less	1,984	1,574	3,558	3,082	476	15.4%	
Rose Free Library	3 or less	3 or less	2,113	584	2,697	2,306	391	17.0%	
Sodus Community Library	3 or less	3 or less	6,045	3,469	9,514	9,980	(466)	-4.7%	
Walworth Seely Public Library	6 or less	6 or less	6,888	4,960	11,848	8,178	3,670	44.9%	
Williamson Public Library	6 or less	6 or less	8,020	4,708	12,728	12,074	654	5.4%	
Wolcott Public Library	3 or less	3 or less	3,048	4,160	7,208	7,427	(219)	-2.9%	
<b>Total Wayne County</b>			<b>76,215</b>	<b>58,536</b>	<b>134,751</b>	125,929	8,822	7.0%	
<b>Wyoming County</b>									
Arcade Free Library	3 or less	3 or less	4,522	4,857	9,379	10,039	(660)	-6.6%	
Cordelia A. Greene Library	3 or less	3 or less	2,565	3,087	5,652	5,509	143	2.6%	
Eagle Free Library	3 or less	3 or less	1,896	396	2,292	2,064	228	11.0%	
Gainesville Public Library, Town of	3 or less	3 or less	3,253	1,035	4,288	4,355	(67)	-1.5%	
Perry Public Library	3 or less	3 or less	3,215	4,200	7,415	7,322	93	1.3%	
Pike Library	3 or less	3 or less	1,257	1,410	2,667	3,078	(411)	-13.4%	
Stevens Memorial Community Library	3 or less	3 or less	5,624	4,086	9,710	8,735	975	11.2%	
Warsaw Public Library	3 or less	3 or less	4,492	4,724	9,216	8,844	372	4.2%	
Wyoming Free Circulating Library Association	3 or less	3 or less	616	730	1,346	1,244	102	8.2%	
<b>Total Wyoming County</b>			<b>27,440</b>	<b>24,525</b>	<b>51,965</b>	51,190	775	1.5%	
<b>System Grand Totals</b>			<b>204,873</b>	<b>199,992</b>	<b>404,865</b>	<b>386,247</b>	18,618	4.8%	

### OWWL Library System Interlibrary Loan Growth (HOLDS)



**OWWL Library System Library Materials 2021 - 2023**  
(sorted by 2023 Total Library Materials Expenditures)

Lib Mat 3 year average	2023 Library Materials Expenditures						% of Oper Expenses **	2022 Library Materials Expenditures						% of Oper Expenses **	2021 Library Materials Expenditures						% of Oper Expenses **
	Print	Electronic	Other	Total	% +/- over 2022			Print	Electronic	Other	Total	% +/- over 2021			Print	Electronic	Other	Total	% +/- over 2020		
Wood	\$90,754	\$48,188	\$43,437	\$17,413	\$109,038	16%	9%	\$54,741	\$30,414	\$8,696	\$93,851	35%	9%	\$39,266	\$21,796	\$8,310	\$69,372	15%	7%		
Victor	\$76,648	\$61,989	\$15,851	\$8,453	\$86,293	4%	9%	\$60,501	\$14,496	\$7,925	\$82,922	37%	9%	\$45,618	\$8,200	\$6,910	\$60,728	24%	7%		
Geneva	\$81,320	\$46,597	\$11,601	\$15,739	\$73,937	-14%	7%	\$50,786	\$7,254	\$27,914	\$85,954	30%	10%	\$53,399	\$7,665	\$23,004	\$84,068	27%	10%		
Wadsworth	\$50,756	\$31,365	\$13,560	\$10,151	\$55,076	-1%	11%	\$32,264	\$13,365	\$10,055	\$55,684	34%	13%	\$31,278	\$2,963	\$7,266	\$41,507	2%	8%		
Ontario	\$42,839	\$32,485	\$13,931	\$3,106	\$49,522	2%	9%	\$27,352	\$17,883	\$3,530	\$48,765	61%	9%	\$19,966	\$6,485	\$3,780	\$30,231	9%	6%		
Macedon	\$47,142	\$26,457	\$16,842	\$1,169	\$44,468	-24%	12%	\$29,112	\$15,621	\$13,787	\$58,520	52%	14%	\$24,839	\$5,000	\$8,599	\$38,438	1%	12%		
Palmyra	\$39,065	\$25,789	\$4,500	\$9,887	\$40,176	4%	11%	\$22,196	\$7,000	\$9,590	\$38,786	1%	11%	\$22,977	\$4,000	\$11,255	\$38,232	-2%	12%		
Williamson	\$35,071	\$21,500	\$11,694	\$4,421	\$37,615	20%	8%	\$17,371	\$8,970	\$4,955	\$31,296	-14%	8%	\$23,318	\$7,441	\$5,544	\$36,303	-10%	8%		
Sodus	\$34,531	\$23,462	\$5,637	\$6,996	\$36,095	12%	11%	\$20,547	\$4,704	\$7,080	\$32,331	-8%	11%	\$22,272	\$5,884	\$7,012	\$35,168	-9%	13%		
Dansville	\$41,059	\$26,120	\$4,000	\$5,598	\$35,718	-15%	6%	\$26,485	\$3,200	\$12,325	\$42,010	-8%	8%	\$28,603	\$5,600	\$11,247	\$45,450	15%	8%		
Newark	\$42,330	\$18,794	\$10,441	\$4,832	\$34,067	-18%	6%	\$24,797	\$15,701	\$949	\$41,447	-19%	6%	\$31,566	\$12,000	\$7,910	\$51,476	2%	8%		
Clyde-Savannah	\$31,899	\$18,639	\$3,868	\$10,920	\$33,427	6%	10%	\$18,786	\$4,653	\$8,161	\$31,600	3%	11%	\$17,361	\$4,633	\$8,677	\$30,671	10%	11%		
Lyons	\$35,919	\$24,237	\$1,355	\$7,263	\$32,855	-24%	8%	\$33,893	\$1,316	\$8,142	\$43,351	37%	11%	\$23,368	\$2,843	\$5,339	\$31,550	-16%	10%		
Lima	\$34,203	\$22,920	\$3,818	\$5,775	\$32,513	-2%	18%	\$22,979	\$3,327	\$6,812	\$33,118	-10%	19%	\$25,014	\$2,800	\$9,163	\$36,977	47%	21%		
Warsaw	\$29,353	\$22,008	\$3,186	\$6,977	\$32,171	-7%	13%	\$23,310	\$5,374	\$5,792	\$34,476	61%	14%	\$11,479	\$3,268	\$6,665	\$21,412	1%	8%		
Livonia	\$28,950	\$23,774	\$6,355	\$1,380	\$31,509	19%	7%	\$19,216	\$5,000	\$2,338	\$26,554	-8%	6%	\$20,421	\$4,891	\$3,474	\$28,786	-7%	7%		
Avon	\$28,264	\$16,577	\$4,429	\$6,021	\$27,027	-12%	10%	\$17,014	\$4,300	\$9,460	\$30,774	14%	12%	\$10,446	\$4,265	\$12,281	\$26,992	6%	11%		
Walworth	\$28,028	\$13,017	\$5,692	\$7,861	\$26,570	10%	9%	\$10,079	\$5,485	\$8,586	\$24,150	-28%	9%	\$20,604	\$6,030	\$6,730	\$33,364	14%	13%		
Naples	\$24,471	\$16,802	\$2,393	\$6,750	\$25,945	13%	12%	\$16,820	\$2,323	\$3,770	\$22,913	-7%	12%	\$17,697	\$2,454	\$4,403	\$24,554	-9%	12%		
Honeoye	\$26,512	\$16,621	\$4,651	\$3,026	\$24,298	-6%	17%	\$14,782	\$6,938	\$4,234	\$25,954	-11%	17%	\$16,559	\$5,714	\$7,012	\$29,285	14%	20%		
Marion	\$21,874	\$18,400	\$2,900	\$2,246	\$23,546	7%	13%	\$18,448	\$2,100	\$1,385	\$21,933	9%	14%	\$15,789	\$2,100	\$2,255	\$20,144	-3%	13%		
Bloomfield	\$19,433	\$13,658	\$5,448	\$3,125	\$22,231	31%	12%	\$11,699	\$3,400	\$1,820	\$16,919	-12%	12%	\$12,359	\$3,559	\$3,230	\$19,148	12%	11%		
Mount Morris	\$25,370	\$17,841	\$2,250	\$701	\$20,792	-25%	13%	\$24,410	\$2,288	\$918	\$27,616	0%	19%	\$24,327	\$2,900	\$476	\$27,703	1%	17%		
Clifton Springs	\$19,747	\$16,437	\$1,700	\$2,270	\$20,407	1%	5%	\$15,522	\$1,525	\$3,073	\$20,120	8%	7%	\$14,090	\$1,700	\$2,923	\$18,713	11%	7%		
Arcade	\$19,332	\$14,396	\$2,524	\$2,952	\$19,872	10%	9%	\$12,048	\$2,450	\$3,636	\$18,134	-9%	9%	\$14,689	\$2,000	\$3,300	\$19,989	17%	11%		
Caledonia	\$17,818	\$14,034	\$1,216	\$3,163	\$18,413	-0.2%	16%	\$14,129	\$1,181	\$3,138	\$18,448	11%	16%	\$13,022	\$1,126	\$2,445	\$16,593	10%	16%		
Bell	\$16,054	\$14,392	\$2,273	\$1,662	\$18,327	21%	13%	\$12,071	\$1,456	\$1,663	\$15,190	4%	11%	\$11,334	\$1,300	\$2,012	\$14,646	1%	11%		
Phelps	\$17,121	\$12,915	\$1,300	\$3,896	\$18,111	6%	7%	\$10,952	\$1,262	\$4,800	\$17,014	5%	8%	\$10,713	\$775	\$4,750	\$16,238	0%	8%		
Red Jacket	\$12,788	\$14,471	\$2,069	\$1,375	\$17,915	69%	7%	\$7,804	\$1,600	\$1,214	\$10,618	8%	6%	\$6,957	\$1,691	\$1,184	\$9,832	28%	5%		
Perry	\$13,439	\$10,590	\$2,295	\$1,718	\$14,603	19%	6%	\$8,908	\$2,228	\$1,129	\$12,265	-9%	5%	\$10,269	\$2,354	\$827	\$13,450	-17%	6%		
Wolcott	\$13,371	\$9,132	\$2,555	\$2,531	\$14,218	9%	10%	\$7,315	\$2,071	\$3,659	\$13,045	2%	10%	\$8,055	\$1,624	\$3,170	\$12,849	-9%	10%		
Gorham	\$12,869	\$10,208	\$932	\$1,391	\$12,531	5%	8%	\$9,194	\$905	\$1,867	\$11,966	-15%	10%	\$10,848	\$1,000	\$2,263	\$14,111	-8%	12%		
T. Gainesville	\$15,786	\$11,426	\$375	\$303	\$12,104	-39%	21%	\$18,992	\$338	\$640	\$19,970	31%	28%	\$14,711	\$369	\$203	\$15,283	19%	22%		
Cordelia	\$11,054	\$8,858	\$515	\$1,895	\$11,268	2%	8%	\$8,484	\$500	\$2,048	\$11,032	2%	12%	\$7,889	\$620	\$2,354	\$10,863	-11%	14%		
Stevens	\$15,067	\$8,110	\$1,825	\$337	\$10,272	-14%	5%	\$9,319	\$2,195	\$489	\$12,003	-48%	6%	\$19,834	\$1,228	\$1,863	\$22,925	-2%	11%		
Bristol	\$9,306	\$7,137	\$564	\$1,401	\$9,102	-2%	11%	\$7,055	\$548	\$1,682	\$9,285	-3%	11%	\$7,227	\$508	\$1,795	\$9,530	74%	13%		
Rose	\$5,918	\$3,794	\$436	\$2,036	\$6,266	-10%	6%	\$5,276	\$1,509	\$190	\$6,975	55%	10%	\$3,420	\$833	\$259	\$4,512	-10%	7%		
Eagle	\$4,504	\$3,782	\$250	\$466	\$4,498	-12%	8%	\$4,389	\$196	\$539	\$5,124	32%	10%	\$3,466	\$359	\$64	\$3,889	-11%	9%		
Red Creek	\$3,557	\$3,315	\$188	\$178	\$3,681	9%	4%	\$2,896	\$183	\$299	\$3,378	-6%	5%	\$3,224	\$164	\$223	\$3,611	25%	6%		
Pike	\$2,527	\$2,036	\$230	\$0	\$2,266	-12%	5%	\$2,265	\$223	\$100	\$2,588	-5%	6%	\$2,362	\$164	\$200	\$2,726	-7%	6%		
Allens Hill	\$1,213	\$1,198	\$136	\$163	\$1,497	20%	6%	\$917	\$132	\$203	\$1,252	41%	5%	\$590	\$164	\$135	\$889	-16%	4%		
Wyoming	\$1,759	\$451	\$361	\$432	\$1,244	-40%	2%	\$1,471	\$350	\$255	\$2,076	6%	3%	\$1,220	\$433	\$303	\$1,956	-14%	3%		
Totals	\$1,082,111	\$753,922	\$219,583	\$177,979	\$1,151,484			\$756,595	\$205,964	\$198,848	\$1,161,407	8%	10%	\$722,446	\$150,903	\$200,815	\$1,074,164	6%	9%		

\*\*Operating Expenses INCLUDE capital and debt expenditures from the Operating Fund.

SIZE COMPARISON WITH STAFFING INFORMATION  
LIVINGSTON AND ONTARIO LIBRARIES

2023	Type of Library	Area Chartered To Serve	2020 Census	Registered Borrowers	Min Public Service Hours/Week	Days Open Per Week	Total Holdings	Total Circulation	Actual Hrs/Wk FT Staff	Librarian (w/MLS) FTE	Lib. Manager (w/o MLS) FTE	Library Specialist FTE	Other Staff FTE	Staffing Totals FTE
<b>LIVINGSTON</b>														
Avon		Assoc-Town of Avon	6,939	2,718	48	6	75,339	54,065	40	0.0	1.0	0.0	3.2	4.19
Caledonia		Assoc-Town of Caledonia	4,154	1,721	26	5	66,693	16,316	35	0.0	1.0	0.0	0.8	1.80
Dansville		Pub-Dansville Sch Dist	9,780	3,429	51	6	84,367	55,384	38	1.0	0.0	1.0	4.6	6.60
Wadsworth		Pub-Geneseo Sch Dist	11,196	3,797	50	6	85,508	75,397	38	1.0	0.0	0.0	4.4	5.38
Lima		Pub-Town of Lima	4,154	1,201	33	6	70,674	21,716	38	0.0	1.0	0.0	1.8	2.83
Livonia		Pub-Town of Livonia	7,497	3,629	53	6	73,912	69,653	32	1.0	0.0	0.0	4.1	5.05
Mount Morris		Assoc-Village of Mt. Morris	2,898	936	32	5	66,488	16,328	32	0.0	1.0	0.0	1.4	2.37
Bell		Pub-Dalton/Nunda SD	4,571	917	35	5	68,198	19,261	35	0.0	1.0	0.0	1.5	2.50
Total			51,189	18,348			591,179	328,120						
<b>ONTARIO</b>														
		Assoc-Other												
Allens Hill		(specified census blocks)	327	164	14	4	60,024	4,313	14	0.0	0.5	0.0	0.5	1.00
Bloomfield		Pub-Bloomfield Sch Dist	6,708	1,786	48	6	66,280	30,496	40	1.0	0.0	0.8	2.4	4.10
Bristol		Assoc-Town of Bristol	2,284	616	20	5	60,057	9,197	30	0.0	1.0	0.0	0.9	1.93
Clifton Springs		Assoc-Village of Clifton Springs	2,209	2,240	47	6	68,701	35,751	35	0.0	1.0	3.3	1.0	5.30
Geneva		Pub-Geneva Sch Dist	17,208	6,004	58	6	107,071	98,725	35	1.0	0.0	0.0	8.5	9.47
Gorham		Assoc-Marucs Whitman Central SD	9,717	1,371	38	7	74,608	21,490	36	1.0	0.0	0.0	1.1	2.14
Honeoye		Assoc-Town of Richmond	3,360	1,623	28	5	66,297	34,754	26	0.0	1.0	0.0	3.2	4.19
Naples		Pub-Naples Sch Dist	5,176	1,945	46	6	72,637	29,411	36	0.0	1.0	0.0	3.0	4.00
Phelps		Assoc-Town of Phelps	6,637	1,636	52	6	77,571	19,889	40	0.0	1.0	2.5	0.0	3.50
Red Jacket		Pub-Manchester/Shortsville Sch Dist	5,961	1,373	35	5	61,929	10,189	35	0.0	1.0	1.0	1.7	3.72
Victor		Assoc-Victor Sch Dist	26,813	10,161	63	7	96,282	221,548	38	1.0	0.0	0.0	5.8	6.80
Wood		Assoc-Canandaigua Sch Dist	26,977	12,213	64	7	119,400	227,406	35	1.0	0.0	5.0	7.5	13.50
Total			113,377	41,132			930,857	743,169						
<b>System TOTALS</b>			<b>286,631</b>	<b>101,856</b>			<b>3,170,291</b>	<b>1,746,732</b>						

SIZE COMPARISON WITH STAFFING INFORMATION  
WAYNE AND WYOMING LIBRARIES

2023	Type of Library	Area Chartered To Serve	2020 Census	Registered Borrowers	Public Service Hours/Week	Days Open Per Week	Total Holdings	Total Circulation	Actual Hrs/Wk FT Staff	Librarian (w/MLS) FTE	Lib. Manager (w/o MLS) FTE	Library Specialist FTE	Other Staff FTE	Staffing Totals FTE
<b>WAYNE</b>														
	Clyde	Pub-Clyde-Savannah Sch Dist	5,521	1,799	35	6	106,277	21,318	38	1.0	0.0	0.0	3.1	4.05
	Lyons	Pub-Lyons Sch Dist	6,806	2,407	47	6	74,635	28,741	35	0.0	1.0	0.0	4.8	5.75
	Macedon	Pub-Town of Macedon	9,270	3,587	48	6	86,104	60,691	40	1.0	0.0	2.0	2.1	5.07
	Marion	Pub-Town of Marion	4,566	1,614	35	6	66,066	23,087	35	0.0	1.0	0.0	2.1	3.06
	Newark	Pub-Newark Sch Dist	14,533	4,601	50	6	84,715	61,137	35	1.0	0.0	1.0	9.6	11.60
	Ontario	Pub-Town of Ontario	10,446	3,910	39	6	80,452	76,960	35	1.0	0.0	0.5	4.2	5.70
	Palmyra	Pub-Spec Legislative District	6,446	3,328	47	6	70,185	49,334	40	0.0	1.0	0.8	3.0	4.75
	Red Creek	Assoc-Village of Red Creek	495	555	32	6	63,051	10,278	32	0.0	1.0	0.0	0.3	1.25
	Rose	Assoc-Town of Rose	2,291	475	24	5	64,140	5,056	24	0.0	1.0	0.0	1.0	2.00
	Sodus	Pub-Sodus Sch Dist	7,209	2,521	59	7	91,030	36,922	35	1.0	0.0	0.0	3.5	4.50
	Walworth	Pub- 414 -Town of Walworth	9,253	2,749	44	6	81,076	43,897	40	1.0	0.0	0.0	3.8	4.80
	Williamson	Pub-Town of Williamson	6,860	3,043	54	6	94,054	59,448	38	1.0	0.0	1.0	4.3	6.32
	Wolcott	Assoc-Village of Wolcott	1,556	1,192	31	6	62,790	19,952	31	0.0	1.0	0.0	1.6	2.62
	Total		85,252	31,781			1,024,575	496,821						
<b>WYOMING</b>														
	Arcade	Assoc-Town of Arcade	4,187	2,737	40	6	77,385	44,324	38	0.0	1.0	1.0	1.5	3.50
	Stevens	Pub-Attica School Dist	11,634	1,798	40	6	84,643	31,605	40	1.0	0.0	0.0	2.8	3.77
	Eagle	Assoc-Town of Eagle	1,105	328	20	5	66,979	4,726	20	0.0	1.0	0.0	0.1	1.10
	C.A. Greene	Assoc-Town of Castile	2,711	867	26	5	65,246	17,680	35	0.0	1.0	0.0	0.9	1.86
	Perry	Pub-Perry Sch Dist	7,275	1,796	46	6	70,806	28,399	38	1.0	0.0	0.0	1.7	2.70
	Pike	Assoc-Town of Pike	975	214	20	4	61,607	4,541	20	0.0	1.0	0.0	0.4	1.35
	Gainesville	Pub-Town of Gainesville	2,009	533	22	6	69,500	6,239	25	0.0	1.0	0.0	0.3	1.25
	Warsaw	Pub-Town of Warsaw	5,316	1,892	41	6	67,278	36,043	38	1.0	0.0	0.7	0.8	2.44
	Wyoming	Assoc-Wyoming Central SD	1,601	430	23	5	60,236	5,065	22	0.0	1.0	0.0	0.0	1.00
	Total		36,813	10,595			623,680	178,622						
<b>System TOTALS</b>			<b>286,631</b>	<b>101,856</b>			<b>3,170,291</b>	<b>1,746,732</b>						

**LIBRARY DIRECTOR'S INCOME  
2024**

<b>LIVINGSTON LIBRARIES</b>	<b>YEARS RECEIVING DIRECTOR SALARY</b>	<b>HOURS/WEEK WORKED</b>	<b>2024 INCOME</b>
AVON	1	40	\$59,000
BELL	26	35	\$50,960
CALEDONIA	15	35	\$42,588
DANSVILLE	2	37.5	\$62,035
LIMA	<1	35.0	\$40,925
LIVONIA	1	32	\$62,700
MOUNT MORRIS	1	35	\$53,000
WADSWORTH	1	37.5	\$55,000

<b>ONTARIO LIBRARIES</b>	<b>YEARS RECEIVING DIRECTOR SALARY</b>	<b>HOURS/WEEK WORKED</b>	<b>2024 INCOME</b>
ALLENS HILL	5	10-13	\$4,689
BLOOMFIELD	<1	37.5	\$50,700
BRISTOL	vacant	30	\$29,640
CLIFTON SPRINGS	5	37.5	\$56,550
GENEVA	1	35	\$82,400
GORHAM	8	36	\$53,560
HONEOYE	4	30	\$39,000
NAPLES	3	36	\$60,000
PHELPS	4	40	\$58,458
RED JACKET	2	35	\$47,840
VICTOR	7	37.5	\$85,000
WOOD	12	35	\$98,325

**LIBRARY DIRECTOR'S INCOME  
2024**

<b>WAYNE LIBRARIES</b>	<b>YEARS RECEIVING DIRECTOR SALARY</b>	<b>HOURS/WEEK WORKED</b>	<b>2024 INCOME</b>
CLYDE	8	38.0	\$58,500
LYONS	3	35.0	\$54,650
MACEDON	10	40.0	\$65,025
MARION	16	35.0	\$46,000
NEWARK	1	35.0	\$64,500
ONTARIO	17	35.0	\$75,000
PALMYRA	1	40.0	\$55,162
RED CREEK	2	32.0	\$29,952
ROSE	5	30.0	\$35,880
SODUS	6	35.0	\$47,000
WALWORTH	6	40.0	\$71,760
WILLIAMSON	11	37.5	\$63,587
WOLCOTT	33	31.0	\$34,675

<b>WYOMING LIBRARIES</b>	<b>YEARS RECEIVING DIRECTOR SALARY</b>	<b>HOURS/WEEK WORKED</b>	<b>2024 INCOME</b>
ARCADE	<1	37.5	\$42,000
CORDELIA A GREENE	3	35.0	\$38,220
EAGLE	6	20.0	\$17,700
GAINESVILLE	9	25.0	\$23,210
PERRY	3	37.5	\$60,326
PIKE	14	20.0	\$20,277
STEVENS	<1	40.0	\$58,500
WARSAW	12	37.5	\$60,000
WYOMING	17	22.0	\$26,151

2024 STAFF WAGES - Minimum Wage \$15.00

LIVINGSTON LIBRARIES	Librarian (MLS) (other than Director)	Library Asst II or Other	Library Assistant	Other Youth Services Personnel	Sr. Clerk	Clerk	Page	Custodial
AVON				\$20.00	\$21.00	\$15.50		Contract \$105/wk.
BELL		Part Time Treasurer \$15.00				\$16.50	\$15.00	
CALEDONIA						Clerk - \$15.40 Other Staff \$15.00		
DANSVILLE		PT Treasurer \$19.50/hr	\$20.50			PT: \$16.40/hr FT: \$17.00-\$18.15/hr	\$15.00	\$20.00
LIMA					\$17.25	\$15.00		\$15.20
LIVONIA		Technology Coordinator (FT) \$31,616		Children & Family Services Program Coordinator (FT) \$40,766 Technology & Youth Services Library Asst. (PT) \$21.46/hr		PT: \$15-\$15.77	PT \$15.00	\$17.40
MOUNT MORRIS					\$19.00	\$17.00		\$15.00
WADSWORTH	\$58,400				\$17.25	\$16.70	\$16.20	Contract \$1,015/mo.

ONTARIO LIBRARIES	Librarian (MLS) (other than Director)	Library Asst II or Other	Library Assistant	Other Youth Services Personnel	Sr. Clerk	Clerk	Page	Custodial
ALLENS HILL						\$16.50		
BLOOMFIELD		Treasurer \$35.00/hour	\$20.00	\$15.25	\$16.00	Clerk \$15.25 Library Aides \$15.00		\$15.00
BRISTOL					\$15.00	\$15.00		
CLIFTON SPRINGS			Adult Services \$20.00	\$20.00	\$17.00	\$15.00		
GENEVA	\$42,700-\$44,000	\$23.53-\$24.94/hour	\$21.53/hr		\$20.37	\$15.45-\$18.31	\$15.75	\$20.07
GORHAM					\$16.70	\$16.17-\$16.30		
HONEOYE		Bookkeeper \$20.00/hr; Web Design \$16.00/hr				\$15.25-\$15.75		Contract \$525/mo.
NAPLES				\$20.00		\$16.50-\$19.00		Contract 4 visits/month \$15.00/hr
PHELPS		Bookkeeper \$18.40/hr.	\$19.52			\$15.29-\$17.42		\$15.00
RED JACKET		Bookkeeper \$572.00/month	\$18.72	\$15.20		\$15.20-\$15.50		
VICTOR	\$42,000 - \$60,000	\$42,000 - \$60,000		\$42,000 - \$60,000		\$15.80 - \$20.00		Contract \$1400/month
WOOD	\$47,000-\$54,000	\$42,000 - \$50,000				\$15.55 - \$20.61		\$17.00



2024 STAFF WAGES - Minimum Wage \$15.00

WAYNE LIBRARIES	Librarian (MLS) (other than Director)	Library Asst II or Other	Library Assistant	Other Youth Services Personnel	Sr. Clerk	Clerk	Page	Custodial
CLYDE						\$15.00-\$21.04	\$15.00	\$15.61
LYONS		Account Clerk \$21.25/hr.	\$20.60-\$21.25	\$16.50		\$16.00-\$17.00	\$15.50	\$17.00
MACEDON	Youth Services \$20.25/hr.	Treasurer \$550/month	\$21.00/hr			\$15.28-\$17.30	\$15.28-\$15.78	
MARION						\$15.25-\$19.10		\$17.42
NEWARK			\$26.48/hr	\$25.40/hr		\$15.35-\$21.05		\$16.50-\$17.90
ONTARIO	Programming - \$64,990		\$17.50-\$25.00			\$16.70-\$22.00	\$15.50-\$16.50	
PALMYRA				Youth Specialist \$16.93	\$15.28-\$17.70	\$15.18		
RED CREEK						\$15.00		\$15.00
ROSE						\$16.50		\$75.00/wk
SODUS		PT Treasurer \$11,750		\$18.80		\$16.00-19.80		\$16.00/hr
WALWORTH			\$17.50-\$21.88		\$16.50-\$20.63	\$15.50-\$19.38	\$15.00	
WILLIAMSON	Youth Services \$20.40	PT Treasurer \$30.00/hr.				\$15.00		\$15.50/hr
WOLCOTT						\$15.00-\$15.35		\$325/month

WYOMING LIBRARIES	Librarian (MLS) (other than Director)	Library Asst II or Other	Library Assistant	Other Youth Services Personnel	Sr. Clerk	Clerk	Page	Custodial
ARCADE		Asst. Director \$22.40/hr		\$15.55		\$15.30-\$15.80		\$15.00
CORDELIA A GREENE			\$18.00			\$15.00		
EAGLE						\$15.00		
GAINESVILLE		Cataloger \$70.00/month					\$15.00	
PERRY	\$21.61		\$17.28			\$15.30		\$17.28/hr
PIKE	\$17.50					\$15.00		\$30.00/week
STEVENS						\$15.00-\$16.30	\$15.00	\$16.50
WARSAW	\$20.50			\$27,456 (24 salaried hours, addt'l hours worked, hourly rate \$22.00 /hr added to weekly salaried rate		\$15.00-\$17.75		
WYOMING		Treasurer \$3,000/year				\$15.00		\$15.00

**BENEFITS SUMMARY 2024**

LIVINGSTON LIBRARIES	Retirement	Health Insurance	Vacation	Sick	Other
AVON	Permanent staff employed by the library for >1 year who made >\$5,000 in the previous calendar year - Simple IRA + 3% Match	no	PTO-Salaried: 1-5yrs (2wks+16hrs + 40hrs Paid Sick); 6-10yrs (3wks+16hrs + 40hrs Paid Sick); 11+yrs (4wks+16hrs + 40hrs Paid Sick) FT30+hrs: 1-5yrs (2 scheduled work weeks+2 days + 40 hrs Paid Sick); 6-10yrs (3 scheduled work wks+2days+40hrs Paid Sick); 11+yrs (4 scheduled work wks+2 days+40 hrs Paid Sick) PT<30hrs: 1-5yrs (1 scheduled work wk+accrued Paid Sick); 6-10yrs (2 scheduled work wks+accrued Paid Sick); 11+yrs (3 scheduled work wks+accrued Paid Sick)		Bereavement, Paid Holidays
CALEDONIA	no	no	Director - 70 hours	Director - 35 hours	Staff receive 40 hrs PTO and paid holidays on days typically scheduled
DANVILLE	All staff offered: NYS Retirement	Full time staff only: 50% BC/BS - single person only	Director - 2wks, 5-9yrs: 3wks, 10-14yrs: 4wks, 15+yrs: 5wks All staff - 1-2yrs: 1wk, 3-5yrs: 2wks, 6-14yrs: 3wks; FT only 15+ yrs: 4wks	All staff accrue 1 hr sick per 20 hours worked, max of 90 hours per leave year	FT: paid holidays, 3 days personal PT: paid holidays on days typically scheduled, 2 personal days All: 3 days bereavement
WADSWORTH	NYS Retirement	no	Director: negotiated; Librarian: 3 wks; 5 years 4 wks; 10 yrs 5 wks; 15 years 5 wks; Clerks: 3 wks; 10 yrs 4 wks; 20 yrs 5 wks	Director: 12 days Other Staff: 12 days	FT staff - 3 personal days; 5 bereavement days; paid holidays for FT; PT when they are scheduled to work
LIMA	NYS Retirement	Preferred Care for full-time staff only	2 weeks - Manager; 1-2 weeks - Clerks	FT-12 days; PT 1 yr-1week; PT 4 yrs-2 wks - NO accum.	paid holidays
LIVONIA	NYS Retirement	Full time staff only: Excellus	Full Time Staff only: 6 months -2 years (5 days) 5 additional days after 1 year; 2-10 years (2 wks); 10-16 years (3 wks); 16+ years (4wks)	FT staff only: 6 days to use starting January 1st - new employees earn 1/2 sick day per month until Jan 1st	paid holidays for full-time
MOUNT MORRIS	no	no	3 weeks	1 day/mo to 36 days	paid holidays for full-time only
BELL	Full time staff only: TSA	Full time staff only: BC/BS	Full time staff: PT 1/2 full time Lib Manager: 5 years 2 wks. 10 years - 3 weeks; 15 years - 4 weeks	Full time staff: PT 1/2 full time one day/mo.	Full time staff: PT 1/2 full time 10 Holidays; 3 Bereavement days; 1 Personal day

**BENEFITS SUMMARY 2024**

<b>ONTARIO LIBRARIES</b>	<b>Retirement</b>	<b>Health Insurance</b>	<b>Vacation</b>	<b>Sick</b>	<b>Other</b>
ALLENS HILL	no	no	no	no	no
BLOOMFIELD	403(b)	no	Director: 0-1 years 1 week; 2-3 years 2 weeks; 4-10 years 3 weeks; Over 10 years 4 weeks Part time - none	Director: 5 days/year Parttime: 1 hr accrued for every 30 hrs worked	Director: 5 days personal/yr; bereavement 2 days annually for immediate family; Paid holidays - 7 days
BRISTOL	no	no	no	no	no
CLIFTON SPRINGS	no	no	Director: 2 weeks; 3 wks after 1 yrs Clerks: 1 wk, 2 wks after 3 yrs, 3 wks after 10 yrs	Full time: 1 day/mo. Pro-rated for part-time	Director: 2 personal days
GENEVA	NYS Retirement NYS Deferred Compensation	Choice of 4 plans - \$5,747/yr for 30 hr. week		Only carryover from PTO	PTO ranging from 133 - 238 hours for FT; pro-rated for PT
GORHAM	no	no	Director - 2 weeks, 3 wks after 5 yrs; Clerk - 3 days after 1yr, earn an additional day each year after 2yrs	5 days/year	
HONEOYE	no	no	2 weeks - Director	Staff: 8 hours/yr. - cumulative	4 pd. Holidays - MLK/Memorial/Labor/Juneteenth
NAPLES	NYS Retirement	Healthy NY EOP Excellus 70% covered by library or Stipend for Director - \$2,500; FT staff \$2,000	Director: 0-4 yrs 2wks; 5-10yrs 3 wks; 10+yrs 4 wks; FT staff 0-4 years 1 week; 4-10 years 2 weeks; 10+ years 3 weeks; PT-none; Vacation time in non-cumulative	Director 10 days/year FT/PT: 1 hour for 30 hours worked. Max cumulative of 2 fiscal years	Director: 5 personal days, non-cumulative
PHELPS	no	Excellus at cost for Director: HSA \$100-\$250/yr on sliding scale based on wkly hours worked for all other eligible staff	Director: 10 days; Hourly:1-5 yrs (5 days); 6+ yrs (10 days) non-cumulative	Director: 8 days cum to 20days; Hourly:5days cum to 10 days minimum of 40hrs of sick time per NYS law	
RED JACKET	NYS Retirement; NYS Def Comp 457 plan	Director Only - \$5,800 towards health ins.	FT: after 1 yr - 70h; after 6 yrs - 105 h; after 11 yrs - 140 h may carry over 35 h yearly	FT: 70 h and may carry over 35 h; PT: 35 h and may carry over 17.5 h per year	FT - 11 paid holidays per year to be recommended by director and approved at annual board meeting
VICTOR	401k for all staff 21 yrs and older	Full time salaried staff: Simply Blue PPO, high deductible plan single coverage plus HSA for professionals	Professional FT - 4 wks Full time: 1-3 yrs (2 wks); 4-9 yrs (3 wks); 10-19 yrs (4wks); 20+ yrs (5wks)	1 day/mo.	4 paid personal days per year for full time staff
WOOD	3% library contribution to Simple IRA for any employee earning \$5000/yr	BC/BS (90% individual plan up to 10% of salary)	FT: 3 wks 1-3yrs; 4 wks 4-7 yrs; 5 wks 8+yrs: PT: 1wk/1 yr; 2wks - 2yrs; 3 wks - 7 yrs	FT: 1 working day/mo.; PT: 1/2 work day/mo.	FT : 3 personal days per year; PT: 2 personal days; Basic Life Ins plan for all FT staff

**BENEFITS SUMMARY 2024**

<b>WAYNE LIBRARIES</b>	<b>Retirement</b>	<b>Health Insurance</b>	<b>Vacation</b>	<b>Sick</b>	<b>Other</b>
CLYDE	NYS Retirement - Director & 3 clerks	No	Director and FT : 1 Week; 2 Weeks after 5 years	Director and FT: 40 hrs per year; PT accrue 1 hr per 30 hrs worked	Director and FT: 7 paid holidays
LYONS	NYS Retirement - Director, 1 Assistants, and 4 clerks	90% Director & 50% Asst. Director	All staff accrue vacation at the following rates based on years of employment: 1-10 years: 0.0400 hours per hour worked (equivalent to 2 weeks per year) 10+ years: 0.0612 hours per hour worked (equivalent to 3 weeks per year) Director accrues at 0.0612 hours per hour worked regardless of years of employment	All staff accrue sick time at a rate of 0.033 hours per hour worked (equivalent to 1 hour per 30 hours worked)	All staff receive 11 paid federal holidays; Director also receives two personal days
MACEDON	NYS Retirement - full-time must opt in, part-time may choose to opt in	Full time: Blue Cross Blue Shield platinum-Single Payer 100%, Family 20/80; Dental Single payer 100%, Family employee pays all	Full Time - 80 hours with extra 40 hours at 10 years	Full time: up to 80 hours (10 days) Part Time: accrue and may use up to 40 hours (5 days)	Dir & FT: 11 paid holidays; Part-Time - 6 hours on Christmas Day
MARION	NYS Retirement	Excellus through Town of Marion \$1,369.50/mo Manager & \$547.52/mo Asst Manager	Manager -16 yrs service - 4 weeks; Staff: % based on hours worked	Manager: up to 10 days/yr Staff: % based on hrs worked	Full-time only/Manager: 13 paid holidays; FT - 3 personal days
NEWARK	NYS Retirement	Full time: Health Insurance - Library pays a flat rate per year of \$500 toward plan; dental reimbursement	Exempt/Admin - awarded 4 weeks per year for years 1-5, 6+ years awarded 5 weeks; FT - 1-2 yrs 2 weeks, 3-6 years 3 weeks, 7+ years 4 weeks; PT - 1-3 yrs 1 week (equivalent of one week is the number of hours in an average work week), 4-6 years equivalent of 3 weeks.	Full Time - 7 hrs/month; Part-time % based on hours worked	Full time: 3 personal days; 11 paid holidays
ONTARIO	NYS Retirement	Full time: 80% Blue Choice & Dental; HRA \$1,500 full-time; Part-Time health care optional at cost	Director: 1 yr-15 days; 4 yrs-20 days; Lib: 1 yr-10 days; 5 yrs-15 days; 10 yrs - 20 days Clerks: 1 yr-1 wk; 3 yrs-2 wks; 6 yrs-3 wks; 15 yrs-4 wks pro-rated	FT - 12 days; PT - pro-rated	Bereavement 5 days; 11 paid holidays (pro-rated PT);
PALMYRA	NYS Retirement	no	FT: 1 yr-2 wk; after one year 4 weeks PT: 1yr-1wk; 5 yrs-2wk; 10 yrs-3 wks (pro-rated)	Can accumulate - FT- 12 days/yr; PT-6 days/yr	Full-time: 11 paid holidays; Bereavement: FT 5 days, PT 1 week equivalent All employees get their birthday off with pay.
RED CREEK	no	no	Library Director - 32 hours; Paid time off @ 0.04 hrs/hrs worked	Paid sick leave & personal time @ 0.02 hrs/hrs worked	Holidays - 4 paid; Paid day off for employees birthday
ROSE	no	Director only	Director: 20 hrs after 90 day prob per, >5 yrs - 40 hrs, > 10 yrs - 80 hrs; Clerk: 15 hrs after 90 day prob per, > 5 yrs - 30hrs, > 10 yrs - 45 hrs	NY sick pay accrual	13 paid holidays
SODUS	NYS Retirement	no	Director: 2 weeks; 5-10 yrs (3wks); 10+ yrs (4 wks. max.) FT Staff: 1-5 yrs -1 wk; 6-10 yrs - 2 wks, 10+ yrs 3 wks	All staff - sick time based on hours worked per week, 35 hours = 70 sick hours/yr	Bereavement 3 days; Director: Paid Holidays
WALWORTH	NYS Retirement	yes- optional for Director	Library Director - 5 days upon hire +5 days after 6 mos, 2 wks @ 2 yrs, 3 wks @ 3-7 yrs, 4 wks @ 8-12 yrs, 5 wks @ 13-19 yrs, 6 wks @ 20+ yrs; Staff: Pro-rated based on average hours worked per week in previous year (<15 hrs = 1.5 weeks, 15-24.9 hrs = 2.5 weeks, >25 hrs = 3.5 weeks of average hours worked) plus longevity bonus for 5+ years of service	PT - Accrue 1 hr per 30 hrs worked	Bereavement - 3 days (based on scheduled hours for PT) Library Director - Personal Days: 3 days upon hire, +5 days after 6 mos, 10 days annually on 2+ yr anniv; Paid Holidays; Paid Family leave for employees who work 20+ hrs per week, Misc leave per employee handbook
WILLIAMSON	NYS Retirement and NYS Deferred Compensation	FT employees 30+ hours receive a Board stipend for health care. Employees with proof of health care can place their full stipend for NYS Deferred COMP or it can be taken as ½ cash in 26 increments. Base Stipends are set each year by the Board. 2023 Staff Stipend is prorated by hours worked with a base of \$8,000-\$10,500.	The Director: 25 days of vacation Full-time staff: • Date of hire to 1-year anniversary of hire - 1 week after satisfactory six-month probationary period • From 2 to 9 years of service - 2 weeks • From 10 to 14 years of service - 3 weeks • 15 years of service or more - 4 weeks maximum 3. Part-time employees who work regularly 20 but less than 30 hours weekly will be credited, on anniversary date of hire, with one-half of the vacation time of full-time employees, in accordance with the schedule. 4. Part-time employees who work less than 20 hours per week, pages, and other staff are not eligible for paid vacation time.	Sick leave for employees working 30 hours and above is accrued at a rate of 1/5 of the employee's regularly scheduled work week and awarded at the beginning of each month with a maximum accrual of 12 days leave each year. For employees working over 20 hours a week and less than 30 sick leave is accrued at a rate of 1/5 of the employee's regularly scheduled work week divided in ½.	Full time staff receive 22.5 hours of personnel time each year in addition to vacation. Bereavement Leave Full time employees (working 30 or more hours per week) will be granted a leave of absence with full pay for four (4) work days. Part-time employees (working at least 20 hours per week but less than 30 hours per week) will be granted two (2) work days. Full Time Staff 14-18 paid holidays (higher is for those scheduled on weekend Saturday closures) Part Time 20+ Staff- 7 paid holidays
WOLCOTT	no	Director: Excellus	Director: 4 weeks	Director: 3 days	Director - 8 paid holidays

**BENEFITS SUMMARY 2024**

WYOMING LIBRARIES	Retirement	Health Insurance	Vacation	Sick	Other
ARCADE	no	Director only: stipend \$350/month	Director: 2 weeks paid vacation; Full-time employees will receive paid vacation as follows: First - Second Year: 5 vacation days; Third - Fourth Year: 10 vacation days; Fifth Year and Beyond: 15 vacation days		Director: 12 days of paid sick/personal days; Full-time employees will receive paid personal days as follows: First – Second Year: 5 personal days; Third – Fourth Year: 10 personal days; Fifth Year and Beyond: 12 personal day; PT Staff: 1 our of personal time for every 30 hours worked
CORDELIA A GREENE	no	no	1 week after 1 yr; 2 weeks after 2 yrs; 3 weeks after 5 yrs - non-cumulative	Accrued at a rate of one hour for every 30 hours worked, up to a maximum accrual of 42 hours each year. Up to 42 hours per year can be used.	Holidays; Director: 2 personal days/year
EAGLE			2 weeks	12 hrs.	Paid holidays, set annually Bereavement - 12 hours
GAINESVILLE	NYS Retirement	no	Director - 2 weeks	Director - 3 days	Director: Paid holidays
PERRY	NYS Retirement	FT Stipened - Director & YS Lib	PTO FT staff: 1-5 years 165 hours; 5-10 years 202.5 hours; 10+ years 240 hours Part-time staff: 2 weeks PTO pro-rated to regular schedule		Full-time Employees: 12 Paid holidays; All staff: Bereavement leave
PIKE	no	no	2 weeks	1 week	Paid Federal holidays
STEVENS	NYS Retirement	no	PTO Accrued: Director: 0-4 yrs - 20 days; 5-9 yrs - 25 days; 10+ yrs - 30 days; FT Exempt Librarians & Library employess: 0-4 yrs - 15 days; 5-9 yrs - 20 days; 10+ yrs - 25days; PT library staff: 0-4 yrs 5 shifts; 5+ yrs 10 shifts		Paid holidays set annually by the Board
WARSAW	NYS Retirement	Director only: stipend	Director: 4 wks vacation 1/2 time Children's Spec: 1-5 yrs 1 wk; 6-10 yrs 2 wks; 10+ yrs 3 wks; PT Librarian 30 hours - accrual of 60 hours allowed	Director & Children's Specialist: 1 day/month cumulative to 120 days PT Librarian 30 hrs/year (does not accrue)	Director & Children's Specialist: Paid holidays; Director only: 3 personal days; Director only: 3 bereavement days
WYOMING	no	no	Director: 121.5 hours		Director: Paid National holidays