



2557 STATE ROUTE 21
CANANDAIGUA, NY 14424
(585) 394-8260
FAX: (585) 394-1935
WWW.OWWL.ORG

July 3, 2023

To: OWWL Library System Member Library Directors
From: Kelly Nemitz and Ron Kirsop
Subject: ***2022-23 Budget Planning Kit***

Attached is the OWWL Library System's annual compilation of statistics from the 2022 State Annual Reports and self-reported information from member libraries. This resource is meant to assist in planning and decision-making for your library by offering a comparison to other libraries across the System.

Most charts are compiled by county with System-wide totals at the bottom of the page. Population figures are based on your chartered service area, as written in your charter which are obtained from the 2020 Census.

Per capita amounts calculated on the Local Tax Support reports are to be used as a guideline and should not be used for funding purposes.

Financial information in this report represents Operating Fund figures, and may not reflect all assets or expenses of a library. Libraries are not required to report to the State on endowment or other assets or funds originating with non-tax dollars, unless they pass through the operating fund.

All 2022 figures come from the State Annual Reports. The first 8 pages and pages 36-43 use 2023 figures, rather than 2022.

As always, if you have any questions, please don't hesitate to get in touch.

OWWL LIBRARY SYSTEM
2022 - 2023 BUDGET PLANNING KIT
(Includes the following information from the 2022 Annual Reports
for Livingston, Ontario, Wayne and Wyoming Counties)

MAPS – Chartered Service Areas: <https://bit.ly/3cfLqDe>

CURRENT YEAR - LOCAL TAX SUPPORT

Library Budget Referendum Votes 2023	p. 1
Local Tax Support System-wide 2022-2023 , by rank.....	p. 2
Local Tax Support System-wide 2023 , by Per Capita.....	p. 3-4
Local Tax Support & Per Capitas 2023 , by County.....	p. 5-8

HISTORICAL DATA 2022

Financial

Income 2022, by County	p. 9-12
Expenses 2022, by County	p. 13-16
Percentage Analysis of Operating Expenses 2022, by County.....	p. 17
Expenses 2022 System-wide, by rank.....	p. 18

Holdings and Circulation

Total Holdings 2022, by County	p. 19-20
Children’s Holdings and Circulation 2021/2022, by County	p. 21-22
Circulation Statistics Detail 2022, by County	p. 23-24
Total Circulation Breakout 2018-2022, Graph	p. 25
Circulation Statistics 2021/2022 by County.....	p. 26
OWWL2go Circulation 2018-2022 System-wide.....	p. 27
OWWL2go Circulation Breakout, 2022, by Library	p. 28
Interlibrary Loan Statistics 2021/2022, by County	p. 29-30
Resource Sharing among Libraries (Transit details) 2021/2022	p. 31
Interlibrary Loan Growth 2004-2022, Graph	p. 32

Collection Development

Library Material Expenditures 2020 – 2022, by rank.....	p. 33
---	-------

Personnel

Size Comparison with Staffing Information 2022, by County.....	p. 34-35
Library Director Salaries & Hours 2023 , by County	p. 36-37
Staff Salaries 2023 , by County	p. 38-39
Benefits Summary 2023 , by County.....	p. 40-43

Grants

OWWL Costs & Services 2023 : https://bit.ly/OWWLCostsandServices2023	
---	--

Library Budget Referendum Votes 2023

School Dist Libraries (13)	Local Fiscal Year	2023 increase			total
Attica	July-June	\$5,969	3.0%	\$204,939	
Bell	calendar*	\$3,638	2.8%	\$134,238	
Bloomfield	July-June	\$3,685	2.0%	\$187,980	
Clyde	calendar*	\$1,086	0.4%	\$285,000	
Dansville	July-June	\$23,172	4.0%	\$578,739	
Geneva	July-June	\$38,869	4.0%	\$1,010,912	
Lyons	July-June	\$14,996	4.0%	\$389,896	
Naples	July-June	\$29,809	13.4%	\$252,409	
Newark	July-June	\$15,333	2.5%	\$628,682	
Perry	calendar*	\$20,780	9.0%	\$251,660	
Red Jacket	July-June	\$11,578	4.7%	\$259,763	
Sodus	July-June	\$6,538	2.3%	\$285,111	
Wadsworth	July-June	no vote held	0.0%	\$439,306	
TOTAL		\$175,453		\$4,908,635	

Association Libraries (17)	Local Fiscal Year	2023 increase		total
Arcade	calendar*	\$4,500	4.1%	\$113,500
Avon	calendar*	\$22,700	18.7%	\$143,800
Bliss/Eagle	calendar*	\$680	2.0%	\$34,698
Bristol	calendar*	no vote held	0.0%	\$1,000
Caledonia	calendar*	no vote held	0.0%	\$15,000
Castile	calendar*	\$3,614	5.0%	\$75,901
Clifton Springs	calendar*	\$3,000	3.4%	\$90,000
Gorham	calendar*	\$6,850	6.1%	\$118,800
Mt Morris	calendar*	\$14,500	12.6%	\$129,500
Phelps	calendar*	\$3,000	3.4%	\$90,000
Pike	calendar*	\$2,127	5.0%	\$44,649
Red Creek	calendar*	no vote held	0.0%	\$64,000
Rose	calendar*	\$15,000	19.7%	\$91,100
Victor	calendar*	no vote held	0.0%	\$839,633
Wolcott	calendar*	\$3,000	2.3%	\$132,000
Wood	calendar*	\$75,900	9.0%	\$920,150
Wyoming	calendar*	\$2,000	4.8%	\$43,495
TOTAL		\$156,871		\$2,947,226

Municipal Libraries (6)	Local Fiscal Year	2023 increase			total
Macedon	calendar*	no vote held	0.0%	\$20,000	
Ontario	calendar*	no vote held	0.0%	\$10,000	
S Springs	calendar*	\$963	1.5%	\$65,059	
Walworth	calendar*	no vote held	0.0%	\$16,000	
Warsaw	calendar*	\$1,368	3.1%	\$45,331	
Williamson	calendar*	no vote held	0.0%	\$438,096	
TOTAL		\$2,331		\$594,486	

Association Libraries Without Public Referendum (2)	
	Local Fiscal Year
Allens Hill	calendar*
Honeoye	calendar*

Municipal Libraries Without Public Referendum (3)	
	Local Fiscal Year
Lima	calendar*
Livonia	calendar*
Marion	calendar*

Spec Dist Pub Lib (1)	Local Fiscal Year	2023 increase		total
Palmyra	calendar*	no vote held	0.0%	\$321,000
TOTAL		\$0		\$321,000

* calendar (January - December)

27 votes held; 27 Passed

10 "no vote held"

5 libraries not using public referendum process

2022 - 2023 Local Support Comparisons - Systemwide
(sorted by 2022 Local Support)

	CTS Population	2023 Local Support	2022 Local Support
GENEVA	17,208	\$1,010,912	\$972,043
WOOD	26,977	\$920,150	\$844,250
VICTOR	26,813	\$839,633	\$839,633
NEWARK	14,533	\$628,682	\$613,349
DANSVILLE	9,780	\$593,739	\$578,739
ONTARIO	10,446	\$593,320	\$552,199
WADSWORTH	11,196	\$439,306	\$432,814
WILLIAMSON	6,860	\$438,096	\$438,096
LYONS	6,806	\$389,896	\$374,900
MACEDON	9,270	\$352,793	\$317,647
PALMYRA	6,446	\$321,000	\$321,000
LIVONIA	7,497	\$318,439	\$399,669
WALWORTH	9,253	\$294,632	\$282,500
SODUS	7,209	\$285,111	\$278,573
CLYDE	5,521	\$285,000	\$283,914
RED JACKET	5,961	\$259,763	\$248,185
AVON	6,939	\$258,900	\$236,200
NAPLES	5,176	\$252,409	\$210,000
PERRY	7,275	\$251,660	\$222,000
WARSAW	5,316	\$247,476	\$246,108
STEVENS	11,634	\$209,381	\$183,497
BLOOMFIELD	6,708	\$187,980	\$184,295
MARION	4,566	\$185,671	\$168,232
PHELPS	6,637	\$180,000	\$177,000
LIMA	4,154	\$160,586	\$157,437
ARCADE	4,187	\$152,042	\$147,542
BELL	4,571	\$134,238	\$130,600
WOLCOTT	1,556	\$132,000	\$129,000
MT. MORRIS	2,898	\$130,000	\$115,350
HONEOYE	3,360	\$120,064	\$115,188
GORHAM	9,717	\$118,800	\$111,947
ROSE	2,291	\$112,200	\$97,100
CLIFTON	2,209	\$109,200	\$106,200
CALEDONIA	4,154	\$95,000	\$94,000
CORDELIA	2,711	\$75,901	\$72,287
GAINESVILLE	2,009	\$65,059	\$63,784
RED CREEK	495	\$64,000	\$64,000
BRISTOL	2,284	\$62,500	\$59,240
WYOMING	1,601	\$53,495	\$51,495
PIKE	975	\$44,649	\$42,522
EAGLE	1,105	\$42,698	\$42,018
ALLENS HILL	327	\$24,000	\$21,600
	286,631	\$11,440,382	\$11,026,153

2023 Systemwide Local Tax Support, sorted by total per capita

(Town, Village, City, School District & Spec Legislative District Funding)

(all county grant funding excluded)

Support from a SINGLE source that is the library's chartered-to serve area is the only TRUE per capita. Single-source libraries are found in this chart ranked by per capita.

Library and Chartered to Serve Area		2020 Population	Support	Per Cap
Dansville Public Lib (SDPL)	Dansville Sch Dist (P)	9,780	\$593,739	\$60.71
Geneva Public Library (SDPL)	Geneva Sch Dist (P)	17,208	\$1,010,912	\$58.75
Lyons Public Library (SDPL)	Lyons Sch Dist (P)	6,806	\$389,896	\$57.29
Clyde-Savannah Pub Lib (SDPL)	Clyde-Savannah Sch Dist (P)	5,521	\$285,000	\$51.62
Palmyra Community Lib (Spec)	Special Legislative District (P)	6,446	\$321,000	\$49.80
Naples Library (SDPL)	Naples Sch Dist (P)	5,176	\$252,409	\$48.77
Newark Public Library (SDPL)	Newark School District (P)	14,533	\$628,682	\$43.26
Red Jacket Comm Lib (SDPL)	Manchester/Shortsville SD (P)	5,961	\$259,763	\$43.58
Wadsworth Library (SDPL)	Geneseo School District (P)	11,196	\$439,306	\$39.24
Sodus Community Lib (SDPL)	Sodus School District (P)	7,209	\$285,111	\$39.55
Lima Public Library (PL)	Town of Lima	4,154	\$160,586	\$38.66
Marion Public Library (PL)	Town of Marion	4,566	\$185,671	\$40.66
Perry Public Library (SDPL)	Perry Sch Dist (P)	7,275	\$251,660	\$34.59
Victor Farmington Library (AL)	Victor School District (P)	26,813	\$839,633	\$31.31
Wood Library Assoc (AL)	Canandaigua Sch Dist (P)	26,977	\$920,150	\$34.11
Bell Memorial Library (SDPL)	Keshequa Sch Dist (P)	4,571	\$134,238	\$29.37
Bloomfield Public Library (SDPL)	Bloomfield Sch Dist (P)	6,708	\$187,980	\$28.02
Gorham Free Library (AL)	Marcus Whitman Sch Dist (P)	9,717	\$118,800	\$12.23

2023 Systemwide Local Tax Support, sorted by total per capita

(Town, Village, City, School District & Spec Legislative District Funding)

(all county grant funding excluded)

Per capita for this report is to be used as a guideline and should not be used for funding purposes.

Library and Chartered to Serve Area		2020 Population	Support	Per Cap	Total
Williamson Pub Lib (PL)	Town of Williamson	6,860			
	Williamson SD (P)	6,749	\$438,096	\$64.91	\$438,096
Ontario Public Library (PL)	Town of Ontario	10,446	\$583,320	\$55.84	
	Wayne Sch Dist (P)	14,891	\$10,000		\$593,320
Livonia Public Library(PL)	Town of Livonia	7,497	\$316,939	\$42.28	
	Town of Conesus	2,320	\$1,500		\$318,439
Warsaw Public Library (PL)	Town of Warsaw	5,316	\$202,145	\$38.03	
	Warsaw Sch Dist (P)	5,878	\$45,331		\$247,476
Walworth-Seely Pub Lib (PL)	Town of Walworth	9,253	\$278,632	\$30.11	
	Wayne Sch Dist (P)	14,891	\$10,000		
	Gananda Sch Dist (P)	5,746	\$6,000		\$294,632
Macedon Public Library (PL)	Town of Macedon	9,270	\$312,630	\$33.72	
	Town of Farmington	14,170	\$20,163		
	Gananda Sch Dist (P)	5,746	\$5,000		
	Palmyra-Macedon SD (P)	11,469	\$15,000		\$352,793
Wyoming Free Circ Lib (AL)	Wyoming Sch Dist (P)	1,601	\$43,495	\$27.17	
	Town of Middlebury	1,339	\$7,000		
	Town of Covington	1,253	\$500		
	Village of Wyoming	388	\$2,500		\$53,495
Honeoye Public Library (AL)	Town of Richmond	3,360	\$90,000	\$26.79	
	Town of Canadice	1,846	\$26,989		
	Town of South Bristol	1,645	\$3,075		\$120,064

(P) Public Vote

2023 Systemwide Local Tax Support, sorted by total per capita
(Town, Village, City, School District & Spec Legislative District Funding)

(all county grant funding excluded)

Per capita for this report is to be used as a guideline and should not be used for funding purposes.

Library and Chartered to Serve Area	Funding Sources	2020			
		Population	Support	Per Cap	Total
Bristol Library (AL)	Town of Bristol	2,284	\$60,000	\$26.27	
	Town of South Bristol	1,645	\$1,500		
	Bloomfield Sch Dist (P)	6,749	\$1,000		\$62,500
Mount Morris Library (AL)	Village of Mt. Morris	2,898			
	Town of Leicester	2,082	\$500		
	Mt. Morris Sch Dist (P)	5,940	\$129,500	\$21.80	\$130,000
Avon Free Library (AL)	Town of Avon	6,939	\$55,000		
	Village of Avon	3,399	\$60,100		
	Avon Sch Dist (P)	6,889	\$143,800	\$20.87	\$258,900
Caledonia Library (AL)	Town of Caledonia	4,154	\$80,000	\$19.26	
	Caledonia-Mumford SD (P)	5,129	\$15,000		\$95,000
Stevens Memorial Library (SDPL)	Attica School District (P)	11,634	\$204,939	\$17.62	
	Town of Darien	3,010	\$3,792		
	Village of Alexander	518	\$650		\$209,381
Wolcott Public Lib (AL)	Village of Wolcott	1,556			
	N. Rose-Wolcott Sch Dist (P)	8,631	\$132,000	\$15.29	\$132,000
Cordelia A. Greene Lib (AL)	Town of Castile	2,711	\$0		
	Letchworth Sch Dist (P)	5,532	\$75,901	\$13.72	\$75,901
T. Of Gainesville Pub Lib (PL)	Town of Gainesville	2,009	\$0		
	Letchworth Sch Dist (P)	5,532	\$65,059	\$11.76	\$65,059
Red Creek Free Library (AL)	Village of Red Creek	495	\$0		
	Red Creek Sch Dist (P)	5,595	\$64,000	\$11.44	\$64,000
Rose Free Library (AL)	Town of Rose	2,291	\$21,100		
	N. Rose-Wolcott Sch Dist (P)	8,631	\$91,100	\$10.55	\$112,200
Clifton Springs Library (AL)	Village of Clifton Springs	2,209	\$4,000		
	Town of Manchester	9,258	\$8,200		
	Town of Phelps	7,017	\$7,000		
	Phelps-Clifton Sch Dist (P)	10,739	\$90,000	\$8.38	\$109,200
Phelps Comm Mem Lib (AL)	Town of Phelps	6,637	\$35,000		
	Village of Phelps	1,969	\$55,000		
	Phelps-Clifton Sch Dist (P)	10,739	\$90,000	\$8.38	\$180,000
Pike Library (AL)	Town of Pike	975	\$0		
	Letchworth Sch Dist (P)	5,532	\$44,649	\$8.07	\$44,649
Arcade Free Library (AL)	Town of Arcade	4,187	\$17,242		
	Village of Arcade	2,069	\$9,000		
	Town of Freedom	2,267	\$1,500		
	Yorkshire-Pioneer SD (P)	16,045	\$113,500	\$7.07	
	Yorkshire-Pioneer SD	16,045	\$10,800		\$152,042
Eagle Free Library (AL)	Town of Eagle	1,105	\$8,000		
	Letchworth Sch Dist (P)	5,532	\$34,698	\$6.27	\$42,698
Allens Hill Free Library (AL)	Other (specified census blocks)	327			
	Town of Richmond	3,452	\$20,000	\$5.79	
	Town of W. Bloomfield	2,549	\$4,000		\$24,000

2023 Local Tax Support and per capita, by County

<i>Per capita for this report is to be used as a guideline and should not be used for funding purposes.</i>

LIVINGSTON COUNTY
(also includes County Support)

Library and Chartered to Serve Area

Funding Sources		2020 Population	Support	Per Cap	Total
Avon Free Library (AL)	Town of Avon	6,939	\$55,000		
	Village of Avon	3,399	\$60,100		
	Avon Sch Dist (P)	6,889	\$143,800	\$20.87	
	** Livingston County PLS Grant		\$11,334		\$270,234
Bell Memorial Library (SDPL)	Keshequa Sch Dist (P)	4,571	\$134,238	\$29.37	
	** Livingston County PLS Grant		\$9,523		\$143,761
Caledonia Library (AL)	Town of Caledonia	4,154	\$80,000	\$19.26	
	Caledonia-Mumford SD (P)	5,129	\$15,000		
	** Livingston County PLS Grant		\$9,809		\$104,809
Dansville Public Lib (SDPL)	Dansville Sch Dist (P)	9,780	\$593,739	\$60.71	
	** Livingston County PLS Grant		\$14,039		\$607,778
Lima Public Library (PL)	Town of Lima	4,154	\$160,586	\$38.66	
	** Livingston County PLS Grant		\$12,798		\$173,384
Livonia Public Library (PL)	Town of Livonia	7,497	\$316,939	\$42.28	
	Town of Conesus	2,320	\$1,500		
	** Livingston County PLS Grant		\$11,597		\$330,036
Mount Morris Library (AL)	Village of Mt. Morris	2,898			
	Mt. Morris Sch Dist (P)	5,940	\$129,500	\$21.80	
	Town of Leicester	2,082	\$500		
	** Livingston County PLS Grant		\$11,438		\$141,438
Wadsworth Library (SDPL)	Geneseo School District (P)	11,196	\$439,306	\$39.24	
	** Livingston County PLS Grant		\$13,462		\$452,768
(P) Public Vote					<u><u>\$2,224,208</u></u>

**2022 Livingston County PLS Grant amounts

2023 Local Tax Support and per capita, by County

<i>Per capita for this report is to be used as a guideline and should not be used for funding purposes.</i>

ONTARIO COUNTY

Library and Chartered to Serve Area		2020			
Funding Sources		Population	Support	Per Cap	Total
Allens Hill Free Library (AL)	Other (specified census blocks)	327			
	Town of Richmond	3,452	\$20,000	\$5.79	
	Town of W. Bloomfield	2,549	\$4,000		\$24,000
Bloomfield Public Library (SDPL)	Bloomfield School District	6,708	\$187,980	\$28.02	\$187,980
Bristol Library (AL)	Town of Bristol	2,284	\$60,000	\$26.27	
	Town of South Bristol	1,645	\$1,500		
	Bloomfield Sch Dist (P)	6,749	\$1,000		\$62,500
Clifton Springs Library (AL)	Village of Clifton Springs	2,209	\$4,000		
	Town of Manchester	9,258	\$8,200		
	Town of Phelps	7,017	\$7,000		
	Phelps-Clifton Sch Dist (P)	10,739	\$90,000	\$8.38	\$109,200
Geneva Public Library (SDPL)	Geneva Sch Dist (P)	17,208	\$1,010,912	\$58.75	\$1,010,912
Gorham Free Library (AL)	Marcus Whitman SD (P)	9,717	\$118,800	\$12.23	\$118,800
Honeoye Public Library (AL)	Town of Richmond	3,360	\$90,000	\$26.79	
	Town of Canadice	1,846	\$26,989		
	Town of South Bristol	1,645	\$3,075		\$120,064
Naples Library (SDPL)	Naples Sch Dist (P)	5,176	\$252,409	\$48.77	\$252,409
Phelps Comm Mem Lib (AL)	Town of Phelps	6,637	\$35,000		
	Village of Phelps	1,969	\$55,000		
	Phelps-Clifton Sch Dist (P)	10,739	\$90,000	\$8.38	\$180,000
Red Jacket Comm Lib (SDPL)	Manchester/Shortsville SD (P)	5,961	\$259,763	\$43.58	\$259,763
Victor Farmington Library (AL)	Victor Sch Dist (P)	26,813	\$839,633	\$31.31	\$839,633
Wood Library Assoc (AL)	Canandaigua Sch Dist (P)	26,977	\$920,150	\$34.11	\$920,150
(P) Public Vote					<u><u>\$4,085,411</u></u>

2023 Local Tax Support and per capitias, by County

<i>Per capita for this report is to be used as a guideline and should not be used for funding purposes.</i>

WAYNE COUNTY

Library and Chartered to Serve Area		2020			
Funding Sources		Population	Support	Per Cap	Total
Clyde-Savannah Pub Lib (SDPL)	Clyde-Savannah Sch Dist (P)	5,521	\$285,000	\$51.62	\$285,000
Lyons Public Library (SDPL)	Lyons Sch Dist (P)	6,806	\$389,896	\$57.29	\$389,896
Macedon Public Library (PL)	Town of Macedon	9,270	\$312,630	\$33.72	
	Town of Farmington	14,170	\$20,163		
	Gananda Sch Dist (P)	5,746	\$5,000		
	Palmyra-Macedon SD (P)	11,469	\$15,000		\$352,793
Marion Public Library (PL)	Town of Marion	4,566	\$185,671	\$40.66	\$185,671
Newark Public Library (SDPL)	Newark School District (P)	14,533	\$628,682	\$43.26	\$628,682
Ontario Public Library (PL)	Town of Ontario	10,446	\$583,320	\$55.84	
	Wayne Sch Dist (P)	14,891	\$10,000		\$593,320
Palmyra Community Lib (Spec)	Special Legislative District (P)	6,446	\$321,000	\$49.80	\$321,000
Red Creek Free Library (AL)	Village of Red Creek	495	\$0		
	Red Creek Sch Dist (P)	5,595	\$64,000	\$11.44	\$64,000
Rose Free Library (AL)	Town of Rose	2,291	\$21,100		
	N. Rose-Wolcott Sch Dist (P)	8,631	\$91,100	\$10.55	\$112,200
Sodus Community Lib (SDPL)	Sodus School District (P)	7,209	\$285,111	\$39.55	\$285,111
Walworth-Seely Pub Lib (PL)	Town of Walworth	9,253	\$278,632	\$30.11	
	Wayne Sch Dist (P)	14,891	\$10,000		
	Gananda Sch Dist (P)	5,746	\$6,000		\$294,632
Williamson Pub Lib (PL)	Town of Williamson	6,860			
	Williamson SD (P)	6,749	\$438,096	\$64.91	\$438,096
Wolcott Public Lib (AL)	Village of Wolcott	1,556			
	N. Rose-Wolcott Sch Dist (P)	8,631	\$132,000	\$15.29	\$132,000
(P) Public Vote					<u>\$4,082,401</u>

2023 Local Tax Support and per capita, by County

<i>Per capita for this report is to be used as a guideline and should not be used for funding purposes.</i>

WYOMING COUNTY

Library and Chartered to Serve Area		2020			
	Funding Sources	Population	Support	Per Cap	Total
Arcade Free Library (AL)	Town of Arcade	4,187	\$17,242		
	Village of Arcade	2,069	\$9,000		
	Town of Freedom	2,267	\$1,500		
	Yorkshire-Pioneer SD (P)	16,045	\$113,500	\$7.07	
	Yorkshire-Pioneer SD	16,045	\$10,800		\$152,042
Cordelia A. Greene Lib (AL)	Town of Castile	2,711	\$0		
	Letchworth Sch Dist (P)	5,532	\$75,901	\$13.72	\$75,901
Eagle Free Library (AL)	Town of Eagle	1,105	\$8,000		
	Letchworth Sch Dist (P)	5,532	\$34,698	\$6.27	\$42,698
Perry Public Library (SDPL)	Perry Sch Dist (P)	7,275	\$251,660	\$34.59	\$251,660
Pike Library (AL)	Town of Pike	975	\$0		
	Letchworth Sch Dist (P)	5,532	\$44,649	\$8.07	\$44,649
Stevens Memorial Lib (SDPL)	Attica Sch Dist (P)	11,634	\$204,939	\$17.62	
	Town of Darien	3,010	\$3,792		
	Village of Alexander	518	\$650		\$209,381
T. Of Gainesville Pub Lib (PL)	Town of Gainesville	2,009	\$0		
	Letchworth Sch Dist (P)	5,532	\$65,059	\$11.76	\$65,059
Warsaw Public Library (PL)	Town of Warsaw	5,316	\$202,145	\$38.03	
	Warsaw Sch Dist (P)	5,878	\$45,331		\$247,476
Wyoming Free Circ Lib (AL)	Wyoming Sch Dist (P)	1,601	\$43,495	\$27.17	
	Town of Middlebury	1,339	\$7,000		
	Town of Covington	1,253	\$500		
	Village of Wyoming	388	\$2,500		\$53,495
(P) Public Vote					<u>\$1,142,361</u>

**REPORT ON INCOME 2022
LIVINGSTON COUNTY LIBRARIES**

LIBRARY	TYPE/ CHARTERED TO SERVE AREA	2020 CHARTERED TO SERVE POPULATION	LOCAL TAX SUPPORT			County				TOTAL OPERATING FUND RECEIPTS TOTAL	BUDGET LOANS & TRANSFERS	TOTAL INCOME TOTAL
			Town	Village	School	LLSA & STATE AID	Passthru & Sys Grants	Federal Aid	OTHER INCOME			
AVON	Assoc-Town of Avon	6,939	Town	\$55,000	\$236,200	\$60,092	\$14,450	\$607	\$20,081	\$331,430	\$0	\$331,430
			Village	\$60,100								
			School	\$121,100								
CALEDONIA	Assoc-T. of Caledonia	4,154	Town	\$79,000	\$94,000	\$1,429	\$9,809	\$0	\$15,605	\$120,843	\$0	\$120,843
			School	\$15,000								
DANSVILLE	Pub-Dansville SD	9,780	School	\$578,739	\$578,739	\$3,077	\$15,639	\$790	\$31,516	\$629,761	\$0	\$629,761
WADSWORTH	Pub-Geneseo SD	11,196	School	\$432,814	\$432,814	\$3,314	\$14,907	\$1,057	\$24,104	\$476,196	\$0	\$476,196
LIMA	Pub-Town of Lima	4,154	Town	\$157,437	\$157,437	\$1,913	\$26,146	\$1,382	\$3,105	\$189,983	\$0	\$189,983
LIVONIA	Pub-Town of Livonia	7,497	Town	\$399,669	\$399,669	\$7,462	\$13,222	\$2,785	\$10,209	\$433,347	\$0	\$433,347
MOUNT MORRIS	Assoc-V. of Mt. Morris	2,898	School	\$115,000	\$115,350	\$26,429	\$12,038	\$0	\$17,758	\$171,575	\$0	\$171,575
			Town	\$350								
BELL	Pub-Dalton/Nunda SD	4,571	School	\$130,600	\$130,600	\$1,491	\$9,523	\$0	\$20,884	\$162,498	\$0	\$162,498
TOTALS	Chartered to Serve Pop	51,189			\$2,144,809	\$105,207	\$115,734	\$6,621	\$143,262	\$2,515,633	\$0	\$2,515,633

Percent of Total Local Tax Support 2022		
Town	\$691,456	32.24%
Village	\$60,100	2.80%
School	\$1,393,253	64.96%

**REPORT ON INCOME 2022
ONTARIO COUNTY LIBRARIES**

LIBRARY	TYPE/ CHARTERED TO SERVE AREA	2020 CHARTERED TO SERVE POPULATION	LOCAL TAX SUPPORT		*LLSA & STATE AID	County Passthru & Sys			OTHER INCOME	TOTAL OPERATING FUND RECEIPTS TOTAL	BUDGET LOANS & TRANSFERS	TOTAL INCOME TOTAL
				TOTAL		Grants	Federal Aid					
ALLENS HILL	Assoc-Other Specified census blocks	327	Town	\$21,600	\$21,600	\$1,429	\$0	\$0	\$2,197	\$25,226	\$0	\$25,226
BLOOMFIELD	Pub-Bloomfield Sch Dist	6,708	School	\$184,295	\$184,295	\$1,976	\$1,059	\$2,024	\$2,830	\$192,184	\$0	\$192,184
BRISTOL	Assoc-T. of Bristol	2,284	Town	\$58,240	\$59,240	\$2,220	\$1,393	\$169	\$13,342	\$76,364	\$0	\$76,364
			School	\$1,000								
CLIFTON SPRINGS	Assoc-Village of Clifton Springs	2,209	Town	\$15,200	\$106,200	\$1,429	\$87	\$615	\$62,161	\$170,492	\$120,000	\$290,492
			Village	\$4,000								
			School	\$87,000								
GENEVA	Pub-Geneva Sch Dist	17,208	School	\$972,043	\$972,043	\$20,059	\$0	\$1,467	\$41,409	\$1,034,978	\$0	\$1,034,978
GORHAM	Assoc-Marcus Whitman Central SD	9,717	School	\$111,947	\$111,947	\$2,877	\$0	\$111	\$8,995	\$123,930	\$0	\$123,930
HONEOYE	Assoc-T. of Richmond	3,360	Town	\$115,188	\$115,188	\$1,429	\$0	\$0	\$12,156	\$128,773	\$0	\$128,773
NAPLES	Pub-Naples Sch Dist	5,176	School	\$210,000	\$210,000	\$1,510	\$0	\$1,013	\$19,039	\$231,562	\$39,409	\$270,971
PHELPS	Assoc-T. of Phelps	6,637	Town	\$35,000	\$177,000	\$27,002	\$0	\$0	\$14,159	\$218,161	\$0	\$218,161
			Village	\$55,000								
			School	\$87,000								
RED JACKET	Pub-Manchester/ Shortsville Sch Dist	5,961	School	\$248,185	\$248,185	\$1,786	\$0	\$1,555	\$10,387	\$261,913	\$0	\$261,913
VICTOR	Assoc-Victor SD	26,813	School	\$839,633	\$839,633	\$7,801	\$0	\$1,109	\$113,475	\$962,018	\$0	\$962,018
WOOD	Assoc-Canandaigua Sch Dist	26,977	School	\$844,250	\$844,250	\$7,921	\$2,527	\$2,945	\$218,191	\$1,075,834	\$0	\$1,075,834
TOTALS	Chartered to Serve Pop	113,377			\$3,889,581	\$77,439	\$5,066	\$11,008	\$518,341	\$4,501,435	\$159,409	\$4,660,844

Percent of Total Local Tax Support 2022		
Town	\$245,228	6.30%
Village	\$59,000	1.52%
School	\$3,585,353	92.18%

*Includes \$14,970 Central Library Aid (Geneva)

REPORT ON INCOME 2022
WAYNE COUNTY LIBRARIES

LIBRARY	TYPE/ CHARTERED TO SERVE AREA	2020 CHARTERED TO SERVE POPULATION	LOCAL TAX SUPPORT			County				TOTAL OPERATING FUND RECEIPTS TOTAL	BUDGET LOANS & TRANSFERS	TOTAL INCOME TOTAL
					TOTAL	LLSA & STATE AID	Passthru & Sys Grants	Federal Aid	OTHER INCOME			
CLYDE	Pub-Clyde-Sav SD	5,521	School	\$283,914	\$283,914	\$7,147	\$0	\$1,208	\$14,873	\$307,142	\$0	\$307,142
LYONS	Pub-Lyons SD	6,806	School	\$374,900	\$374,900	\$4,605	\$927	\$0	\$98,410	\$478,842	\$0	\$478,842
MACEDON	Pub-T. of Macedon	9,270	Town	\$297,647	\$317,647	\$5,033	\$1,100	\$1,087	\$16,776	\$341,643	\$0	\$341,643
			School	\$20,000								
MARION	Pub-T. of Marion	4,566	Town	\$168,232	\$168,232	\$2,648	\$0	\$211	\$3,624	\$174,715	\$0	\$174,715
NEWARK	Pub-Newark SD	14,533	School	\$613,349	\$613,349	\$6,975	\$0	\$1,496	\$31,099	\$652,919	\$0	\$652,919
ONTARIO	Pub-T. of Ontario	10,446	Town	\$542,199	\$552,199	\$3,075	\$0	\$4,000	\$9,741	\$569,015	\$0	\$569,015
			School	\$10,000								
PALMYRA	Pub-Special District	6,446	Special	\$321,000	\$321,000	\$2,915	\$1,000	\$1,026	\$15,525	\$341,466	\$0	\$341,466
RED CREEK	Assoc-V. of Red Creek	495	School	\$64,000	\$64,000	\$5,169	\$0	\$0	\$27,245	\$96,414	\$0	\$96,414
ROSE	Assoc-T. of Rose	2,291	Town	\$21,000	\$97,100	\$4,429	\$700	\$0	\$10,672	\$112,901	\$0	\$112,901
			School	\$76,100								
SODUS	Pub-Sodus SD	7,209	School	\$278,573	\$278,573	\$6,141	\$0	\$572	\$13,187	\$298,473	\$0	\$298,473
WALWORTH	Pub-T. of Walworth	9,253	Town	\$266,500	\$282,500	\$2,738	\$1,011	\$894	\$64,202	\$351,345	\$0	\$351,345
			School	\$16,000								
WILLIAMSON	Pub-T. of Williamson	6,860	School	\$438,096	\$438,096	\$8,015	\$1,828	\$3,351	\$19,898	\$471,188	\$0	\$471,188
WOLCOTT	Assoc-V. of Wolcott	1,556	School	\$129,000	\$129,000	\$2,429	\$0	\$2,544	\$16,654	\$150,627	\$0	\$150,627
TOTALS	Chartered to Serve Pop	85,252		\$3,920,510		\$61,319	\$6,566	\$16,389	\$341,906	\$4,346,690	\$0	\$4,346,690

Percent of Total Local Tax Support 2022		
Town	\$1,295,578	33.05%
Village	\$64,000	1.63%
Special District	\$321,000	8.19%
School	\$2,239,932	57.13%

REPORT ON INCOME 2022
WYOMING COUNTY LIBRARIES

LIBRARY	TYPE/ CHARTERED TO SERVE AREA	2020 CHARTERED TO SERVE POPULATION	LOCAL TAX SUPPORT			County				TOTAL OPERATING FUND RECEIPTS TOTAL	BUDGET LOANS & TRANSFERS	TOTAL INCOME TOTAL
					TOTAL	LLSA & STATE AID	Passthru & Sys Grants	Federal Aid	OTHER INCOME			
ARCADE	Assoc-T. of Arcade	4,187	Town	\$18,742	\$147,542	\$1,429	\$800	\$479	\$28,696	\$178,946	\$8,000	\$186,946
			Village	\$9,000								
			School	\$119,800								
STEVENS	Pub-Attica SD	11,634	Town	\$2,750	\$183,497	\$3,940	\$4,070	\$986	\$9,295	\$201,788	\$0	\$201,788
			School	\$180,747								
EAGLE	Assoc-T. of Eagle	1,105	Town	\$8,000	\$42,018	\$1,429	\$0	\$0	\$6,006	\$49,453	\$0	\$49,453
			School	\$34,018								
C.A. GREENE	Assoc-T. of Castile	2,711	School	\$72,287	\$72,287	\$3,076	\$1,100	\$290	\$10,689	\$87,442	\$0	\$87,442
PERRY	Pub-Perry SD	7,275	School	\$222,000	\$222,000	\$2,130	\$0	\$0	\$29,673	\$253,803	\$0	\$253,803
PIKE	Assoc-T. of Pike	975	School	\$42,522	\$42,522	\$1,429	\$0	\$147	\$3,940	\$48,038	\$0	\$48,038
GAINESVILLE	Pub-T. of Gainesville	2,009	School	\$63,784	\$63,784	\$1,429	\$0	\$0	\$1,032	\$66,245	\$0	\$66,245
WARSAW	Pub-T. of Warsaw	5,316	Town	\$202,145	\$246,108	\$8,608	\$4,765	\$1,852	\$18,526	\$279,859	\$0	\$279,859
			School	\$43,963								
WYOMING	Assoc-Wyoming Central SD	1,601	Town	\$7,500	\$51,495	\$1,429	\$0	\$266	\$11,610	\$64,800	\$0	\$64,800
			Village	\$2,500								
			School	\$41,495								
TOTALS	Chartered to Serve Pop	36,813			\$1,071,253	\$24,899	\$10,735	\$4,020	\$119,467	\$1,230,374	\$8,000	\$1,238,374

Percent of Total Local Tax Support 2022		
Town	\$239,137	22.32%
Village	\$11,500	1.07%
School	\$820,616	76.60%

HISTORICAL DATA

REPORT ON EXPENSES 2022
LIVINGSTON COUNTY LIBRARIES

LIBRARY	TYPE/ CHART SERVE	PERSONNEL	LIBRARY MATERIALS	OWWL	OTHER OPERATING	TOTAL OPERATING	CAPITAL, DEBT & TRANSFERS	TOTAL
AVON	Assoc-Town of Avon	\$172,175	\$30,774	\$7,880	\$54,494	\$265,323	\$0	\$265,323
CALEDONIA	Assoc-Town of Caledonia	\$67,589	\$18,448	\$4,967	\$25,028	\$116,032	\$0	\$116,032
DANSVILLE	Pub-Dansville Sch Dist	\$242,630	\$42,010	\$7,965	\$110,086	\$402,691	\$155,862	\$558,553
WADSWORTH	Pub-Geneseo Sch Dist	\$253,909	\$55,684	\$9,101	\$114,138	\$432,832	\$82,505	\$515,337
LIMA	Pub-Town of Lima	\$107,110	\$33,118	\$5,932	\$27,058	\$173,218	\$7,983	\$181,201
LIVONIA	Pub-Town of Livonia	\$232,101	\$26,554	\$8,738	\$72,168	\$339,561	\$109,681	\$449,242
MOUNT MORRIS	Assoc-Village of Mt. Morris	\$85,407	\$27,616	\$4,871	\$30,308	\$148,202	\$0	\$148,202
BELL	Pub-Dalton/Nunda SD	\$96,709	\$15,190	\$5,286	\$24,663	\$141,848	\$0	\$141,848
TOTAL		\$1,257,630	\$249,394	\$54,740	\$457,943	\$2,019,707	\$356,031	\$2,375,738

**REPORT ON EXPENSES 2022
ONTARIO COUNTY LIBRARIES**

LIBRARY	TYPE/ CHART SERVE	PERSONNEL	LIBRARY MATERIALS	OWWL	OTHER OPERATING	TOTAL OPERATING	CAPITAL, DEBT & TRANSFERS	TOTAL
ALLENS HILL	Assoc-Other (Specified census blocks)	\$11,868	\$1,252	\$3,783	\$10,385	\$27,288	\$0	\$27,288
BLOOMFIELD	Pub-Bloomfield Sch Dist	\$90,256	\$16,919	\$5,990	\$25,502	\$138,667	\$5,000	\$143,667
BRISTOL	Assoc-Town of Bristol	\$51,696	\$9,285	\$4,280	\$20,009	\$85,270	\$0	\$85,270
CLIFTON SPRINGS	Assoc-Vill of Clifton Springs	\$206,110	\$20,120	\$6,633	\$51,448	\$284,311	\$5,527	\$289,838
GENEVA	Pub-Geneva Sch Dist	\$647,818	\$85,954	\$11,810	\$133,857	\$879,439	\$5,000	\$884,439
GORHAM	Assoc-Marcus Whitman Central SD	\$80,579	\$11,966	\$5,984	\$20,705	\$119,234	\$0	\$119,234
HONEOYE	Assoc-Town of Richmond	\$69,630	\$25,954	\$6,178	\$55,348	\$157,110	\$0	\$157,110
NAPLES	Pub-Naples Sch Dist	\$107,421	\$22,913	\$6,435	\$47,651	\$184,420	\$41,665	\$226,085
PHELPS	Assoc-Town of Phelps	\$147,634	\$17,014	\$5,797	\$42,729	\$213,174	\$0	\$213,174
RED JACKET	Pub-Machester/Shortsville Sch Dist	\$134,846	\$10,618	\$4,600	\$40,180	\$190,244	\$0	\$190,244
VICTOR	Assoc-Victor Sch Dist	\$504,030	\$82,922	\$17,015	\$119,114	\$723,081	\$346,718	\$1,069,799
WOOD	Assoc-Canandaigua Sch Dist	\$783,272	\$93,851	\$18,981	\$190,094	\$1,086,198	\$130,000	\$1,216,198
TOTAL		\$2,835,160	\$398,768	\$97,486	\$757,022	\$4,088,436	\$533,910	\$4,622,346

HISTORICAL DATA

REPORT ON EXPENSES 2022
WAYNE COUNTY LIBRARIES

LIBRARY	TYPE/ CHART SERVE	PERSONNEL	LIBRARY MATERIALS	OWWL	OTHER OPERATING	TOTAL OPERATING	CAPITAL , DEBT & TRANSFERS	TOTAL
CLYDE-SAV	Pub-Clyde-Savannah Sch Dist	\$170,795	\$31,600	\$7,552	\$65,582	\$275,529	\$23,914	\$299,443
LYONS	Pub-Lyons Sch Dist	\$242,369	\$43,351	\$6,711	\$92,297	\$384,728	\$39,764	\$424,492
MACEDON	Pub-Town of Macedon	\$287,914	\$58,520	\$9,080	\$53,059	\$408,573	\$0	\$408,573
MARION	Pub-Town of Marion	\$112,780	\$21,933	\$5,356	\$20,674	\$160,743	\$0	\$160,743
NEWARK	Pub-Newark Sch Dist	\$522,341	\$41,447	\$9,548	\$96,951	\$670,287	\$37,000	\$707,287
ONTARIO	Pub-Town of Ontario	\$440,433	\$48,765	\$9,422	\$39,539	\$538,159	\$0	\$538,159
PALMYRA	Pub-Special District	\$219,981	\$38,786	\$7,463	\$97,972	\$364,202	\$37,453	\$401,655
RED CREEK	Assoc-Village of Red Creek	\$39,230	\$3,378	\$4,086	\$18,309	\$65,003	\$0	\$65,003
ROSE	Assoc-Town of Rose	\$46,349	\$6,975	\$4,118	\$15,742	\$73,184	\$0	\$73,184
SODUS	Pub-Sodus Sch Dist	\$196,600	\$32,331	\$7,200	\$59,118	\$295,249	\$0	\$295,249
WALWORTH	Pub-Town of Walworth	\$198,514	\$24,150	\$7,978	\$36,821	\$267,463	\$50,000	\$317,463
WILLIAMSON	Pub-Town of Williamson	\$310,407	\$31,296	\$9,346	\$63,646	\$414,695	\$0	\$414,695
WOLCOTT	Assoc-Village of Wolcott	\$70,064	\$13,045	\$5,518	\$41,948	\$130,575	\$7,960	\$138,535
TOTAL		\$2,857,777	\$395,577	\$93,378	\$701,658	\$4,048,390	\$196,091	\$4,244,481

**REPORT ON EXPENSES 2022
WYOMING COUNTY LIBRARIES**

LIBRARY	TYPE/ CHART SERVE	PERSONNEL	LIBRARY MATERIALS	OWWL	OTHER OPERATING	TOTAL OPERATING	CAPITAL, DEBT & TRANSFERS	TOTAL
ARCADE	Assoc-Town of Arcade	\$125,842	\$18,134	\$6,932	\$53,394	\$204,302	\$50,000	\$254,302
STEVENS	Pub-Attica Sch Dist	\$141,097	\$12,003	\$7,168	\$40,210	\$200,478	\$0	\$200,478
EAGLE	Assoc-Town of Eagle	\$18,446	\$5,124	\$3,933	\$21,462	\$48,965	\$0	\$48,965
C. A. GREENE	Assoc-Town of Castile	\$43,520	\$11,032	\$4,860	\$30,142	\$89,554	\$0	\$89,554
PERRY	Pub-Perry Sch Dist	\$154,180	\$12,265	\$6,227	\$59,066	\$231,738	\$0	\$231,738
PIKE	Assoc-Town of Pike	\$27,058	\$2,588	\$3,934	\$10,876	\$44,456	\$0	\$44,456
GAINESVILLE	Pub-Town of Gainesville	\$33,136	\$19,970	\$4,774	\$14,061	\$71,941	\$0	\$71,941
WARSAW	Pub-Town of Warsaw	\$148,362	\$34,476	\$6,442	\$51,125	\$240,405	\$0	\$240,405
WYOMING	Assoc-Wyoming Central SD	\$24,390	\$2,076	\$3,810	\$25,822	\$56,098	\$4,804	\$60,902
TOTAL		\$716,031	\$117,668	\$48,080	\$306,158	\$1,187,937	\$54,804	\$1,242,741

**PERCENTAGE ANALYSIS OF OPERATING EXPENSES 2022
BY COUNTY
(Capital, Debt & Transfers Excluded)**

LIBRARY	PERSONNEL		LIBRARY MATERIALS		OWWL		OTHER OPERATING		TOTAL OPERATING EXPENSES
	Total	% of Operating	Total	% of Operating	Total	% of Operating	Total	% of Operating	
LIVINGSTON COUNTY LIBRARIES									
AVON	\$172,175	64.9%	\$30,774	11.6%	\$7,880	3.0%	\$54,494	20.5%	\$265,323
CALEDONIA	\$67,589	58.3%	\$18,448	15.9%	\$4,967	4.3%	\$25,028	21.6%	\$116,032
DANSVILLE	\$242,630	60.3%	\$42,010	10.4%	\$7,965	2.0%	\$110,086	27.3%	\$402,691
WADSWORTH	\$253,909	58.7%	\$55,684	12.9%	\$9,101	2.1%	\$114,138	26.4%	\$432,832
LIMA	\$107,110	61.8%	\$33,118	19.1%	\$5,932	3.4%	\$27,058	15.6%	\$173,218
LIVONIA	\$232,101	68.4%	\$26,554	7.8%	\$8,738	2.6%	\$72,168	21.3%	\$339,561
MOUNT MORRIS	\$85,407	57.6%	\$27,616	18.6%	\$4,871	3.3%	\$30,308	20.5%	\$148,202
BELL	\$96,709	68.2%	\$15,190	10.7%	\$5,286	3.7%	\$24,663	17.4%	\$141,848
LIVINGSTON	\$1,257,630	62.3%	\$249,394	12.3%	\$54,740	2.7%	\$457,943	22.7%	\$2,019,707
ONTARIO COUNTY LIBRARIES									
ALLENS HILL	\$11,868	43.5%	\$1,252	4.6%	\$3,783	13.9%	\$10,385	38.1%	\$27,288
BLOOMFIELD	\$90,256	65.1%	\$16,919	12.2%	\$5,990	4.3%	\$25,502	18.4%	\$138,667
BRISTOL	\$51,696	60.6%	\$9,285	10.9%	\$4,280	5.0%	\$20,009	23.5%	\$85,270
CLIFTON	\$206,110	72.5%	\$20,120	7.1%	\$6,633	2.3%	\$51,448	18.1%	\$284,311
GENEVA	\$647,818	73.7%	\$85,954	9.8%	\$11,810	1.3%	\$133,857	15.2%	\$879,439
GORHAM	\$80,579	67.6%	\$11,966	10.0%	\$5,984	5.0%	\$20,705	17.4%	\$119,234
HONEOYE	\$69,630	44.3%	\$25,954	16.5%	\$6,178	3.9%	\$55,348	35.2%	\$157,110
NAPLES	\$107,421	58.2%	\$22,913	12.4%	\$6,435	3.5%	\$47,651	25.8%	\$184,420
PHELPS	\$147,634	69.3%	\$17,014	8.0%	\$5,797	2.7%	\$42,729	20.0%	\$213,174
RED JACKET	\$134,846	70.9%	\$10,618	5.6%	\$4,600	2.4%	\$40,180	21.1%	\$190,244
VICTOR	\$504,030	69.7%	\$82,922	11.5%	\$17,015	2.4%	\$119,114	16.5%	\$723,081
WOOD	\$783,272	72.1%	\$93,851	8.6%	\$18,981	1.7%	\$190,094	17.5%	\$1,086,198
ONTARIO	\$2,835,160	69.3%	\$398,768	9.8%	\$97,486	2.4%	\$757,022	18.5%	\$4,088,436
WAYNE COUNTY LIBRARIES									
CLYDE	\$170,795	62.0%	\$31,600	11.5%	\$7,552	2.7%	\$65,582	23.8%	\$275,529
LYONS	\$242,369	63.0%	\$43,351	11.3%	\$6,711	1.7%	\$92,297	24.0%	\$384,728
MACEDON	\$287,914	70.5%	\$58,520	14.3%	\$9,080	2.2%	\$53,059	13.0%	\$408,573
MARION	\$112,780	70.2%	\$21,933	13.6%	\$5,356	3.3%	\$20,674	12.9%	\$160,743
NEWARK	\$522,341	77.9%	\$41,447	6.2%	\$9,548	1.4%	\$96,951	14.5%	\$670,287
ONTARIO	\$440,433	81.8%	\$48,765	9.1%	\$9,422	1.8%	\$39,539	7.3%	\$538,159
PALMYRA	\$219,981	60.4%	\$38,786	10.6%	\$7,463	2.0%	\$97,972	26.9%	\$364,202
RED CREEK	\$39,230	60.4%	\$3,378	5.2%	\$4,086	6.3%	\$18,309	28.2%	\$65,003
ROSE	\$46,349	63.3%	\$6,975	9.5%	\$4,118	5.6%	\$15,742	21.5%	\$73,184
SODUS	\$196,600	66.6%	\$32,331	11.0%	\$7,200	2.4%	\$59,118	20.0%	\$295,249
WALWORTH	\$198,514	74.2%	\$24,150	9.0%	\$7,978	3.0%	\$36,821	13.8%	\$267,463
WILLIAMSON	\$310,407	74.9%	\$31,296	7.5%	\$9,346	2.3%	\$63,646	15.3%	\$414,695
WOLCOTT	\$70,064	53.7%	\$13,045	10.0%	\$5,518	4.2%	\$41,948	32.1%	\$130,575
WAYNE	\$2,857,777	70.6%	\$395,577	9.8%	\$93,378	2.3%	\$701,658	17.3%	\$4,048,390
WYOMING COUNTY LIBRARIES									
ARCADE	\$125,842	61.6%	\$18,134	8.9%	\$6,932	3.4%	\$53,394	26.1%	\$204,302
STEVENS	\$141,097	70.4%	\$12,003	6.0%	\$7,168	3.6%	\$40,210	20.1%	\$200,478
EAGLE	\$18,446	37.7%	\$5,124	10.5%	\$3,933	8.0%	\$21,462	43.8%	\$48,965
CORDELIA GREENE	\$43,520	48.6%	\$11,032	12.3%	\$4,860	5.4%	\$30,142	33.7%	\$89,554
PERRY	\$154,180	66.5%	\$12,265	5.3%	\$6,227	2.7%	\$59,066	25.5%	\$231,738
PIKE	\$27,058	60.9%	\$2,588	5.8%	\$3,934	8.8%	\$10,876	24.5%	\$44,456
GAINESVILLE	\$33,136	46.1%	\$19,970	27.8%	\$4,774	6.6%	\$14,061	19.5%	\$71,941
WARSAW	\$148,362	61.7%	\$34,476	14.3%	\$6,442	2.7%	\$51,125	21.3%	\$240,405
WYOMING	\$24,390	43.5%	\$2,076	3.7%	\$3,810	6.8%	\$25,822	46.0%	\$56,098
WYOMING	\$716,031	60.3%	\$117,668	9.9%	\$48,080	4.0%	\$306,158	25.8%	\$1,187,937
SYSTEM TOTALS	\$7,666,598	67.6%	\$1,161,407	10.2%	\$293,684	2.6%	\$2,222,781	19.6%	\$11,344,470

REPORT ON TOTAL EXPENSES 2022 - SYSTEMWIDE

(sorted by Total Operating)

LIBRARY	TYPE/ CHARTER SERVE	LIBRARY			OTHER	TOTAL	CAPITAL, DEBT	
		PERSONNEL	MATERIALS	OWWL	OPERATING	OPERATING	& TRANSFERS	TOTAL
WOOD	Assoc-Canandaigua Sch Dist	\$783,272	\$93,851	\$18,981	\$190,094	\$1,086,198	\$130,000	\$1,216,198
GENEVA	Pub-Geneva Sch Dist	\$647,818	\$85,954	\$11,810	\$133,857	\$879,439	\$5,000	\$884,439
VICTOR	Assoc-Victor Sch Dist	\$504,030	\$82,922	\$17,015	\$119,114	\$723,081	\$346,718	\$1,069,799
NEWARK	Pub-Newark Sch Dist	\$522,341	\$41,447	\$9,548	\$96,951	\$670,287	\$37,000	\$707,287
ONTARIO	Pub-Town of Ontario	\$440,433	\$48,765	\$9,422	\$39,539	\$538,159	\$0	\$538,159
WADSWORTH	Pub-Geneseo Sch Dist	\$253,909	\$55,684	\$9,101	\$114,138	\$432,832	\$82,505	\$515,337
WILLIAMSON	Pub-Town of Williamson	\$310,407	\$31,296	\$9,346	\$63,646	\$414,695	\$0	\$414,695
MACEDON	Pub-Town of Macedon	\$287,914	\$58,520	\$9,080	\$53,059	\$408,573	\$0	\$408,573
DANSVILLE	Pub-Dansville Sch Dist	\$242,630	\$42,010	\$7,965	\$110,086	\$402,691	\$155,862	\$558,553
LYONS	Pub-Lyons Sch Dist	\$242,369	\$43,351	\$6,711	\$92,297	\$384,728	\$39,764	\$424,492
PALMYRA	Pub-Special District	\$219,981	\$38,786	\$7,463	\$97,972	\$364,202	\$37,453	\$401,655
LIVONIA	Pub-Town of Livonia	\$232,101	\$26,554	\$8,738	\$72,168	\$339,561	\$109,681	\$449,242
SODUS	Pub-Sodus Sch Dist	\$196,600	\$32,331	\$7,200	\$59,118	\$295,249	\$0	\$295,249
CLIFTON SPRINGS	Assoc-Vill of Clifton Springs	\$206,110	\$20,120	\$6,633	\$51,448	\$284,311	\$5,527	\$289,838
CLYDE-SAV	Pub-Clyde-Savannah Sch Dist	\$170,795	\$31,600	\$7,552	\$65,582	\$275,529	\$23,914	\$299,443
WALWORTH	Pub-Town of Walworth	\$198,514	\$24,150	\$7,978	\$36,821	\$267,463	\$50,000	\$317,463
AVON	Assoc-Town of Avon	\$172,175	\$30,774	\$7,880	\$54,494	\$265,323	\$0	\$265,323
WARSAW	Pub-Town of Warsaw	\$148,362	\$34,476	\$6,442	\$51,125	\$240,405	\$0	\$240,405
PERRY	Pub-Perry Sch Dist	\$154,180	\$12,265	\$6,227	\$59,066	\$231,738	\$0	\$231,738
PHELPS	Assoc-Town of Phelps	\$147,634	\$17,014	\$5,797	\$42,729	\$213,174	\$0	\$213,174
ARCADE	Assoc-Town of Arcade	\$125,842	\$18,134	\$6,932	\$53,394	\$204,302	\$50,000	\$254,302
STEVENS	Pub-Attica Sch Dist	\$141,097	\$12,003	\$7,168	\$40,210	\$200,478	\$0	\$200,478
RED JACKET	Pub-Machester/Shortsville Sch Dist	\$134,846	\$10,618	\$4,600	\$40,180	\$190,244	\$0	\$190,244
NAPLES	Pub-Naples Sch Dist	\$107,421	\$22,913	\$6,435	\$47,651	\$184,420	\$41,665	\$226,085
LIMA	Pub-Town of Lima	\$107,110	\$33,118	\$5,932	\$27,058	\$173,218	\$7,983	\$181,201
MARION	Pub-Town of Marion	\$112,780	\$21,933	\$5,356	\$20,674	\$160,743	\$0	\$160,743
HONEOYE	Assoc-Town of Richmond	\$69,630	\$25,954	\$6,178	\$55,348	\$157,110	\$0	\$157,110
MOUNT MORRIS	Assoc-Village of Mt. Morris	\$85,407	\$27,616	\$4,871	\$30,308	\$148,202	\$0	\$148,202
BELL	Pub-Dalton/Nunda SD	\$96,709	\$15,190	\$5,286	\$24,663	\$141,848	\$0	\$141,848
BLOOMFIELD	Pub-Bloomfield Sch Dist	\$90,256	\$16,919	\$5,990	\$25,502	\$138,667	\$5,000	\$143,667
WOLCOTT	Assoc-Village of Wolcott	\$70,064	\$13,045	\$5,518	\$41,948	\$130,575	\$7,960	\$138,535
GORHAM	Assoc-Marcus Whitman Central SD	\$80,579	\$11,966	\$5,984	\$20,705	\$119,234	\$0	\$119,234
CALEDONIA	Assoc-Town of Caledonia	\$67,589	\$18,448	\$4,967	\$25,028	\$116,032	\$0	\$116,032
C. A. GREENE	Assoc-Town of Castile	\$43,520	\$11,032	\$4,860	\$30,142	\$89,554	\$0	\$89,554
BRISTOL	Assoc-Town of Bristol	\$51,696	\$9,285	\$4,280	\$20,009	\$85,270	\$0	\$85,270
ROSE	Assoc-Town of Rose	\$46,349	\$6,975	\$4,118	\$15,742	\$73,184	\$0	\$73,184
GAINESVILLE	Pub-Town of Gainesville	\$33,136	\$19,970	\$4,774	\$14,061	\$71,941	\$0	\$71,941
RED CREEK	Assoc-Village of Red Creek	\$39,230	\$3,378	\$4,086	\$18,309	\$65,003	\$0	\$65,003
WYOMING	Assoc-Wyoming Central SD	\$24,390	\$2,076	\$3,810	\$25,822	\$56,098	\$4,804	\$60,902
EAGLE	Assoc-Town of Eagle	\$18,446	\$5,124	\$3,933	\$21,462	\$48,965	\$0	\$48,965
PIKE	Assoc-Town of Pike	\$27,058	\$2,588	\$3,934	\$10,876	\$44,456	\$0	\$44,456
ALLENS HILL	Assoc-Other (Specified census blocks)	\$11,868	\$1,252	\$3,783	\$10,385	\$27,288	\$0	\$27,288
		\$7,666,598	\$1,161,407	\$293,684	\$2,222,781	\$11,344,470	\$1,140,836	\$12,485,306

2022 TOTAL HOLDINGS, by COUNTY
LIVINGSTON AND ONTARIO LIBRARIES

2022	Cataloged Book Holdings							Other Print Holdings			Non-Electronic Materials				Electronic Materials					Grand Total Holdings
	Adult Fiction	Adult Non-Fiction	Total Adult	Children Fiction	Children Non-Fiction	Total Children	Total Cataloged Books	Uncataloged Books	Serials	All Other Print	Audio Physical	Video Physical	All Other	Total All Other Materials	E-books	Audio Downloadable	Video Downloadable	Other Electronic Materials	Total All Electronic Materials	
LIVINGSTON																				
Avon	6,980	4,490	11,470	6,064	2,309	8,373	19,843	414	69	91	678	3,355	10	4,043	25,777	14,847	0	4,441	45,065	69,525
Caledonia	4,951	4,379	9,330	3,532	1,949	5,481	14,811	93	42	114	514	454	3	971	25,777	14,847	0	4,444	45,068	61,099
Dansville	10,644	8,561	19,205	6,709	3,035	9,744	28,949	251	168	158	1,344	1,364	77	2,785	25,777	14,847	0	4,443	45,067	77,378
Wadsworth	8,272	5,513	13,785	7,126	4,166	11,292	25,077	0	96	7	1,756	3,718	37	5,511	26,630	16,509	42	4,937	48,118	78,809
Lima	5,264	4,573	9,837	4,338	2,886	7,224	17,061	2	109	1	634	2,152	9	2,795	25,777	14,847	0	4,443	45,067	65,035
Livonia	7,510	4,703	12,213	6,555	2,000	8,555	20,768	50	36	21	1,872	2,306	67	4,245	25,777	14,847	0	4,464	45,088	70,208
Mt Morris	4,975	3,630	8,605	3,589	1,348	4,937	13,542	0	84	1	386	957	7	1,350	25,777	14,847	0	4,442	45,066	60,043
Bell	5,887	4,218	10,105	4,051	1,951	6,002	16,107	0	162	2	419	977	0	1,396	25,777	14,847	0	4,451	45,075	62,742
TOTAL	54,483	40,067	94,550	41,964	19,644	61,608	156,158	810	766	395	7,603	15,283	210	23,096	207,069	120,438	42	36,065	363,614	544,839
ONTARIO																				
Allens Hill	2,316	1,281	3,597	2,830	857	3,687	7,284	0	18	0	340	1,358	6	1,704	25,777	14,847	0	4,497	45,121	54,127
Bloomfield	5,191	4,513	9,704	4,840	1,145	5,985	15,689	13	79	0	856	2,231	6	3,093	25,777	14,847	0	4,441	45,065	63,939
Bristol	2,351	872	3,223	2,206	1,039	3,245	6,468	0	2	17	692	1,907	0	2,599	25,777	14,847	0	4,441	45,065	54,151
Clifton Spr	6,168	1,784	7,952	4,531	1,699	6,230	14,182	120	32	6	953	2,221	34	3,208	25,777	14,847	0	4,644	45,268	62,816
Geneva	18,087	6,588	24,675	6,890	3,508	10,398	35,073	0	110	7	4,163	9,409	77	13,649	25,778	14,847	0	5,028	45,653	94,492
Gorham	7,821	3,330	11,151	7,086	2,588	9,674	20,825	22	168	1	297	2,762	14	3,073	25,778	14,847	0	4,652	45,277	69,366
Honeoye	5,117	2,344	7,461	3,427	2,094	5,521	12,982	25	84	0	452	1,990	57	2,499	25,777	14,847	0	4,441	45,065	60,655
Naples	4,620	4,746	9,366	4,954	2,195	7,149	16,515	0	71	424	1,030	3,442	162	4,634	25,777	14,847	0	4,518	45,142	66,786
Phelps	6,617	4,742	11,359	7,083	2,763	9,846	21,205	114	125	0	637	3,602	98	4,337	25,777	14,847	0	4,445	45,069	70,850
Red Jacket	4,011	1,703	5,714	2,624	871	3,495	9,209	0	0	0	268	1,533	6	1,807	25,778	14,847	0	4,441	45,066	56,082
Victor	14,093	5,956	20,049	14,268	3,508	17,776	37,825	0	251	17	1,690	4,356	9	6,055	25,777	14,847	0	4,531	45,155	89,303
Wood	17,364	9,588	26,952	17,168	7,770	24,938	51,890	0	249	17	1,499	5,514	153	7,166	27,049	17,244	770	4,998	50,061	109,383
TOTAL	93,756	47,447	141,203	77,907	30,037	107,944	249,147	294	1,189	489	12,877	40,325	622	53,824	310,599	180,561	770	55,077	547,007	851,950
SYSTEM TOTALS	325,658	184,322	509,980	237,666	102,886	340,552	850,532	2,174	4,469	1,780	42,043	112,597	2,243	156,883	1,086,045	629,738	1,153	192,376	1,909,312	2,925,150

2022 TOTAL HOLDINGS, by COUNTY
WAYNE AND WYOMING LIBRARIES

2022	Cataloged Book Holdings							Other Print Holdings			Non-Electronic Materials				Electronic Materials					Grand Total Holdings
	Adult Fiction	Adult Non-Fiction	Total Adult	Children Fiction	Children Non-Fiction	Total Children	Total Cataloged Books	Uncat-aloged Books	Serials	All Other Print	Audio Physical	Video Physical	All Other	Total All Other Materials	E-books	Audio Downloable	Video Downloable	Other Electronic Materials	Total All Electronic Materials	
WAYNE																				
Clyde-Sav	19,212	9,935	29,147	8,962	4,878	13,840	42,987	145	188	14	3,557	7,581	120	11,258	25,779	14,847	0	4,619	45,245	99,837
Lyons	10,937	5,538	16,475	4,487	2,467	6,954	23,429	0	49	0	459	1,327	128	1,914	25,793	14,847	0	4,711	45,351	70,743
Macedon	9,679	9,616	19,295	9,537	2,604	12,141	31,436	0	212	4	522	2,982	164	3,668	25,799	14,847	0	4,562	45,208	80,528
Marion	4,171	2,147	6,318	4,315	1,365	5,680	11,998	0	48	0	869	2,611	7	3,487	25,777	14,847	0	4,442	45,066	60,599
Newark	12,348	5,106	17,454	7,435	2,420	9,855	27,309	0	81	5	2,396	3,379	64	5,839	25,970	15,565	87	4,567	46,189	79,423
Ontario	10,706	3,872	14,578	7,840	3,146	10,986	25,564	0	31	5	1,060	3,206	43	4,309	25,786	14,847	9	4,528	45,170	75,079
Palmyra	4,841	4,539	9,380	4,917	2,171	7,088	16,468	0	257	12	770	1,944	101	2,815	25,781	14,847	0	4,679	45,307	64,859
Red Creek	4,773	1,161	5,934	3,392	854	4,246	10,180	0	0	150	84	1,562	3	1,649	25,777	14,847	0	4,443	45,067	57,046
Rose	4,633	2,134	6,767	2,681	1,492	4,173	10,940	0	128	17	54	1,475	57	1,586	25,777	14,847	0	4,494	45,118	57,789
Sodus	13,812	9,614	23,426	6,351	4,870	11,221	34,647	0	383	1	1,966	3,585	45	5,596	26,060	15,140	164	4,475	45,839	86,466
Walworth	8,454	3,747	12,201	6,912	2,314	9,226	21,427	0	63	7	1,706	6,009	267	7,982	25,782	14,847	0	4,711	45,340	74,819
Williamson	9,242	8,316	17,558	9,940	5,877	15,817	33,375	367	215	21	3,278	3,591	101	6,970	26,524	15,941	81	4,613	47,159	88,107
Wolcott	3,847	2,667	6,514	2,057	665	2,722	9,236	0	119	12	140	2,806	115	3,061	25,777	14,847	0	4,786	45,410	57,838
TOTAL	116,655	68,392	185,047	78,826	35,123	113,949	298,996	512	1,774	248	16,861	42,058	1,215	60,134	336,382	195,116	341	59,630	591,469	953,133
WYOMING																				
Arcade	11,892	3,871	15,763	4,636	2,303	6,939	22,702	0	91	1	775	2,243	65	3,083	25,777	14,847	0	4,548	45,172	71,049
Stevens	11,564	6,243	17,807	6,912	3,648	10,560	28,367	57	236	242	1,708	3,571	58	5,337	25,777	14,847	0	4,498	45,122	79,361
Eagle	4,865	2,833	7,698	4,692	2,105	6,797	14,495	0	12	0	165	1,190	2	1,357	25,777	14,847	0	4,441	45,065	60,929
CAGreene	5,956	2,110	8,066	3,089	1,091	4,180	12,246	0	184	0	754	1,216	30	2,000	25,777	14,847	0	4,441	45,065	59,495
Perry	7,250	3,413	10,663	6,334	2,193	8,527	19,190	0	21	360	353	1,250	8	1,611	25,777	14,847	0	5,912	46,536	67,718
Pike	4,136	1,372	5,508	2,703	1,388	4,091	9,599	55	0	0	69	1,032	4	1,105	25,777	14,847	0	4,441	45,065	55,824
Gainesville	7,257	3,337	10,594	3,674	2,383	6,057	16,651	186	79	33	122	1,681	12	1,815	25,779	14,847	0	4,441	45,067	63,831
Warsaw	5,020	3,553	8,573	4,348	2,136	6,484	15,057	0	62	12	655	1,694	16	2,365	25,777	14,847	0	4,441	45,065	62,561
Wyoming	2,824	1,684	4,508	2,581	835	3,416	7,924	260	55	0	101	1,054	1	1,156	25,777	14,847	0	4,441	45,065	54,460
TOTAL	60,764	28,416	89,180	38,969	18,082	57,051	146,231	558	740	648	4,702	14,931	196	19,829	231,995	133,623	0	41,604	407,222	575,228
SYSTEM TOTALS	325,658	184,322	509,980	237,666	102,886	340,552	850,532	2,174	4,469	1,780	42,043	112,597	2,243	156,883	1,086,045	629,738	1,153	192,376	1,909,312	2,925,150

2021/2022 CHILDREN'S HOLDINGS AND CIRCULATION COMPARISONS by County

	Children's Book HOLDINGS							Children's Book CIRCULATION							TOTAL CHILDREN'S CIRC (ALL formats)		
	2021			2022			% change	2021			2022			% change	2021	2022	% change
	Fiction	Non-Fiction	Total	Fiction	Non-Fiction	Total		Fiction	Non-Fiction	TOTAL	Fiction	Non-Fiction	TOTAL				
LIVINGSTON																	
Avon	5,996	2,423	8,419	6,064	2,309	8,373	-1%	10,559	2,095	12,654	11,783	2,222	14,005	11%	14,248	15,644	10%
Caledonia	3,499	1,922	5,421	3,532	1,949	5,481	1%	3,084	655	3,739	3,622	799	4,421	18%	3,814	4,582	20%
Dansville	6,282	2,844	9,126	6,709	3,035	9,744	7%	10,357	2,265	12,622	13,553	2,672	16,225	29%	13,023	16,646	28%
Wadsworth	6,658	4,172	10,830	7,126	4,166	11,292	4%	17,898	4,182	22,080	18,979	4,555	23,534	7%	24,885	25,879	4%
Lima	4,164	2,802	6,966	4,338	2,886	7,224	4%	3,731	1,232	4,963	3,750	1,247	4,997	1%	5,363	5,613	5%
Livonia	6,659	2,288	8,947	6,555	2,000	8,555	-4%	18,165	4,410	22,575	21,886	4,184	26,070	15%	24,376	28,048	15%
Mount Morris	3,443	1,501	4,944	3,589	1,348	4,937	0%	3,537	1,047	4,584	4,379	1,541	5,920	29%	4,960	6,792	37%
Bell	3,912	1,893	5,805	4,051	1,951	6,002	3%	3,166	819	3,985	4,041	1,041	5,082	28%	4,165	5,349	28%
TOTAL	40,613	19,845	60,458	41,964	19,644	61,608	1.9%	70,497	16,705	87,202	81,993	18,261	100,254	15%	94,834	108,553	14%
ONTARIO																	
Allens Hill	3,185	896	4,081	2,830	857	3,687	-10%	1,027	385	1,412	466	107	573	-59%	1,511	647	-57%
Bloomfield	4,914	1,273	6,187	4,840	1,145	5,985	-3%	6,075	819	6,894	5,589	750	6,339	-8%	7,238	6,701	-7%
Bristol	2,138	1,032	3,170	2,206	1,039	3,245	2%	986	246	1,232	1,149	464	1,613	31%	1,416	1,807	28%
Clifton Springs	4,670	1,723	6,393	4,531	1,699	6,230	-3%	9,878	1,818	11,696	9,767	1,784	11,551	-1%	13,013	12,937	-1%
Geneva	6,870	3,476	10,346	6,890	3,508	10,398	1%	17,160	3,357	20,517	20,507	4,015	24,522	20%	23,195	27,754	19.7%
Gorham	7,143	2,625	9,768	7,086	2,588	9,674	-1%	10,236	2,148	12,384	8,686	2,349	11,035	-11%	14,628	12,976	-11%
Honeoye	3,482	2,072	5,554	3,427	2,094	5,521	-1%	7,028	1,714	8,742	6,597	1,470	8,067	-8%	9,359	8,832	-5.6%
Naples	5,019	2,121	7,140	4,954	2,195	7,149	0%	7,062	1,569	8,631	8,058	1,972	10,030	16%	9,551	11,006	15%
Phelps	6,703	2,648	9,351	7,083	2,763	9,846	5%	5,411	870	6,281	8,079	1,411	9,490	51%	6,869	9,934	45%
Red Jacket	2,349	794	3,143	2,624	871	3,495	11%	853	246	1,099	866	133	999	-9%	1,399	1,228	-12.2%
Victor	13,618	3,569	17,187	14,268	3,508	17,776	3%	71,089	14,232	85,321	77,953	14,734	92,687	9%	89,573	96,914	8%
Wood	16,942	7,738	24,680	17,168	7,770	24,938	1%	45,458	11,203	56,661	55,140	13,939	69,079	22%	61,701	73,769	20%
TOTAL	77,033	29,967	107,000	77,907	30,037	107,944	1%	182,263	38,607	220,870	202,857	43,128	245,985	11%	239,453	264,505	10.5%

System Totals	235,488	103,943	339,431	237,666	102,886	340,552	0.3%	399,136	88,702	487,838	458,733	100,336	559,069	15%	536,984	609,238	13%
----------------------	----------------	----------------	----------------	----------------	----------------	----------------	-------------	----------------	---------------	----------------	----------------	----------------	----------------	------------	----------------	----------------	------------

2021/2022 CHILDREN'S HOLDINGS AND CIRCULATION COMPARISONS by County

	Children's Book HOLDINGS							Children's Book CIRCULATION							TOTAL CHILDREN'S CIRC (ALL formats)		
	2021			2022			% change	2021			2022			% change	2021	2022	% change
	Fiction	Non-Fiction	Total	Fiction	Non-Fiction	Total		Fiction	Non-Fiction	TOTAL	Fiction	Non-Fiction	TOTAL				
WAYNE																	
Clyde	9,003	4,847	13,850	8,962	4,878	13,840	-0.07%	3,192	859	4,051	2,872	869	3,741	-8%	4,814	4,548	-6%
Lyons	4,619	2,416	7,035	4,487	2,467	6,954	-1%	4,365	881	5,246	5,449	1,366	6,815	30%	6,468	7,718	19%
Macedon	9,233	2,467	11,700	9,537	2,604	12,141	4%	13,320	2,551	15,871	17,622	3,202	20,824	31%	17,098	22,320	31%
Marion	4,312	1,309	5,621	4,315	1,365	5,680	1%	6,913	1,473	8,386	7,368	1,736	9,104	9%	9,522	10,263	8%
Newark	7,348	2,532	9,880	7,435	2,420	9,855	0%	12,891	3,153	16,044	14,176	3,375	17,551	9%	18,102	19,928	10%
Ontario	7,460	2,971	10,431	7,840	3,146	10,986	5%	14,747	3,655	18,402	20,859	4,445	25,304	38%	20,619	27,753	35%
Palmyra	4,701	2,145	6,846	4,917	2,171	7,088	4%	15,621	3,259	18,880	15,432	3,993	19,425	3%	20,110	20,482	2%
Red Creek	3,245	848	4,093	3,392	854	4,246	4%	2,830	223	3,053	3,405	235	3,640	19%	3,472	4,110	18%
Rose	2,546	1,474	4,020	2,681	1,492	4,173	4%	1,126	325	1,451	1,102	419	1,521	5%	2,082	1,890	-9%
Sodus	6,780	4,988	11,768	6,351	4,870	11,221	-5%	7,307	1,905	9,212	10,423	2,771	13,194	43%	10,090	14,171	40%
Walworth	6,801	2,314	9,115	6,912	2,314	9,226	1%	9,580	2,075	11,655	9,917	1,225	11,142	-4%	13,721	12,284	-10%
Williamson	10,315	6,596	16,911	9,940	5,877	15,817	-6%	14,101	3,186	17,287	16,103	3,741	19,844	15%	19,704	22,865	16%
Wolcott	2,873	1,011	3,884	2,057	665	2,722	-30%	4,124	469	4,593	3,797	916	4,713	2.6%	5,655	5,435	-4%
TOTAL	79,236	35,918	115,154	78,826	35,123	113,949	-1.0%	110,117	24,014	134,131	128,525	28,293	156,818	17%	151,457	173,767	15%
WYOMING																	
Arcade	4,858	2,513	7,371	4,636	2,303	6,939	-6%	7,369	2,337	9,706	10,252	2,747	12,999	34%	10,793	14,597	35%
Stevens	6,773	3,623	10,396	6,912	3,648	10,560	2%	5,991	1,154	7,145	8,205	1,648	9,853	38%	8,233	11,114	35%
Eagle	4,611	2,095	6,706	4,692	2,105	6,797	1%	744	128	872	875	144	1,019	17%	1,205	1,339	11%
C.A. Greene	3,088	1,071	4,159	3,089	1,091	4,180	1%	5,756	1,092	6,848	6,224	1,458	7,682	12%	8,386	9,506	13%
Perry	6,272	2,144	8,416	6,334	2,193	8,527	1%	5,804	1,175	6,979	8,333	1,247	9,580	37%	7,369	9,979	35%
Pike	2,688	1,429	4,117	2,703	1,388	4,091	-1%	987	308	1,295	1,332	591	1,923	48%	1,484	2,027	37%
Gainesville	3,262	2,385	5,647	3,674	2,383	6,057	7%	978	610	1,588	923	333	1,256	-21%	1,773	1,384	-22%
Warsaw	4,491	2,118	6,609	4,348	2,136	6,484	-2%	7,497	2,243	9,740	8,303	2,253	10,556	8%	10,290	11,160	8%
Wyoming	2,563	835	3,398	2,581	835	3,416	0.5%	1,133	329	1,462	911	233	1,144	-22%	1,707	1,307	-23%
TOTAL	38,606	18,213	56,819	38,969	18,082	57,051	0.4%	36,259	9,376	45,635	45,358	10,654	56,012	23%	51,240	62,413	22%
System Totals	235,488	103,943	339,431	237,666	102,886	340,552	0.33%	399,136	88,702	487,838	458,733	100,336	559,069	15%	536,984	609,238	13%

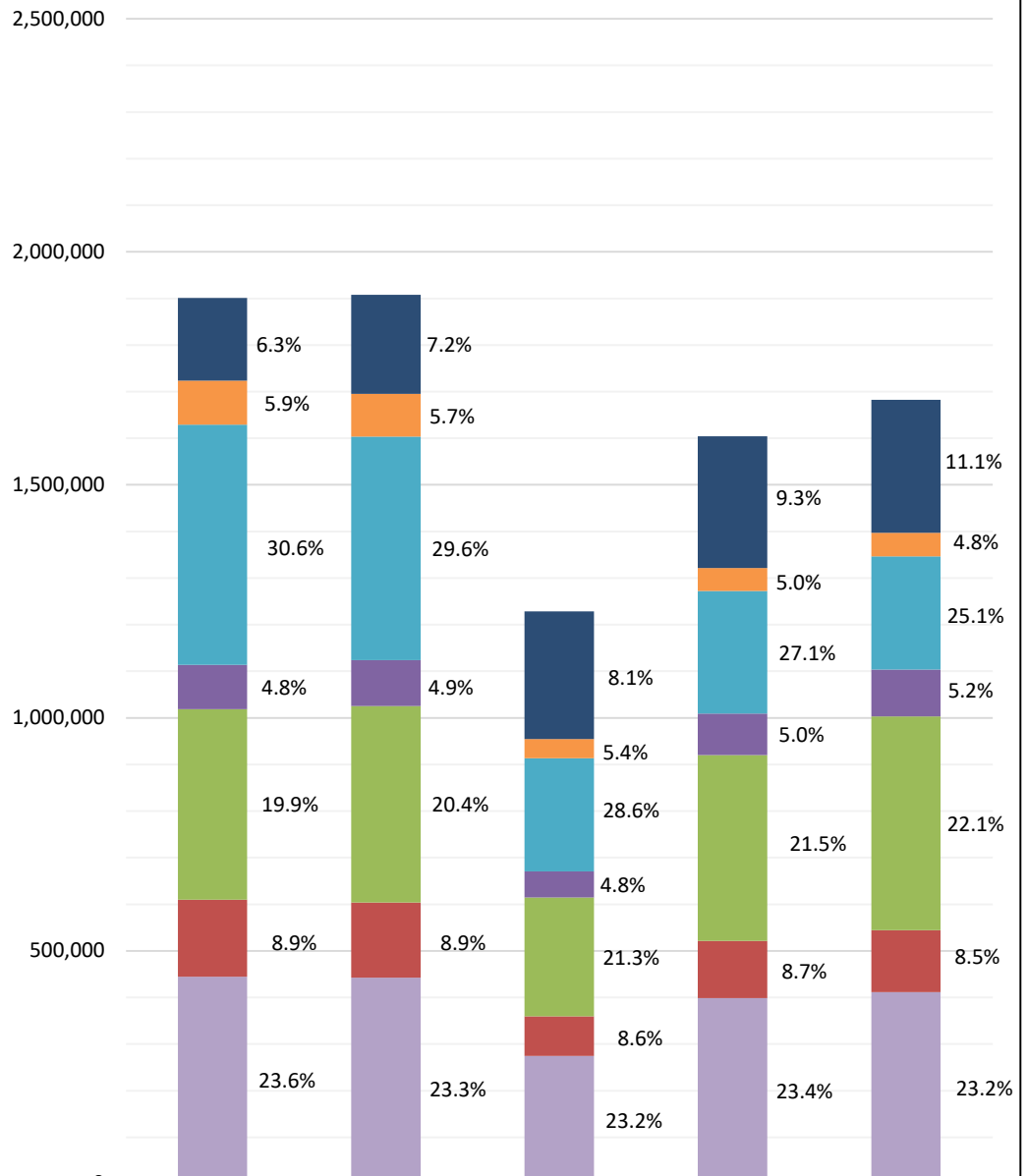
CIRCULATION STATISTICS DETAIL 2022
LIVINGSTON AND ONTARIO LIBRARIES

	Adult Book Circulation			Children's Book Circulation			Total Book Circulation	Other Materials				Grand Total Circulation	Successful Retrieval of Electronic Info	Total Collection Use	Children's Grand Total	Children's % of Total
	Fiction	Non-Fict	Total	Fiction	Non-Fiction	Total		Adult	Children's	Electronic	Total					
LIVINGSTON																
AVON	12,142	5,261	17,403	11,783	2,222	14,005	31,408	9,366	1,639	10,343	21,348	52,756	2,534	55,290	15,644	29.7%
CALEDONIA	5,510	1,036	6,546	3,622	799	4,421	10,967	1,799	161	2,579	4,539	15,506	793	16,299	4,582	29.5%
DANSVILLE	15,487	4,794	20,281	13,553	2,672	16,225	36,506	7,339	421	7,985	15,745	52,251	3,592	55,843	16,646	31.9%
WADSWORTH	15,248	5,963	21,211	18,979	4,555	23,534	44,745	10,920	2,345	16,730	29,995	74,740	2,034	76,774	25,879	34.6%
LIMA	5,013	1,651	6,664	3,750	1,247	4,997	11,661	2,254	616	4,743	7,613	19,274	982	20,256	5,613	29.1%
LIVONIA	15,810	4,383	20,193	21,886	4,184	26,070	46,263	7,442	1,978	11,658	21,078	67,341	3,943	71,284	28,048	41.7%
MOUNT MORRIS	4,263	2,130	6,393	4,379	1,541	5,920	12,313	3,693	872	1,657	6,222	18,535	674	19,209	6,792	36.6%
BELL	5,509	1,699	7,208	4,041	1,041	5,082	12,290	2,975	267	3,137	6,379	18,669	836	19,505	5,349	28.7%
TOTAL	78,982	26,917	105,899	81,993	18,261	100,254	206,153	45,788	8,299	58,832	112,919	319,072	15,388	334,460	108,553	34.0%
ONTARIO																
ALLENS HILL	758	276	1,034	466	107	573	1,607	944	74	344	1,362	2,969	82	3,051	647	21.8%
BLOOMFIELD	7,264	2,479	9,743	5,589	750	6,339	16,082	5,313	362	7,310	12,985	29,067	1,590	30,657	6,701	23.1%
BRISTOL	1,856	898	2,754	1,149	464	1,613	4,367	2,211	194	1,491	3,896	8,263	342	8,605	1,807	21.9%
CLIFTON SPRINGS	12,014	2,523	14,537	9,767	1,784	11,551	26,088	5,423	1,386	4,333	11,142	37,230	1,184	38,414	12,937	34.7%
GENEVA	24,769	7,835	32,604	20,507	4,015	24,522	57,126	14,935	3,232	17,709	35,876	93,002	5,258	98,260	27,754	29.8%
GORHAM	5,155	2,061	7,216	8,686	2,349	11,035	18,251	2,249	1,941	1,746	5,936	24,187	1,144	25,331	12,976	53.6%
HONEOYE	9,187	2,388	11,575	6,597	1,470	8,067	19,642	6,164	765	6,074	13,003	32,645	2,149	34,794	8,832	27.1%
NAPLES	5,335	3,572	8,907	8,058	1,972	10,030	18,937	4,989	976	4,959	10,924	29,861	1,452	31,313	11,006	36.9%
PHELPS	3,387	1,049	4,436	8,079	1,411	9,490	13,926	1,728	444	2,924	5,096	19,022	985	20,007	9,934	52.2%
RED JACKET	1,987	597	2,584	866	133	999	3,583	1,359	229	2,495	4,083	7,666	755	8,421	1,228	16.0%
VICTOR	43,878	13,950	57,828	77,953	14,734	92,687	150,515	20,293	4,227	33,522	58,042	208,557	6,926	215,483	96,914	46.5%
WOOD	49,856	18,100	67,956	55,140	13,939	69,079	137,035	26,833	4,690	45,740	77,263	214,298	12,605	226,903	73,769	34.4%
TOTAL	165,446	55,728	221,174	202,857	43,128	245,985	467,159	92,441	18,520	128,647	239,608	706,767	34,472	741,239	264,505	37.4%
SYSTEM TOTALS	411,773	132,654	544,427	458,733	100,336	559,069	1,103,496	243,163	50,169	285,407	578,739	1,682,235	83,886	1,766,121	609,238	36.2%

CIRCULATION STATISTICS DETAIL 2022
WAYNE AND WYOMING LIBRARIES

WAYNE	Adult Book Circulation			Children's Book Circulation			Total	Other Materials				Grand Total	Successful Retrieval of Electronic Info	Total Collection Use	Children's Grand Total	Children's % of Total
	Fiction	Non-Fict	Total	Fiction	Non-Fict	Total	Book	Adult	Children's	Electronic	Total	Circulation				
CLYDE	5,288	1,557	6,845	2,872	869	3,741	10,586	5,672	807	1,269	7,748	18,334	1,066	19,400	4,548	24.8%
LYONS	8,074	2,515	10,589	5,449	1,366	6,815	17,404	5,623	903	2,193	8,719	26,123	1,128	27,251	7,718	29.5%
MACEDON	15,830	4,566	20,396	17,622	3,202	20,824	41,220	7,901	1,496	8,082	17,479	58,699	1,968	60,667	22,320	38.0%
MARION	3,665	1,183	4,848	7,368	1,736	9,104	13,952	3,533	1,159	3,334	8,026	21,978	1,214	23,192	10,263	46.7%
NEWARK	16,787	5,380	22,167	14,176	3,375	17,551	39,718	10,284	2,377	9,217	21,878	61,596	5,576	67,172	19,928	32.4%
ONTARIO	19,130	6,142	25,272	20,859	4,445	25,304	50,576	10,875	2,449	12,498	25,822	76,398	2,716	79,114	27,753	36.3%
PALMYRA	10,386	4,083	14,469	15,432	3,993	19,425	33,894	8,073	1,057	7,012	16,142	50,036	1,706	51,742	20,482	40.9%
RED CREEK	2,215	562	2,777	3,405	235	3,640	6,417	840	470	790	2,100	8,517	279	8,796	4,110	48.3%
ROSE	1,604	331	1,935	1,102	419	1,521	3,456	765	369	396	1,530	4,986	240	5,226	1,890	37.9%
SODUS	9,896	2,588	12,484	10,423	2,771	13,194	25,678	4,279	977	5,752	11,008	36,686	4,658	41,344	14,171	38.6%
WALWORTH	7,802	2,069	9,871	9,917	1,225	11,142	21,013	4,263	1,142	10,490	15,895	36,908	2,309	39,217	12,284	33.3%
WILLIAMSON	9,832	3,780	13,612	16,103	3,741	19,844	33,456	10,789	3,021	9,223	23,033	56,489	2,421	58,910	22,865	40.5%
WOLCOTT	6,106	1,530	7,636	3,797	916	4,713	12,349	5,016	722	3,238	8,976	21,325	775	22,100	5,435	25.5%
TOTAL	116,615	36,286	152,901	128,525	28,293	156,818	309,719	77,913	16,949	73,494	168,356	478,075	26,056	504,131	173,767	36.3%
WYOMING																
ARCADE	13,860	2,857	16,717	10,252	2,747	12,999	29,716	7,381	1,598	4,568	13,547	43,263	1,578	44,841	14,597	33.7%
STEVENS	7,559	2,411	9,970	8,205	1,648	9,853	19,823	5,077	1,261	4,251	10,589	30,412	1,345	31,757	11,114	36.5%
EAGLE	873	153	1,026	875	144	1,019	2,045	605	320	501	1,426	3,471	141	3,612	1,339	38.6%
CORDELIA GREENE	4,161	1,217	5,378	6,224	1,458	7,682	13,060	2,593	1,824	1,269	5,686	18,746	993	19,739	9,506	50.7%
PERRY	8,024	2,386	10,410	8,333	1,247	9,580	19,990	3,710	399	4,948	9,057	29,047	1,910	30,957	9,979	34.4%
PIKE	1,746	1,073	2,819	1,332	591	1,923	4,742	769	104	226	1,099	5,841	92	5,933	2,027	34.7%
GAINESVILLE	3,757	629	4,386	923	333	1,256	5,642	1,760	128	317	2,205	7,847	243	8,090	1,384	17.6%
WARSAW	9,428	2,501	11,929	8,303	2,253	10,556	22,485	4,328	604	7,544	12,476	34,961	1,453	36,414	11,160	31.9%
WYOMING	1,322	496	1,818	911	233	1,144	2,962	798	163	810	1,771	4,733	215	4,948	1,307	27.6%
TOTAL	50,730	13,723	64,453	45,358	10,654	56,012	120,465	27,021	6,401	24,434	57,856	178,321	7,970	186,291	62,413	35.0%
SYSTEM TOTALS	411,773	132,654	544,427	458,733	100,336	559,069	1,103,496	243,163	50,169	285,407	578,739	1,682,235	83,886	1,766,121	609,238	36.2%

OWWL Member Libraries Total Circulation Breakout (5-yr Historical)



	2018	2019	2020	2021	2022
■ E-Materials	177,646	212,133	274,224	282,878	285,407
■ Other Materials (Children) includes physical DVD, CD Audiotape	94,374	92,079	41,083	49,146	50,169
■ Other Materials (Adult) includes physical DVD, CD Audiotape	515,551	479,104	242,827	263,094	243,163
■ Books (Children's Non Fiction)	95,061	98,487	55,564	88,702	100,336
■ Books (Children's Fiction)	409,134	421,604	254,943	399,136	458,733
■ Books (Adult Non Fiction)	164,797	161,196	85,450	122,813	132,654
■ Books (Adult Fiction)	444,801	442,885	274,433	398,529	411,773

Total Circulation (all formats)	1,901,364	1,907,488	1,228,524	1,604,298	1,682,235
--	------------------	------------------	------------------	------------------	------------------

2021/2022 CIRCULATION STATISTICS, by COUNTY

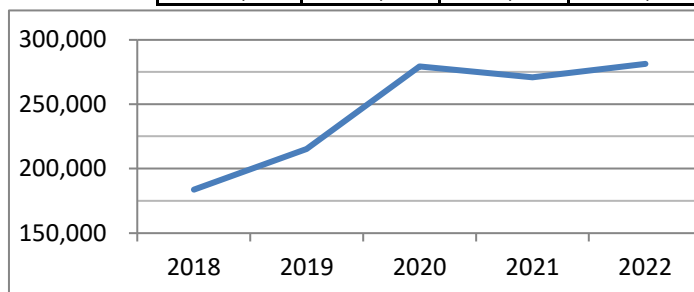
NOTE: Circulation no longer includes ILL's loaned

LIVINGSTON	2021	2022	DIFFERENCE	% + OR -
AVON	51,638	52,756	1,118	2.17%
CALEDONIA	15,354	15,506	152	0.99%
DANSVILLE	48,308	52,251	3,943	8.16%
WADSWORTH	71,882	74,740	2,858	3.98%
LIMA	20,004	19,274	(730)	-3.65%
LIVONIA	65,777	67,341	1,564	2.38%
MOUNT MORRIS	14,013	18,535	4,522	32.27%
BELL	17,262	18,669	1,407	8.15%
TOTAL LIVINGSTON LIBS	304,238	319,072	14,834	4.88%
ONTARIO	2021	2022	DIFFERENCE	% + OR -
ALLENS HILL	3,682	2,969	(713)	-19.36%
BLOOMFIELD	30,996	29,067	(1,929)	-6.22%
BRISTOL	7,813	8,263	450	5.76%
CLIFTON SPRINGS	37,311	37,230	(81)	-0.22%
GENEVA	86,840	93,002	6,162	7.10%
GORHAM	26,290	24,187	(2,103)	-8.00%
HONEOYE	33,242	32,645	(597)	-1.80%
NAPLES	27,030	29,861	2,831	10.47%
PHELPS	20,192	19,022	(1,170)	-5.79%
RED JACKET	7,911	7,666	(245)	-3.10%
VICTOR	199,209	208,557	9,348	4.69%
WOOD	201,298	214,298	13,000	6.46%
TOTAL ONTARIO LIBS	681,814	706,767	24,953	3.66%
WAYNE	2021	2022	DIFFERENCE	% + OR -
CLYDE	19,194	18,334	(860)	-4.48%
LYONS	24,026	26,123	2,097	8.73%
MACEDON	49,509	58,699	9,190	18.56%
MARION	22,553	21,978	(575)	-2.55%
NEWARK	58,214	61,596	3,382	5.81%
ONTARIO	63,544	76,398	12,854	20.23%
PALMYRA	49,266	50,036	770	1.56%
RED CREEK	7,414	8,517	1,103	14.88%
ROSE	6,192	4,986	(1,206)	-19.48%
SODUS	33,369	36,686	3,317	9.94%
WALWORTH	39,830	36,908	(2,922)	-7.34%
WILLIAMSON	55,575	56,489	914	1.64%
WOLCOTT	22,346	21,325	(1,021)	-4.57%
TOTAL WAYNE LIBS	451,032	478,075	27,043	6.00%
WYOMING	2021	2022	DIFFERENCE	% + OR -
ARCADE	37,773	43,263	5,490	14.53%
STEVENS	28,808	30,412	1,604	5.57%
EAGLE	3,441	3,471	30	0.87%
CORDELIA A GREENE	17,802	18,746	944	5.30%
PERRY	26,560	29,047	2,487	9.36%
PIKE	4,859	5,841	982	20.21%
GAINESVILLE	7,713	7,847	134	1.74%
WARSAW	34,180	34,961	781	2.28%
WYOMING	6,078	4,733	(1,345)	-22.13%
TOTAL WYOMING LIBS	167,214	178,321	11,107	6.64%
System TOTALS	1,604,298	1,682,235	77,937	4.86%

*OWWL2GO (Overdrive) CIRCULATION - Systemwide Five Year Historical (2018-2022)

	2018	2019	2020	2021	2022
Allens Hill Free Library	210	255	377	421	344
Arcade Free Library	3,545	4,229	5280	4412	4568
Avon Free Library	5,893	7,496	11049	9850	10343
Bell Memorial Library--Nunda	2,345	2,593	3107	3170	3137
Bloomfield Public Library	5,167	5,261	7313	7406	7310
Bristol Library	764	850	898	824	1491
Caledonia Library	1,609	2,185	2607	2642	2579
Clifton Springs Library	2,325	2,680	4481	4514	4333
Clyde-Savannah Public Library	1,869	2,196	2818	2236	2606
Cordelia A. Greene--Castile	596	538	1197	1261	1269
Dansville Public Library	4,173	5,127	7393	7210	7985
Eagle Free Library--Bliss	297	378	538	819	501
Gainesville Public Library--Silver Springs	228	294	316	550	317
Geneva Public Library	10,373	13,808	17386	16525	17709
Gorham Free Library	1,520	1,475	1855	1604	1746
Honeoye Public Library	4,164	4,494	5675	5694	6074
Lima Public Library	3,616	4,069	5433	5129	4743
Livonia Public Library	6,787	8,060	10358	11834	11658
Lyons Public Library	1,870	2,131	2732	2177	2193
Macedon Public Library	5,113	5,873	8140	8503	8082
Marion Public Library	2,134	2,771	3453	3524	3334
Mount Morris Public Library	1,683	1,928	2205	1952	1657
Naples Library	3,177	4,288	4626	4716	4959
Newark Public Library	8,550	9,206	10829	9991	9217
Ontario Public Library	7,760	9,190	11546	10276	12498
OWWL Library System Headquarters	6,027	6,088	7114	5185	5426
Palmyra Community Library	3,703	4,620	6597	6353	7012
Perry Public Library	2,797	4,411	5176	4945	4948
Phelps Community Memorial Library	2,027	2,349	3235	3123	2924
Pike Library	328	420	426	244	226
Red Creek Free Library	333	297	432	339	790
Red Jacket Community Library	2,534	2,186	2937	2904	2495
Rose Free Library	396	205	247	266	396
Sodus Free Library	3,275	3,151	4254	4455	5012
Stevens Memorial Library--Attica	2,690	3,076	4301	4520	4251
Victor Farmington Library	20,115	25,167	32764	32095	33522
Wadsworth Library--Geneseo	8,798	10,189	12383	12771	13076
Walworth-Seely Public Library	6,198	6,816	9992	9204	10490
Warsaw Public Library	4,938	5,297	6990	6881	7544
Williamson Library	5,579	6,351	7638	7424	7301
Wolcott Public Library	1,868	2,459	3261	3088	3238
Wood Library Association - Canandaigua	25,958	30,159	39108	39197	41301
Wyoming Free Library	341	543	682	606	810
	183,673	215,159	279,149	270,840	281,415

* does not include periodical usage or student checkouts



**OWWL2go (Overdrive) CIRCULATION and USAGE BREAKOUT
by Library**

2022

	2022 Total Circ and Usage	% of Total OWWL Usage	E-book Circ	% of YOUR Library	Audiobook Circ	% of YOUR Library	Magazine Usage	% of YOUR Library
*Student Checkouts	6,718	2.20%	5251	78.2%	1467	21.8%	-	0.0%
Allens Hill Free Library	346	0.11%	102	29.5%	242	69.9%	2	0.6%
Arcade Free Library	4,795	1.57%	2009	41.9%	2559	53.4%	227	4.7%
Avon Free Library	10,728	3.51%	5102	47.6%	5241	48.9%	385	3.6%
Bell Memorial Library--Nunda	3,252	1.06%	1965	60.4%	1172	36.0%	115	3.5%
Bloomfield Public Library	7,895	2.58%	4107	52.0%	3203	40.6%	585	7.4%
Bristol Library	1,534	0.50%	707	46.1%	784	51.1%	43	2.8%
Caledonia Library	2,614	0.85%	1542	59.0%	1037	39.7%	35	1.3%
Clifton Springs Library	4,536	1.48%	2414	53.2%	1919	42.3%	203	4.5%
Clyde-Savannah Public Library	2,763	0.90%	1305	47.2%	1301	47.1%	157	5.7%
Cordelia A. Greene--Castile	1,581	0.52%	700	44.3%	569	36.0%	312	19.7%
Dansville Public Library	9,976	3.26%	4207	42.2%	3778	37.9%	1,991	20.0%
Eagle Free Library--Bliss	502	0.16%	235	46.8%	266	53.0%	1	0.2%
Gainesville Public Library--Silver Springs	329	0.11%	119	36.2%	198	60.2%	12	3.6%
Geneva Public Library	19,291	6.31%	8286	43.0%	9423	48.8%	1,582	8.2%
Gorham Free Library	1,998	0.65%	916	45.8%	830	41.5%	252	12.6%
Honeoye Public Library	6,271	2.05%	2973	47.4%	3101	49.4%	197	3.1%
Lima Public Library	4,993	1.63%	2339	46.8%	2404	48.1%	250	5.0%
Livonia Public Library	12,651	4.13%	5579	44.1%	6079	48.1%	993	7.8%
Lyons Public Library	2,262	0.74%	932	41.2%	1261	55.7%	69	3.1%
Macedon Public Library	8,428	2.75%	4222	50.1%	3860	45.8%	346	4.1%
Marion Public Library	3,519	1.15%	2297	65.3%	1037	29.5%	185	5.3%
Mount Morris Public Library	1,775	0.58%	1054	59.4%	603	34.0%	118	6.6%
Naples Library	5,108	1.67%	2230	43.7%	2729	53.4%	149	2.9%
Newark Public Library	10,351	3.38%	5232	50.5%	3985	38.5%	1,134	11.0%
Ontario Public Library	13,416	4.38%	7083	52.8%	5415	40.4%	918	6.8%
OWWL Library System Headquarters	5,502	1.80%	2682	48.7%	2744	49.9%	76	1.4%
Palmyra Community Library	7,137	2.33%	3402	47.7%	3610	50.6%	125	1.8%
Perry Public Library	5,194	1.70%	2198	42.3%	2750	52.9%	246	4.7%
Phelps Community Memorial Library	3,156	1.03%	1383	43.8%	1541	48.8%	232	7.4%
Pike Library	226	0.07%	158	69.9%	68	30.1%	-	0.0%
Red Creek Free Library	797	0.26%	222	27.9%	568	71.3%	7	0.9%
Red Jacket Community Library	2,558	0.84%	1525	59.6%	970	37.9%	63	2.5%
Rose Free Library	418	0.14%	179	42.8%	217	51.9%	22	5.3%
Sodus Free Library	5,192	1.70%	2880	55.5%	2132	41.1%	180	3.5%
Stevens Memorial Library--Attica	4,608	1.51%	2059	44.7%	2192	47.6%	357	7.7%
Victor Farmington Library	35,110	11.48%	17249	49.1%	16273	46.3%	1,588	4.5%
Wadsworth Library--Geneseo	13,386	4.38%	6315	47.2%	6761	50.5%	310	2.3%
Walworth-Seely Public Library	11,112	3.63%	5950	53.5%	4540	40.9%	622	5.6%
Warsaw Public Library	8,083	2.64%	3842	47.5%	3702	45.8%	539	6.7%
Williamson Library	7,704	2.52%	3753	48.7%	3548	46.1%	403	5.2%
Wolcott Public Library	3,448	1.13%	1740	50.5%	1498	43.4%	210	6.1%
Wood Library - Canandaigua	43,866	14.34%	23153	52.8%	18148	41.4%	2,565	5.8%
Wyoming Free Library	833	0.27%	554	66.5%	256	30.7%	23	2.8%
	305,962	100.00%	152,152		135,981		17,829	

*from School Districts participating in the Public Library Connect (PLC) program

INTERLIBRARY LOAN STATISTICS
LIVINGSTON AND ONTARIO LIBRARIES

2021/2022	TOTAL BORROWED 2021	TOTAL BORROWED 2022	INCREASE/ DECREASE	% INCREASE/ DECREASE
Avon	5,046	5,525	479	9.5%
Caledonia	2,189	2,239	50	2.3%
Dansville	6,357	6,610	253	4.0%
Wadsworth	8,613	10,567	1,954	22.7%
Lima	2,564	2,622	58	2.3%
Livonia	8,017	8,691	674	8.4%
Mount Morris	2,411	3,501	1,090	45.2%
Bell	2,851	3,133	282	9.9%
Livingston Total	38,048	42,888	4,840	12.7%

TOTAL LOANED 2021	TOTAL LOANED 2022	INCREASE/ DECREASE	% INCREASE/ DECREASE
5,130	5,540	410	8.0%
1,978	2,283	305	15.4%
4,628	5,344	716	15.5%
4,833	5,558	725	15.0%
4,862	5,427	565	11.6%
4,459	4,913	454	10.2%
2,710	2,794	84	3.1%
1,799	2,176	377	21.0%
30,399	34,035	3,636	12.0%

2021/2022	TOTAL BORROWED 2021	TOTAL BORROWED 2022	INCREASE/ DECREASE	% INCREASE/ DECREASE
Allens Hill	966	883	(83)	-8.6%
Bloomfield	3,724	3,961	237	6.4%
Bristol	1,247	1,145	(102)	-8.2%
Clifton Springs	3,401	3,620	219	6.4%
Geneva	7,343	7,986	643	8.8%
Gorham	2,086	2,379	293	14.0%
Honeoye	4,511	4,454	(57)	-1.3%
Naples	3,710	4,264	554	14.9%
Phelps	3,593	1,766	(1,827)	-50.8%
Red Jacket	1,245	1,259	14	1.1%
Victor	16,246	18,688	2,442	15.0%
Wood	17,968	19,905	1,937	10.8%
Ontario Total	66,040	70,310	4,270	6.5%

TOTAL LOANED 2021	TOTAL LOANED 2022	INCREASE/ DECREASE	% INCREASE/ DECREASE
1,003	1,196	193	19.2%
3,300	3,598	298	9.0%
1,958	2,407	449	22.9%
4,060	4,619	559	13.8%
10,729	13,897	3,168	29.5%
5,596	6,180	584	10.4%
2,937	3,372	435	14.8%
3,783	2,741	(1,042)	-27.5%
3,730	4,541	811	21.7%
2,888	1,054	(1,834)	-63.5%
8,363	10,426	2,063	24.7%
7,467	7,864	397	5.3%
55,814	61,895	6,081	10.9%

System Totals	174,615	191,680	17,065	9.8%
----------------------	----------------	----------------	---------------	-------------

174,716	194,567	19,851	11.4%
----------------	----------------	---------------	--------------

INTERLIBRARY LOAN STATISTICS
WAYNE AND WYOMING LIBRARIES

2021/2022	TOTAL BORROWED 2021	TOTAL BORROWED 2022	INCREASE/ DECREASE	% INCREASE/ DECREASE
Clyde	1,594	1,695	101	6.3%
Lyons	2,825	3,659	834	29.5%
Macedon	5,892	6,268	376	6.4%
Marion	4,065	3,095	(970)	-23.9%
Newark	6,476	7,736	1,260	19.5%
Ontario	6,228	6,402	174	2.8%
Palmyra	6,802	7,228	426	6.3%
Red Creek	1,003	1,461	458	45.7%
Rose	369	379	10	2.7%
Sodus	2,747	4,028	1,281	46.6%
Walworth	4,035	4,147	112	2.8%
Williamson	3,847	4,098	251	6.5%
Wolcott	3,557	4,293	736	20.7%
Wayne Total	49,440	54,489	5,049	10.2%

TOTAL LOANED 2021	TOTAL LOANED 2022	INCREASE/ DECREASE	% INCREASE/ DECREASE
9,283	9,797	514	5.5%
6,379	7,157	778	12.2%
6,561	7,299	738	11.2%
2,547	2,851	304	11.9%
7,701	8,259	558	7.2%
6,081	7,218	1,137	18.7%
3,551	4,218	667	18.8%
1,115	1,621	506	45.4%
1,338	1,927	589	44.0%
5,493	5,952	459	8.4%
6,171	4,031	-2,140	-34.7%
6,746	7,976	1,230	18.2%
2,770	3,134	364	13.1%
65,736	71,440	5,704	8.7%

2021/2022	TOTAL BORROWED 2021	TOTAL BORROWED 2022	INCREASE/ DECREASE	% INCREASE/ DECREASE
Arcade	4,349	5,234	885	20.3%
Stevens	2,969	3,044	75	2.5%
Eagle	305	379	74	24.3%
C. A. Greene	2,111	2,917	806	38.2%
Perry	4,027	4,257	230	5.7%
Pike	1,070	1,857	787	73.6%
Gainesville	998	1,210	212	21.2%
Warsaw	4,226	4,393	167	4.0%
Wyoming	1,032	702	(330)	-32.0%
Wyoming Total	21,087	23,993	2,906	13.8%

TOTAL LOANED 2021	TOTAL LOANED 2022	INCREASE/ DECREASE	% INCREASE/ DECREASE
4,302	4,805	503	11.7%
4,716	5,691	975	20.7%
1,457	1,685	228	15.6%
2,057	2,592	535	26.0%
2,522	3,065	543	21.5%
995	1,221	226	22.7%
2,593	3,145	552	21.3%
3,726	4,451	725	19.5%
399	542	143	35.8%
22,767	27,197	4,430	19.5%

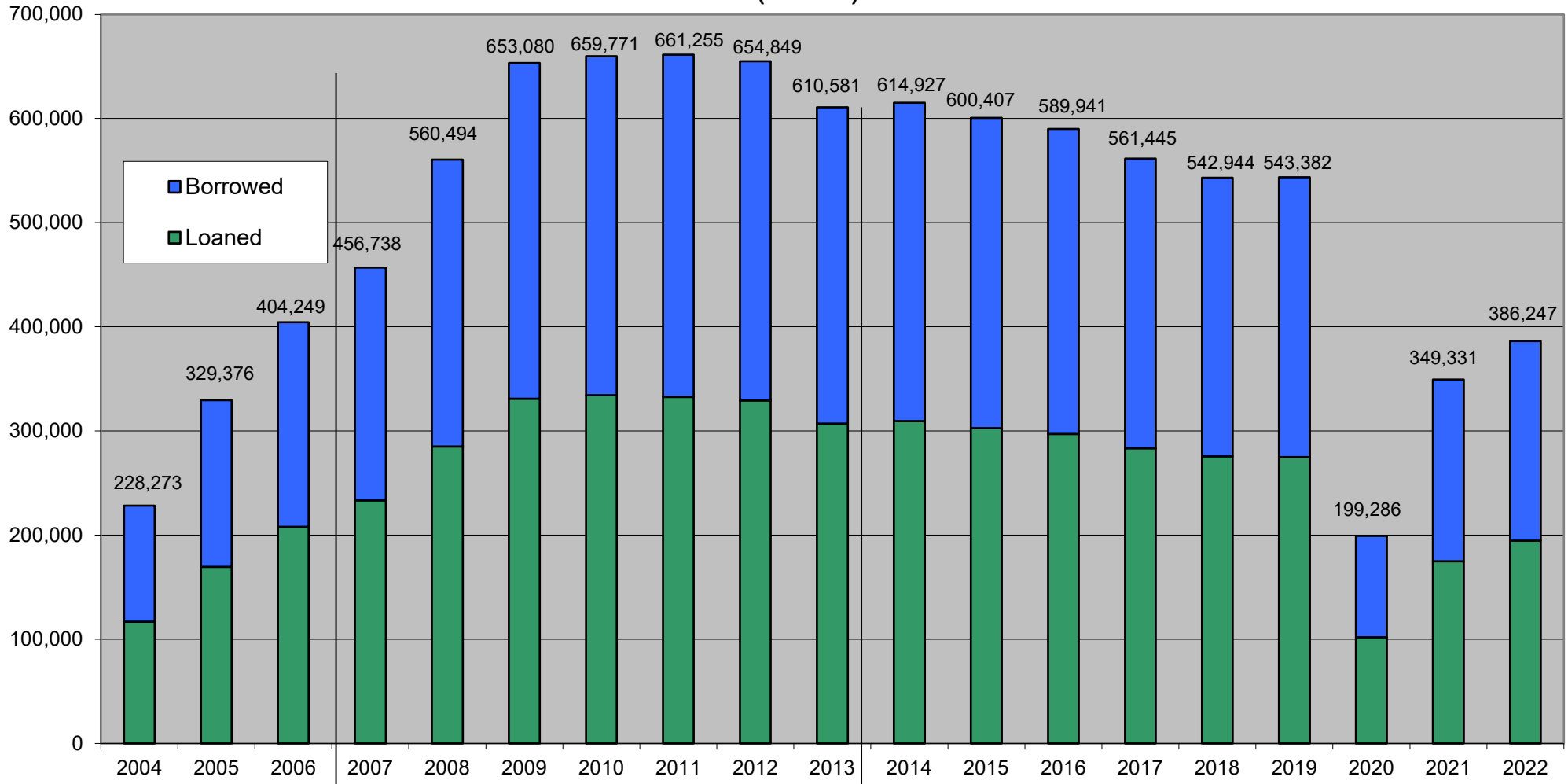
System Totals	174,615	191,680	17,065	9.8%
----------------------	----------------	----------------	---------------	-------------

174,716	194,567	19,851	11.4%
----------------	----------------	---------------	--------------

INTERLIBRARY LOAN RESOURCE SHARING AMONG LIBRARIES (TRANSIT DETAILS)

	2022 Deliveries per week	2021 Deliveries per week	2022			2021		Change + or -	Change %
			LOANED	BORROWED	Total Activity	Total Activity			
Livingston County									
Avon Free Library	3 or less	3 or less	5,540	5,525	11,065	10,176	889	8.7%	
Bell Memorial Library	3 or less	3 or less	2,176	3,133	5,309	3,988	1,321	33.1%	
Caledonia Library Association	3 or less	3 or less	2,283	2,239	4,522	8,335	(3,813)	-45.7%	
Dansville Public Library	3 or less	3 or less	5,344	6,610	11,954	13,241	(1,287)	-9.7%	
Lima Public Library	3 or less	3 or less	5,427	2,622	8,049	7,426	623	8.4%	
Livonia Public Library	4 or less	3 or less	4,913	8,691	13,604	12,476	1,128	9.0%	
Mount Morris Library	3 or less	3 or less	2,794	3,501	6,295	5,121	1,174	22.9%	
Wadsworth Library	4 or less	3 or less	5,558	10,567	16,125	7,684	8,441	109.9%	
Total Livingston County			34,035	42,888	76,923	68,447	8,476	12.4%	
Ontario County									
Allens Hill Free Library	3 or less	3 or less	1,196	883	2,079	1,969	110	5.6%	
Bloomfield Public Library	3 or less	3 or less	3,598	3,961	7,559	7,024	535	7.6%	
Bristol Library	3 or less	3 or less	2,407	1,145	3,552	3,205	347	10.8%	
Clifton Springs Library	3 or less	3 or less	4,619	3,620	8,239	7,461	778	10.4%	
Geneva Public Library	6 or less	6 or less	13,897	7,986	21,883	18,072	3,811	21.1%	
Gorham Free Library	3 or less	3 or less	6,180	2,379	8,559	7,682	877	11.4%	
Honeoye Public Library	3 or less	3 or less	3,372	4,454	7,826	7,448	378	5.1%	
Naples Library	3 or less	3 or less	2,741	4,264	7,005	7,493	(488)	-6.5%	
Phelps Community Memorial Library	3 or less	3 or less	4,541	1,766	6,307	7,323	(1,016)	-13.9%	
Red Jacket Community Library	3 or less	3 or less	1,054	1,259	2,313	4,133	(1,820)	-44.0%	
Victor Farmington Library	6 or less	6 or less	10,426	18,688	29,114	24,609	4,505	18.3%	
Wood Library Association	6 or less	6 or less	7,864	19,905	27,769	25,435	2,334	9.2%	
Total Ontario County			61,895	70,310	132,205	121,854	10,351	8.5%	
Wayne County									
Clyde Savannah Public Library	3 or less	3 or less	9,797	1,695	11,492	10,877	615	5.7%	
Lyons Public Library	3 or less	3 or less	7,157	3,659	10,816	9,204	1,612	17.5%	
Macedon Public Library	6 or less	6 or less	7,299	6,268	13,567	12,453	1,114	8.9%	
Marion Public Library	3 or less	3 or less	2,851	3,095	5,946	6,612	(666)	-10.1%	
Newark Public Library	6 or less	6 or less	8,259	7,736	15,995	14,177	1,818	12.8%	
Ontario Public Library	6 or less	6 or less	7,218	6,402	13,620	12,309	1,311	10.7%	
Palmyra Community Library	6 or less	6 or less	4,218	7,228	11,446	10,353	1,093	10.6%	
Red Creek Free Library	3 or less	3 or less	1,621	1,461	3,082	2,118	964	45.5%	
Rose Free Library	3 or less	3 or less	1,927	379	2,306	1,707	599	35.1%	
Sodus Community Library	3 or less	3 or less	5,952	4,028	9,980	8,240	1,740	21.1%	
Walworth Seely Public Library	6 or less	6 or less	4,031	4,147	8,178	10,206	(2,028)	-19.9%	
Williamson Public Library	6 or less	6 or less	7,976	4,098	12,074	10,593	1,481	14.0%	
Wolcott Public Library	3 or less	3 or less	3,134	4,293	7,427	6,327	1,100	17.4%	
Total Wayne County			71,440	54,489	125,929	115,176	10,753	9.3%	
Wyoming County									
Arcade Free Library	3 or less	3 or less	4,805	5,234	10,039	8,651	1,388	16.0%	
Cordelia A. Greene Library	3 or less	3 or less	2,592	2,917	5,509	7,685	(2,176)	-28.3%	
Eagle Free Library	3 or less	3 or less	1,685	379	2,064	1,762	302	17.1%	
Gainesville Public Library, Town of	3 or less	3 or less	3,145	1,210	4,355	4,168	187	4.5%	
Perry Public Library	3 or less	3 or less	3,065	4,257	7,322	6,549	773	11.8%	
Pike Library	3 or less	3 or less	1,221	1,857	3,078	2,065	1,013	49.1%	
Stevens Memorial Community Library	3 or less	3 or less	5,691	3,044	8,735	3,591	5,144	143.2%	
Warsaw Public Library	3 or less	3 or less	4,451	4,393	8,844	7,952	892	11.2%	
Wyoming Free Circulating Library Association	3 or less	3 or less	542	702	1,244	1,431	(187)	-13.1%	
Total Wyoming County			27,197	23,993	51,190	43,854	7,336	16.7%	
System Grand Totals			194,567	191,680	386,247	349,331	36,916	10.6%	

OWWL Library System Interlibrary Loan Growth (HOLDS)



OWWL Library System Library Materials 2020 - 2022
(sorted by 2022 Total Library Materials Expenditures)

HISTORICAL DATA

	Lib Mat 3 year average	2022 Library Materials Expenditures						2021 Library Materials Expenditures						2020 Library Materials Expenditures					
		Print	Electronic	Other	Total	% +/- over 2021	% of Oper Expenses **	Print	Electronic	Other	Total	% +/- over 2020	% of Oper Expenses **	Print	Electronic	Other	Total	% +/- over 2019	% of Oper Expenses **
Wood	\$74,508	\$54,741	\$30,414	\$8,696	\$93,851	35%	9%	\$39,266	\$21,796	\$8,310	\$69,372	15%	7%	\$37,545	\$14,720	\$8,035	\$60,300	-25%	7%
Geneva	\$78,791	\$50,786	\$7,254	\$27,914	\$85,954	30%	10%	\$53,399	\$7,665	\$23,004	\$84,068	27%	10%	\$33,243	\$11,591	\$21,518	\$66,352	2%	6%
Victor	\$64,153	\$60,501	\$14,496	\$7,925	\$82,922	37%	9%	\$45,618	\$8,200	\$6,910	\$60,728	24%	7%	\$34,033	\$10,952	\$3,824	\$48,809	-12%	7%
Macedon	\$45,020	\$29,112	\$15,621	\$13,787	\$58,520	52%	14%	\$24,839	\$5,000	\$8,599	\$38,438	1%	12%	\$25,007	\$7,554	\$5,540	\$38,101	-38%	13%
Wadsworth	\$45,897	\$32,264	\$13,365	\$10,055	\$55,684	34%	13%	\$31,278	\$2,963	\$7,266	\$41,507	2%	8%	\$29,848	\$3,863	\$6,788	\$40,499	-24%	6%
Ontario	\$35,573	\$27,352	\$17,883	\$3,530	\$48,765	61%	9%	\$19,966	\$6,485	\$3,780	\$30,231	9%	6%	\$18,764	\$4,151	\$4,807	\$27,722	-17%	6%
Lyons	\$37,441	\$33,893	\$1,316	\$8,142	\$43,351	37%	11%	\$23,368	\$2,843	\$5,339	\$31,550	-16%	10%	\$30,194	\$2,600	\$4,627	\$37,421	-14%	11%
Dansville	\$42,362	\$26,485	\$3,200	\$12,325	\$42,010	-8%	8%	\$28,603	\$5,600	\$11,247	\$45,450	15%	8%	\$22,987	\$5,100	\$11,539	\$39,626	-8%	7%
Newark	\$47,805	\$24,797	\$15,701	\$949	\$41,447	-19%	6%	\$31,566	\$12,000	\$7,910	\$51,476	2%	8%	\$32,809	\$7,654	\$10,030	\$50,493	7%	8%
Palmyra	\$38,622	\$22,196	\$7,000	\$9,590	\$38,786	1%	11%	\$22,977	\$4,000	\$11,255	\$38,232	-2%	12%	\$21,281	\$6,500	\$11,068	\$38,849	0%	13%
Warsaw	\$25,664	\$23,310	\$5,374	\$5,792	\$34,476	61%	14%	\$11,479	\$3,268	\$6,665	\$21,412	1%	8%	\$13,525	\$3,706	\$3,874	\$21,105	-26%	8%
Lima	\$31,729	\$22,979	\$3,327	\$6,812	\$33,118	-10%	19%	\$25,014	\$2,800	\$9,163	\$36,977	47%	21%	\$16,420	\$3,800	\$4,871	\$25,091	-33%	14%
Sodus	\$35,377	\$20,547	\$4,704	\$7,080	\$32,331	-8%	11%	\$22,272	\$5,884	\$7,012	\$35,168	-9%	13%	\$24,205	\$6,781	\$7,645	\$38,631	2%	11%
Clyde-Savannah	\$30,067	\$18,786	\$4,653	\$8,161	\$31,600	3%	11%	\$17,361	\$4,633	\$8,677	\$30,671	10%	11%	\$16,076	\$2,872	\$8,983	\$27,931	-30%	9%
Williamson	\$36,002	\$17,371	\$8,970	\$4,955	\$31,296	-14%	8%	\$23,318	\$7,441	\$5,544	\$36,303	-10%	8%	\$22,776	\$11,933	\$5,699	\$40,408	-18%	9%
Avon	\$27,783	\$17,014	\$4,300	\$9,460	\$30,774	14%	12%	\$10,446	\$4,265	\$12,281	\$26,992	6%	11%	\$13,910	\$3,890	\$7,782	\$25,582	-18%	8%
Mount Morris	\$27,598	\$24,410	\$2,288	\$918	\$27,616	0%	19%	\$24,327	\$2,900	\$476	\$27,703	1%	17%	\$22,691	\$4,000	\$784	\$27,475	0%	21%
Livonia	\$28,768	\$19,216	\$5,000	\$2,338	\$26,554	-8%	6%	\$20,421	\$4,891	\$3,474	\$28,786	-7%	7%	\$19,087	\$7,024	\$4,852	\$30,963	7%	7%
Honeoye	\$26,969	\$14,782	\$6,938	\$4,234	\$25,954	-11%	17%	\$16,559	\$5,714	\$7,012	\$29,285	14%	20%	\$18,470	\$4,209	\$2,990	\$25,669	15%	18%
Walworth	\$28,960	\$10,079	\$5,485	\$8,586	\$24,150	-28%	9%	\$20,604	\$6,030	\$6,730	\$33,364	14%	13%	\$15,460	\$6,886	\$7,019	\$29,365	-18%	11%
Naples	\$24,782	\$16,820	\$2,323	\$3,770	\$22,913	-7%	12%	\$17,697	\$2,454	\$4,403	\$24,554	-9%	12%	\$16,869	\$4,000	\$6,009	\$26,878	-2%	12%
Marion	\$20,917	\$18,448	\$2,100	\$1,385	\$21,933	9%	14%	\$15,789	\$2,100	\$2,255	\$20,144	-3%	13%	\$14,693	\$3,505	\$2,475	\$20,673	6%	12%
Clifton Springs	\$18,559	\$15,522	\$1,525	\$3,073	\$20,120	8%	7%	\$14,090	\$1,700	\$2,923	\$18,713	11%	7%	\$10,065	\$2,500	\$4,280	\$16,845	-35%	6%
T. Gainesville	\$16,031	\$18,992	\$338	\$640	\$19,970	31%	28%	\$14,711	\$369	\$203	\$15,283	19%	22%	\$11,638	\$271	\$930	\$12,839	-26%	21%
Caledonia	\$16,722	\$14,129	\$1,181	\$3,138	\$18,448	11%	16%	\$13,022	\$1,126	\$2,445	\$16,593	10%	16%	\$10,874	\$2,100	\$2,151	\$15,125	-17%	15%
Arcade	\$18,422	\$12,048	\$2,450	\$3,636	\$18,134	-9%	9%	\$14,689	\$2,000	\$3,300	\$19,989	17%	11%	\$11,577	\$2,000	\$3,565	\$17,142	-10%	10%
Phelps	\$16,499	\$10,952	\$1,262	\$4,800	\$17,014	5%	8%	\$10,713	\$775	\$4,750	\$16,238	0%	8%	\$11,406	\$795	\$4,043	\$16,244	-15%	8%
Bloomfield	\$17,745	\$11,699	\$3,400	\$1,820	\$16,919	-12%	12%	\$12,359	\$3,559	\$3,230	\$19,148	12%	11%	\$9,469	\$5,039	\$2,660	\$17,168	-11%	9%
Bell	\$14,784	\$12,071	\$1,456	\$1,663	\$15,190	4%	11%	\$11,334	\$1,300	\$2,012	\$14,646	1%	11%	\$9,688	\$1,850	\$2,977	\$14,515	-5%	12%
Wolcott	\$13,329	\$7,315	\$2,071	\$3,659	\$13,045	2%	10%	\$8,055	\$1,624	\$3,170	\$12,849	-9%	10%	\$8,022	\$3,000	\$3,070	\$14,092	1%	12%
Perry	\$13,989	\$8,908	\$2,228	\$1,129	\$12,265	-9%	5%	\$10,269	\$2,354	\$827	\$13,450	-17%	6%	\$8,286	\$4,624	\$3,342	\$16,252	-1%	8%
Stevens	\$19,426	\$9,319	\$2,195	\$489	\$12,003	-48%	6%	\$19,834	\$1,228	\$1,863	\$22,925	-2%	11%	\$18,059	\$3,047	\$2,244	\$23,350	20%	11%
Gorham	\$13,790	\$9,194	\$905	\$1,867	\$11,966	-15%	10%	\$10,848	\$1,000	\$2,263	\$14,111	-8%	12%	\$11,686	\$1,287	\$2,321	\$15,294	-9%	13%
Cordelia	\$11,380	\$8,484	\$500	\$2,048	\$11,032	2%	12%	\$7,889	\$620	\$2,354	\$10,863	-11%	14%	\$8,848	\$900	\$2,497	\$12,245	-9%	17%
Red Jacket	\$9,377	\$7,804	\$1,600	\$1,214	\$10,618	8%	6%	\$6,957	\$1,691	\$1,184	\$9,832	28%	5%	\$4,154	\$2,038	\$1,488	\$7,680	-62%	3%
Bristol	\$8,102	\$7,055	\$548	\$1,682	\$9,285	-3%	11%	\$7,227	\$508	\$1,795	\$9,530	74%	13%	\$3,539	\$448	\$1,504	\$5,491	-39%	10%
Rose	\$5,493	\$5,276	\$1,509	\$190	\$6,975	55%	10%	\$3,420	\$833	\$259	\$4,512	-10%	7%	\$3,012	\$1,636	\$343	\$4,991	-26%	9%
Eagle	\$4,459	\$4,389	\$196	\$539	\$5,124	32%	10%	\$3,466	\$359	\$64	\$3,889	-11%	9%	\$3,508	\$328	\$529	\$4,365	-2%	11%
Red Creek	\$3,296	\$2,896	\$183	\$299	\$3,378	-6%	5%	\$3,224	\$164	\$223	\$3,611	25%	6%	\$2,429	\$159	\$310	\$2,898	-26%	4%
Pike	\$2,750	\$2,265	\$223	\$100	\$2,588	-5%	6%	\$2,362	\$164	\$200	\$2,726	-7%	6%	\$2,578	\$259	\$100	\$2,937	-13%	8%
Wyoming	\$2,105	\$1,471	\$350	\$255	\$2,076	6%	3%	\$1,220	\$433	\$303	\$1,956	-14%	3%	\$1,546	\$600	\$138	\$2,284	10%	4%
Allens Hill	\$1,068	\$917	\$132	\$203	\$1,252	41%	5%	\$590	\$164	\$135	\$889	-16%	4%	\$671	\$159	\$232	\$1,062	-49%	6%
Totals	\$1,082,111	\$756,595	\$205,964	\$198,848	\$1,161,407	8%	10%	\$722,446	\$150,903	\$200,815	\$1,074,164	6%	9%	\$650,948	\$170,331	\$189,483	\$1,010,762	-14%	9%

**Operating Expenses INCLUDE capital and debt expenditures from the Operating Fund.

SIZE COMPARISON WITH STAFFING INFORMATION
LIVINGSTON AND ONTARIO LIBRARIES

2022	Type of Library	Area Chartered To Serve	2020 Census	Registered Borrowers	Min Public Service Hours/Week	Days Open Per Week	Total Holdings	Total Circulation	Actual Hrs/Wk FT Staff	Librarian (w/MLS) FTE	Lib. Manager (w/o MLS) FTE	Library Specialist FTE	Other Staff FTE	Staffing Totals FTE
LIVINGSTON														
Avon		Assoc-Town of Avon	6,939	2,473	48	6	69,525	52,756	30	0.0	1.0	0.0	3.7	4.67
Caledonia		Assoc-Town of Caledonia	4,154	1,535	26	5	61,099	15,506	35	0.0	1.0	0.0	0.8	1.80
Dansville		Pub-Dansville Sch Dist	9,780	3,009	51	6	77,378	52,251	38	1.0	0.0	1.0	5.1	7.05
Wadsworth		Pub-Geneseo Sch Dist	11,196	3,278	50	6	78,809	74,740	38	2.0	0.0	0.0	4.2	6.18
Lima		Pub-Town of Lima	4,154	1,088	33	6	65,035	19,274	38	0.0	1.0	0.0	1.8	2.83
Livonia		Pub-Town of Livonia	7,497	3,214	53	6	70,208	67,341	32	1.0	0.0	0.0	4.2	5.17
Mount Morris		Assoc-Village of Mt. Morris	2,898	780	32	5	60,043	18,535	35	1.0	0.0	0.0	1.1	2.11
Bell		Pub-Dalton/Nunda SD	4,571	839	35	5	62,742	18,669	35	0.0	1.0	0.0	1.5	2.50
Total			51,189	16,216			544,839	319,072						
ONTARIO														
Allens Hill		Assoc-Other (specified census blocks)	327	167	14	4	54,127	2,969	14	0.0	0.5	0.0	0.5	1.00
Bloomfield		Pub-Bloomfield Sch Dist	6,708	1,618	37	6	63,939	29,067	40	1.0	0.0	0.0	2.6	3.60
Bristol		Assoc-Town of Bristol	2,284	568	20	5	54,151	8,263	30	0.0	1.0	0.0	1.1	2.07
Clifton Springs		Assoc-Village of Clifton Springs	2,209	1,947	47	6	62,816	37,230	38	0.0	1.0	3.3	1.0	5.30
Geneva		Pub-Geneva Sch Dist	17,208	5,148	58	6	94,492	93,002	35	5.0	0.0	0.0	11.0	16.00
Gorham		Assoc-Marucs Whitman Central SD	9,717	1,241	38	7	69,366	24,187	36	1.0	0.0	0.0	1.1	2.09
Honeoye		Assoc-Town of Richmond	3,360	1,470	26	5	60,655	32,645	26	0.0	1.0	0.0	2.0	3.00
Naples		Pub-Naples Sch Dist	5,176	1,738	48	6	66,786	29,861	36	0.0	1.0	0.0	3.0	4.00
Phelps		Assoc-Town of Phelps	6,637	1,444	52	6	70,850	19,022	40	0.0	1.0	2.5	0.0	3.50
Red Jacket		Pub-Manchester/Shortsville Sch Dist	5,961	1,224	35	5	56,082	7,666	35	0.0	1.0	1.0	1.5	3.50
Victor		Assoc-Victor Sch Dist	26,813	8,964	63	7	89,303	208,557	38	4.0	0.0	0.0	5.8	9.80
Wood		Assoc-Canandaigua Sch Dist	26,977	10,804	64	7	109,383	214,298	35	4.0	0.0	5.0	7.3	16.30
Total			113,377	36,333			851,950	706,767						
System TOTALS			286,631	90,472			2,925,150	1,682,235						

SIZE COMPARISON WITH STAFFING INFORMATION
WAYNE AND WYOMING LIBRARIES

2022	Type of Library	Area Chartered To Serve	2020 Census	Registered Borrowers	Public Service Hours/Week	Days Open Per Week	Total Holdings	Total Circulation	Actual Hrs/Wk FT Staff	Librarian (w/MLS) FTE	Lib. Manager (w/o MLS) FTE	Library Specialist FTE	Other Staff FTE	Staffing Totals FTE
WAYNE														
	Clyde	Pub-Clyde-Savannah Sch Dist	5,521	1,585	35	6	99,837	18,334	38	1.0	0.0	0.0	3.1	4.05
	Lyons	Pub-Lyons Sch Dist	6,806	2,065	47	6	70,743	26,123	35	1.0	1.0	0.0	4.0	6.00
	Macedon	Pub-Town of Macedon	9,270	3,196	48	6	80,528	58,699	40	1.0	0.0	2.0	2.1	5.07
	Marion	Pub-Town of Marion	4,566	1,468	35	6	60,599	21,978	35	0.0	1.0	0.0	2.1	3.06
	Newark	Pub-Newark Sch Dist	14,533	4,169	50	6	79,423	61,596	35	1.0	0.0	0.0	9.8	10.84
	Ontario	Pub-Town of Ontario	10,446	3,476	39	6	75,079	76,398	35	2.0	0.0	0.0	4.6	6.60
	Palmyra	Pub-Spec Legislative District	6,446	3,029	47	6	64,859	50,036	40	1.0	0.0	0.8	3.0	4.75
	Red Creek	Assoc-Village of Red Creek	495	513	32	6	57,046	8,517	32	0.0	1.0	0.0	0.3	1.25
	Rose	Assoc-Town of Rose	2,291	456	24	4	57,789	4,986	24	0.0	1.0	0.0	1.0	2.00
	Sodus	Pub-Sodus Sch Dist	7,209	2,260	59	6	86,466	36,686	35	1.0	0.0	0.0	4.0	5.00
	Walworth	Pub-Town of Walworth	9,253	2,438	24	6	74,819	36,908	40	1.0	0.0	0.0	3.9	4.90
	Williamson	Pub-Town of Williamson	6,860	2,750	54	6	88,107	56,489	38	1.0	0.0	1.2	3.6	5.79
	Wolcott	Assoc-Village of Wolcott	1,556	1,111	31	6	57,838	21,325	31	0.0	1.0	0.0	0.0	1.00
	Total		85,252	28,516			953,133	478,075						
WYOMING														
	Arcade	Assoc-Town of Arcade	4,187	2,376	40	6	71,049	43,263	38	1.0	0.0	1.0	1.5	3.50
	Stevens	Pub-Attica School Dist	11,634	1,625	40	6	79,361	30,412	40	1.0	0.0	0.0	2.4	3.35
	Eagle	Assoc-Town of Eagle	1,105	292	20	5	60,929	3,471	20	0.0	1.0	0.0	0.0	1.00
	C.A. Greene	Assoc-Town of Castile	2,711	747	25	5	59,495	18,746	35	0.0	1.0	0.0	0.4	1.40
	Perry	Pub-Perry Sch Dist	7,275	1,599	46	6	67,718	29,047	38	2.0	0.0	0.0	1.6	3.61
	Pike	Assoc-Town of Pike	975	191	20	4	55,824	5,841	20	0.0	1.0	0.0	0.4	1.35
	Gainesville	Pub-Town of Gainesville	2,009	476	22	6	63,831	7,847	25	0.0	1.0	0.0	0.3	1.25
	Warsaw	Pub-Town of Warsaw	5,316	1,700	35	6	62,561	34,961	38	1.7	0.0	0.7	0.8	3.11
	Wyoming	Assoc-Wyoming Central SD	1,601	401	23	4	54,460	4,733	22	0.0	1.0	0.0	0.0	1.00
	Total		36,813	9,407			575,228	178,321						
System TOTALS			286,631	90,472			2,925,150	1,682,235						

**LIBRARY DIRECTOR SALARIES/HOURS
2023**

LIVINGSTON LIBRARIES	YEARS RECEIVING DIRECTOR SALARY	HOURS/WEEK WORKED	2023 SALARY
AVON	<1	40	\$58,000
BELL	25	35	\$47,320
CALEDONIA	14	35	\$41,300
DANSVILLE	1	37.5	\$58,000
LIMA	7	37.5	\$42,562
LIVONIA	<1	32	\$60,000
MOUNT MORRIS	<1	35	\$45,000
WADSWORTH	<1	37.5	\$55,000

ONTARIO LIBRARIES	YEARS RECEIVING DIRECTOR SALARY	HOURS/WEEK WORKED	2023 SALARY
ALLENS HILL	4	10-13	\$3,826
BLOOMFIELD	<1	37.5	\$47,775
BRISTOL	<1	30	\$27,300
CLIFTON SPRINGS	4	37.5	\$52,000
GENEVA	<1	35	\$80,000
GORHAM	7	36	\$51,503
HONEOYE	4	30	\$35,880
NAPLES	2	36	\$57,427
PHELPS	3	40	\$55,341
RED JACKET	<1	35	\$46,000
VICTOR	6	37.5	\$79,913
WOOD	11	35	\$95,276

**LIBRARY DIRECTOR SALARIES/HOURS/CLASSIFICATIONS
2023**

WAYNE LIBRARIES	YEARS RECEIVING DIRECTOR SALARY	HOURS/WEEK WORKED	2023 SALARY
CLYDE	7	38.0	\$55,341
LYONS	2	35.0	\$51,500
MACEDON	9	40.0	\$59,114
MARION	15	35.0	\$43,325
NEWARK	<1	35.0	\$63,000
ONTARIO	16	35.0	\$72,700
PALMYRA	<1	40.0	\$53,040
RED CREEK	1	32.0	\$28,704
ROSE	4	24.0	\$28,704
SODUS	5	35.0	\$44,300
WALWORTH	5	40.0	\$68,432
WILLIAMSON	10	37.5	\$62,340
WOLCOTT	32	31.0	\$33,665

WYOMING LIBRARIES	YEARS RECEIVING DIRECTOR SALARY	HOURS/WEEK WORKED	2023 SALARY
ARCADE	vacant	37.5	\$43,000
CORDELIA A GREENE	2	35.0	\$27,600
EAGLE	5	20.0	\$16,700
GAINESVILLE	8	25.0	\$22,317
PERRY	2	37.5	\$55,345
PIKE	11	20.0	\$18,200
STEVENS	vacant	40.0	\$58,240
WARSAW	11	37.5	\$58,000
WYOMING	16	22.0	\$24,474

2023 STAFF SALARIES - Minimum Wage \$14.20

LIVINGSTON LIBRARIES	Librarian (MLS) (other than Director)	Library Asst II or Other	Library Assistant	Other Youth Services Personnel	Sr. Clerk	Clerk	Page	Custodial
AVON				\$18.08	\$19.96	\$15.00		Contract \$90/wk.
BELL		Part Time Treasurer \$14.20				\$15.02	\$14.20	
CALEDONIA						Clerk - \$14.60, Other Staff \$14.20		
DANSVILLE		PT Treasurer \$17.60/hr	\$18.58			PT:\$14.80-\$15.90/hr FT: \$17.08/hr	\$14.20	\$18.50
LIMA					\$16.20	\$14.10		\$14.20
LIVONIA		PT Technology Coordinator \$19.06/hr		FT Family Services Coordinator \$37,875		FT \$25,232-\$30,000; PT \$14.20-\$14.66	PT \$14.20	\$200/wk
MOUNT MORRIS					\$19.00	\$15.00		\$20.00
WADSWORTH	\$56,700				\$17.25	\$16.20	\$15.70	Contract \$1,015/mo.

ONTARIO LIBRARIES	Librarian (MLS) (other than Director)	Library Asst II or Other	Library Assistant	Other Youth Services Personnel	Sr. Clerk	Clerk	Page	Custodial
ALLENS HILL						\$15.50		
BLOOMFIELD		Treasurer \$35.00/hour	\$20.00	\$15.20	\$15.20	\$14.25; Library Aides \$14.20		\$14.20
BRISTOL					\$15.00	\$14.20		
CLIFTON SPRINGS			Adult Services \$20.00	\$20.00	\$17.00	\$14.20		
GENEVA	\$41,843-\$43,166	\$19.97-\$22.92/hour	\$18.72/hr		\$18.72	\$14.20-\$16.97	\$14.48	\$18.45
GORHAM					\$15.75	\$14.59-\$15.53		
HONEOYE		Bookkeeper \$20.00/hr.				\$14.50-\$15.00		Contract \$500/mo.
NAPLES				\$16.00-\$17.00		\$15.00-\$16.00		Contract \$223/mo.
PHELPS		Bookkeeper \$17.86/hr.	\$18.95			\$14.29-\$16.91		\$14.20
RED JACKET		Bookkeeper \$572.00/month	\$18.00			\$14.50-\$16.44		
VICTOR	\$42,000 - \$60,000	\$42,000 - \$60,000		\$42,000 - \$60,000		\$14.20 - \$20.00		Contract \$1300/month
WOOD	\$50,000-\$78,000	\$40,000 - \$50,000				\$15.30 - \$19.35		\$17.00

2023 STAFF SALARIES - Minimum Wage \$14.20

WAYNE LIBRARIES	Librarian (MLS) (other than Director)	Library Asst II or Other	Library Assistant	Other Youth Services Personnel	Sr. Clerk	Clerk	Page	Custodial
CLYDE						\$14.20-\$19.13	\$14.20	\$14.81
LYONS		Account Clerk \$20.60/hr.	\$20.60/hr	\$16.00		\$15.50-\$16.50	\$15.50	\$16.50
MACEDON	Youth Services \$19.50/hr.		\$20.40/hr			PT \$14.28-\$15.30		
MARION						\$14.33-\$18.54		\$16.91
NEWARK			\$42,000/yr	\$40,000/yr		\$14.20-\$20.00		\$14.50-\$17.00
ONTARIO	Programming - \$61,900		\$22.00 - \$25.00			\$15.50-\$23.00	\$14.20-\$15.50	
PALMYRA				Youth Specialist \$16.28	\$14.70-\$16.70	\$14.60		\$155/wk
RED CREEK						\$14.20		\$14.20
ROSE						\$15.44		\$57.50/wk
SODUS		PT Treasurer \$11,3000		\$18.00		\$15.20-\$16.95	\$14.20	\$15.20/hr
WALWORTH			\$16.70-\$20.88			\$14.70 - \$19.63	\$14.20-\$17.75	
WILLIAMSON	Youth Services \$17.00-\$20.00/hr	PT Treasurer \$25.00/hr.				\$14.20-\$14.50		\$1018/month
WOLCOTT						\$14.20-\$14.55		\$325/month

WYOMING LIBRARIES	Librarian (MLS) (other than Director)	Library Asst II or Other	Library Assistant	Other Youth Services Personnel	Sr. Clerk	Clerk	Page	Custodial
ARCADE		\$19.90		\$14.75		\$14.50-\$15.00		\$14.20
CORDELIA A GREENE						\$14.20		\$14.20
EAGLE						\$14.20		
GAINESVILLE			\$14.20					
PERRY	\$20		\$15.00-\$16.70			\$14.20-\$14.45		
PIKE						\$14.20		\$25.00/week
STEVENS						\$14.20-\$16.75	\$14.20	\$16.50
WARSAW	\$18.20			\$25,084.80 (24 salaried hours, addt'l hours worked, hourly rate \$20.10 /hr added to weekly salaried rate		\$14.25-\$17.20		
WYOMING						\$14.20		

BENEFITS SUMMARY 2023

LIVINGSTON LIBRARIES	Retirement	Health Insurance	Vacation	Sick	Other
AVON	Full Time Staff - IRA + 3% Match	no	PTO-Salaried: 1-5yrs (2wks+16hrs + 40hrs Paid Sick); 6-10yrs (3wks+16hrs + 40hrs Paid Sick); 11+yrs (4wks+16hrs + 40hrs Paid Sick) FT30+hrs: 1-5yrs (2 scheduled work weeks+2 days + 40 hrs Paid Sick); 6-10yrs (3 scheduled work wks+2days+40hrs Paid Sick); 11+yrs (4 scheduled work wks+2 days+40 hrs Paid Sick) PT<30hrs: 1-5yrs (1 scheduled work wk+accrued Paid Sick); 6-10yrs (2 scheduled work wks+accrued Paid Sick); 11+yrs (3 scheduled work wks+accrued Paid Sick)		Bereavement, Paid Holidays
CALEDONIA	no	no	Director - 2 weeks	Director - 1 week	Staff receive 40 hrs PTO and paid holidays
DANSVILLE	All staff offered: NYS Retirement	Full time staff only: 50% BC/BS - single person only	Director - 2wks, 5-9yrs: 3wks, 10-14yrs: 4wks, 15+yrs: 5wks All staff - 1-2yrs: 1wk, 3-5yrs: 2wks, 6-14yrs: 3wks; FT only 15+ yrs: 4wks	All staff accrue 1 hr sick per 20 hours worked, max of 90 hours per leave year	FT: paid holidays, 3 days personal PT: paid holidays on days typically scheduled, 2 personal days All: 3 days bereavement
WADSWORTH	NYS Retirement	no	Director: negotiated; Librarian: 3 wks; 5 years 4 wks; 10 yrs 5 wks; 15 years 5 wks; Clerks: 3 wks; 10 yrs 4 wks; 20 yrs 5 wks	Director: 12 days Other Staff: 12 days	FT staff - 3 personal days; 5 bereavement days; paid holidays for FT; PT when they are scheduled to work
LIMA	NYS Retirement	Preferred Care for full-time staff only	2 weeks - Manager; 1-2 weeks - Clerks	FT-12 days; PT 1 yr-1week; PT 4 yrs-2 wks - NO accum.	paid holidays
LIVONIA	NYS Retirement	Full time staff only: Excellus	Full Time Staff only: 6 months -2 years (5 days) 5 additional days after 1 year; 2-10 years (2 wks); 10-16 years (3 wks); 16+ years (4wks)	FT staff only: 6 days to use starting January 1st - new employees earn 1/2 sick day per month until Jan 1st	paid holidays for full-time
MOUNT MORRIS	no	no	2 weeks after 1st year	1 day/mo to 36 days	paid holidays for full-time
BELL	Full time staff only: TSA	Full time staff only: BC/BS	Full time staff: PT 1/2 full time Lib Manager: 5 years 2 wks. 10 years - 3 weeks; 15 years - 4 weeks	Full time staff: PT 1/2 full time one day/mo.	Full time staff: PT 1/2 full time 10 Holidays; 3 Bereavement days; 1 Personal day

BENEFITS SUMMARY 2023

ONTARIO LIBRARIES	Retirement	Health Insurance	Vacation	Sick	Other
ALLENS HILL	no	no	no	no	no
BLOOMFIELD	403(b)	no	Director: 0-1 years 1 week; 2-3 years 2 weeks; 4-10 years 3 weeks; Over 10 years 4 weeks Part time - none	Director: 5 days/year Parttime: 1 hr accrued for every 30 hrs worked	Director: 5 days personal/yr; bereavement 2 days annually for immediate family; Paid holidays - 7 days
BRISTOL	no	no	no	no	no
CLIFTON SPRINGS	no	no	Director: 2 weeks; 3 wks after 1 yrs Clerks: 1 wk, 2 wks after 3 yrs, 3 wks after 10 yrs	Full time: 1 day/mo. Pro-rated for part-time	Director: 2 personal days
GENEVA	NYS Retirement NYS Deferred Compensation	Choice of 4 plans - \$4,658/yr for 30 hr. week		Only carryover from PTO	PTO ranging from 133 - 238 hours for FT; pro-rated for PT
GORHAM	no	no	Director - 2 weeks, 3 wks after 5 yrs; Clerk - 3 days after 1yr, earn an additional day each year after 2yrs	5 days/year	
HONEOYE	no	no	2 weeks - Director	Staff: 8 hours/yr. - cumulative	4 pd. Holidays - MLK/Memorial/Labor/Juneteenth
NAPLES	NYS Retirement	Excellus BCBS 70% covered by library or Stipend for Director - \$2,500; FT staff \$2,000	Director: 0-4 yrs 2wks; 5-10yrs 3 wks; 10+yrs 4 wks; FT staff 0-4 years 1 week; 4-10 years 2 weeks; 10+ years 3 weeks; PT-none; Vacation time in non-cumulative	Director 10 days/year FT/PT: 1 hour for 30 hours worked. Max cumulative of 2 fiscal years	Director: 5 personal days, non-cumulative
PHELPS	no	Excellus at cost for Director: HSA \$100-\$250/yr on sliding scale based on wkly hours worked for all other eligible staff	Director: 10 days; Hourly:1-5 yrs (5 days); 6+ yrs (10 days) non- cumulative	Director: 8 days cum to 20days; Hourly:5days cum to 10 days minimum of 40hrs of sick time per NYS law	
RED JACKET	NYS Retirement; NYS Def Comp 457 plan	Director Only - \$5,800 towards health ins.	FT: after 1 yr - 70h; after 6 yrs - 105 h; after 11 yrs - 140 h may carry over 35 h yearly	FT: 70 h and may carry over 35 h; PT: 35 h and may carry over 17.5 h per year	FT - 11 paid holidays per year to be recommended by director and approved at annual board meeting
VICTOR	401k for all staff 21 yrs and older	Full time salaried staff: Simply Blue PPO, high deductible plan single coverage plus HSA for professionals	Professional FT - 4 wks Full time: 1-3 yrs (2 wks); 4-9 yrs (3 wks); 10-19 yrs (4wks); 20+ yrs (5wks)	1 day/mo.	4 paid personal days per year for full time staff
WOOD	3% library contribution to Simple IRA for any employee earning \$5000/yr	BC/BS (90% individual plan up to 10% of salary)	FT: 3 wks 1-3yrs; 4 wks 4-7 yrs; 5 wks 8+yrs: PT: 1wk/1 yr; 2wks - 2yrs; 3 wks - 7 yrs	FT: 1 working day/mo.; PT: 1/2 work day/mo.	FT : 3 personal days per year; PT: 2 personal days; Basic Life Ins plan for all FT staff

BENEFITS SUMMARY 2023

WAYNE LIBRARIES	Retirement	Health Insurance	Vacation	Sick	Other
CLYDE	NYS Retirement - Director & 3 clerks	No	Director and FT : 1 Week; 2 Weeks after 5 years	Director and FT: 40 hrs per year; PT accrue 1 hr per 30 hrs worked	Director and FT: 7 paid holidays
LYONS	NYS Retirement - Director, 1 Assistants, and 4 clerks	90% (Director Only)	All staff accrue vacation at the following rates based on years of employment: 1-10 years: 0.0400 hours per hour worked (equivalent to 2 weeks per year) 10+ years: 0.0612 hours per hour worked (equivalent to 3 weeks per year) Director accrues at 0.0612 hours per hour worked regardless of years of employment	All staff accrue sick time at a rate of 0.033 hours per hour worked (equivalent to 1 hour per 30 hours worked)	All staff receive 11 paid federal holidays; Director also receives two personal days
MACEDON	NYS Retirement - full-time must opt in, part-time may choose to opt in	Full time: Blue Cross Blue Shield platinum- (80/20); Dental employee pays all	Full Time - 10 days; 15 days after 10 yrs.	Dir & Full-time - 10 days; Part-time accrue 1 hour for every 30 hours worked; may use up to 40 hours per year	Dir & FT: 11 paid holidays; Part-Time - 6 hours of holiday paid in December
MARION	NYS Retirement	Excellus through Town of Marion \$1147/mo Manager & \$458.80/mo Asst Manager	Manager -15 yrs service - 4 weeks; Staff: % based on hours worked	Manager: up to 10 days/yr Staff: % based on hrs worked	Full-time only/Manager: 11 paid holidays; FT - 3 personal days
NEWARK	NYS Retirement	Full time: BlueCross Blue Shield, board determines employer portion annually.	Exempt/Salary - awarded 4 weeks per year for years 1-5, 6+ years awarded 5 weeks; FT - 1-2 yrs 2 weeks, 3-6 years 3 weeks, 7+ years 4 weeks; PT - 1-3 yrs 1 week (equivalent of one week is the number of hours in an average work week), 4-6 years equivalent of 3 weeks.	Full Time - 7 hrs/month; Part-time % based on hours worked	Full time: 3 personal days; 11 paid holidays
ONTARIO	NYS Retirement	Full time: 80% Blue Choice & Dental; HRA \$1,500 full-time; Part-Time health care optional at cost	Director: 1 yr-15 days; 4 yrs-20 days; Lib: 1 yr-10 days; 5 yrs-15 days; 10 yrs - 20 days Clerks: 1 yr-1 wk; 3 yrs-2 wks; 6 yrs-3 wks; 15 yrs-4 wks pro-rated	FT - 12 days; PT - pro-rated	Bereavement 5 days; 11 paid holidays (pro-rated PT);
PALMYRA	NYS Retirement	no	FT: 1 yr-2 wk; after one year 4 weeks PT: 1yr-1wk; 5 yrs-2wk; 10 yrs-3 wks (pro-rated)	Can accumulate - FT- 12 days/yr; PT-6 days/yr	Full-time: 11 paid holidays; Bereavement: FT 5 days, PT 1 week equivalent All employees get their birthday off with pay.
RED CREEK	no	no	Library Director - 32 hours; Paid time off @ 0.02 hrs/hrs worked	no	Holidays - unpaid; Paid day off for employees birthday
ROSE	no	Director only	Director: 20 hrs after 90 day prob per, >5 yrs - 40 hrs, > 10 yrs - 80 hrs; Clerk: 15 hrs after 90 day prob per, > 5 yrs - 30hrs, > 10 yrs - 45 hrs	NY sick pay accrual	13 paid holidays
SODUS	NYS Retirement	no	Director: 2 weeks; 5-10 yrs (3wks); 10+ yrs (4 wks. max.) FT Staff: 1-5 yrs -1 wk; 6-10 yrs - 2 wks, 10+ yrs 3 wks	All staff - sick time based on hours worked per week, 35 hours = 70 sick hours/yr	Bereavement 3 days
WALWORTH	NYS Retirement	yes- optional for Director	Library Director - 5 days upon hire +5 days after 6 mos, 2 wks @ 2 yrs, 3 wks @ 3-7 yrs, 4 wks @ 8-12 yrs, 5 wks @ 13-19 yrs, 6 wks @ 20+ yrs; Staff: Pro-rated based on average hours worked per week in previous year (<15 hrs = 1.5 weeks, 15-24.9 hrs = 2.5 weeks, >25 hrs = 3.5 weeks of average hours worked) plus longevity bonus for 5+ years of service	no	Bereavement - 3 days (based on scheduled hours for PT) Library Director - Personal Days: 3 days upon hire, +5 days after 6 mos, 10 days annually on 2 yr anniv; Paid Holidays; Paid Family leave for employees who work 20+ hrs per week, Misc leave per employee handbook
WILLIAMSON	NYS Retirement and NYS Deferred Compensation	FT employees 30+ hours receive a Board stipend for health care. Employees with proof of health care can place their full stipend for NYS Deferred COMP or it can be taken as ½ cash in 26 increments. Base Stipends are set each year by the Board. 2023 Staff Stipend is prorated by hours worked with a base of \$8,000-\$10,500.	The Director: 25 days of vacation Full-time staff: • Date of hire to 1-year anniversary of hire - 1 week after satisfactory six-month probationary period • From 2 to 9 years of service - 2 weeks • From 10 to 14 years of service - 3 weeks • 15 years of service or more - 4 weeks maximum 3. Part-time employees who work regularly 20 but less than 30 hours weekly will be credited, on anniversary date of hire, with one-half of the vacation time of full-time employees, in accordance with the schedule. 4. Part-time employees who work less than 20 hours per week, pages, and other staff are not eligible for paid vacation time.	Sick leave for employees working 30 hours and above is accrued at a rate of 1/5 of the employee's regularly scheduled work week and awarded at the beginning of each month with a maximum accrual of 12 days leave each year. For employees working over 20 hours a week and less than 30 sick leave is accrued at a rate of 1/5 of the employee's regularly scheduled work week divided in ½.	Full time staff receive 22.5 hours of personnel time each year in addition to vacation. Bereavement Leave Full time employees (working 30 or more hours per week) will be granted a leave of absence with full pay for four (4) work days. Part-time employees (working at least 20 hours per week but less than 30 hours per week) will be granted two (2) work days.
WOLCOTT	no	Director: Excellus	4 weeks	3 days	Director - 8 paid holidays

BENEFITS SUMMARY 2023

WYOMING LIBRARIES	Retirement	Health Insurance	Vacation	Sick	Other
ARCADE	no	Director only: stipend	Full-time employees will receive paid vacation as follows: First - Second Year: 5 vacation days; Third - Fourth Year: 10 vacation days; Fifth Year and Beyond: 15 vacation days		Full-time employees will receive paid personal days as follows: First – Second Year: 5 personal days; Third – Fourth Year: 10 personal days; Fifth Year and Beyond: 12 personal day
CORDELIA A GREENE	no	no	Director: 1week after 1 yr; 2 weeks after 2 yrs; 3 weeks after 5 yrs - non-cumulative	Accrued at a rate of one hour for every 30 hours worked, up to a maximum accrual of 42 hours each year. Up to 42 hours per year can be used.	Holidays Director: 2 personal days/year
EAGLE			2 weeks	12 hrs.	Paid holidays, set annually
GAINESVILLE	NYS Retirement	no	Director - 2 weeks	Director - 3 days	Bereavement - 12 hours Director: Paid holidays
PERRY	NYS Retirement	FT Stipened - Director & YS Lib	PTO FT staff: 1-5 years 165 hours; 5-10 years 202.5 hours; 10+ years 240 hours Part-time staff: 2 weeks PTO pro-rated to regular schedule		Full-time Employees: 12 Paid holidays; All staff: Bereavement leave
PIKE	no	no	2 weeks	1 week	Paid Federal holidays
STEVENS	NYS Retirement	no	Salaried librarians and/or Director: 0-4 yrs - 20 days; 5-9 yrs - 25 days; 10+ yrs - 30 days; FT library staff: 0-4 yrs - 15 days; 5-9 yrs - 20 days; 10+ yrs - 25days; PT library staff: Pro-rated based on regular schedule		Paid holidays, set annually
WARSAW	NYS Retirement	Director only: stipend	Director: 4 wks vacation 1/2 time Children's Spec: 1-5 yrs 1 wk; 6-10 yrs 2 wks; 10+ yrs 3 wks; PT Librarian 25 hours - accrual of 50 hours allowed	Director & Children's Specialist: 1 day/month cumulative to 120 days PT Librarian 25 hrs/year (does not accure)	Director & Children's Specialist: Paid holidays; Director only: 3 personal days; Director only: 3 bereavement days
WYOMING	no	no	Director: 121.5 hours		Director: Paid National holidays